



US00D953373S

(12) **United States Design Patent** (10) **Patent No.:** **US D953,373 S**
Varga et al. (45) **Date of Patent:** **** May 31, 2022**

(54) **DISPLAY SCREEN WITH GRAPHICAL ICON**

(71) Applicant: **Vyaire Medical, Inc.**, Mettawa, IL (US)

(72) Inventors: **Christopher M. Varga**, Laguna Hills, CA (US); **Raina Varga**, Laguna Hills, CA (US)

(73) Assignee: **VYAIRE MEDICAL, INC.**, Mettawa, IL (US)

(**) Term: **15 Years**

(21) Appl. No.: **29/741,792**

(22) Filed: **Jul. 15, 2020**

(51) **LOC (13) Cl.** **14-04**

(52) **U.S. Cl.**
USPC **D14/495**

(58) **Field of Classification Search**
USPC D14/485-495; D20/11; D21/324, 325
CPC G06F 3/048; G06F 3/0481; G06F 3/04817;
G06F 3/0482; G06F 3/0483; G06F
3/04842; G06F 3/0485; G06F 3/04855;
G06F 3/0486; G06F 3/0488; G06F
3/04886; G06F 9/4443; G06F 17/211;
G06F 17/212; G06F 9/451; G06F 40/103;
G06F 40/106; G06F 40/189; G06F
40/191; A61B 6/463; G16H 10/60; G06T
3/40

See application file for complete search history.

(56) **References Cited**

U.S. PATENT DOCUMENTS

D395,645 S * 6/1998 Cappa D14/489
D396,457 S * 7/1998 Cappa D14/489
D600,708 S * 9/2009 LaManna D14/492
D604,305 S * 11/2009 Anzures D14/486
D614,634 S * 4/2010 Nilsen D14/486
D641,763 S * 7/2011 Jones D14/486
D677,274 S * 3/2013 Phelan D14/492

D730,393 S * 5/2015 Bray D14/489
9,398,887 B2 * 7/2016 Miyazawa A61B 6/463
D769,278 S * 10/2016 Ukrainsky D14/486
D780,802 S * 3/2017 Anzures D14/489
D806,126 S * 12/2017 Mander D14/492
D807,391 S * 1/2018 Seemakurty D14/488
D830,381 S * 10/2018 Argo D14/485
D840,433 S * 2/2019 Haverstock D14/492

(Continued)

OTHER PUBLICATIONS

“Health Lungs Logo Template . . . ” Apr. 8, 2020, posted at stock.adobe.com, [site visited Sep. 17, 2021]. <https://stock.adobe.com/335800600> (Year: 2020).*

(Continued)

Primary Examiner — John M Otte

(74) *Attorney, Agent, or Firm* — Morgan, Lewis & Bockius LLP

(57) **CLAIM**

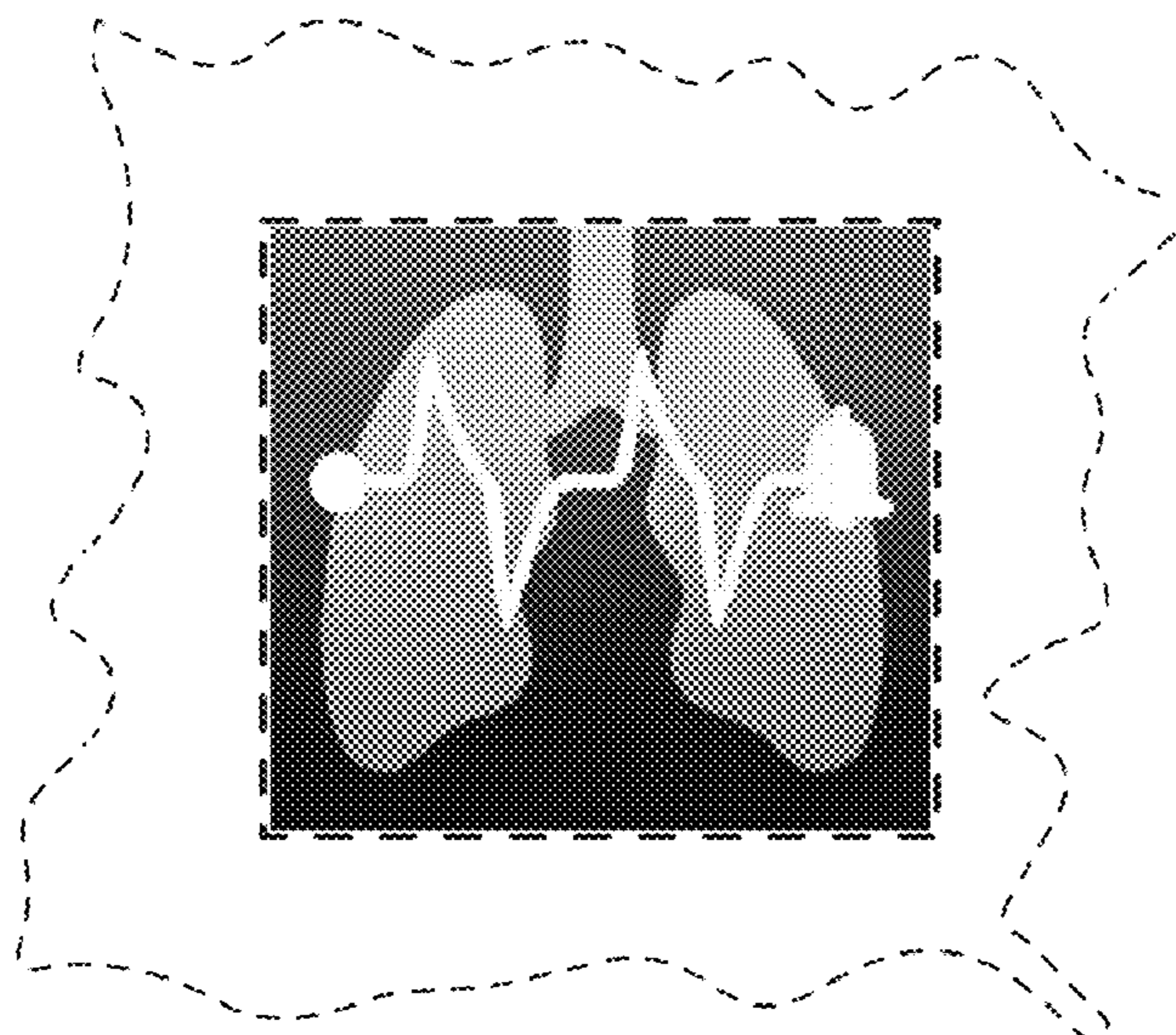
The ornamental design for a display screen with graphical icon, as shown and described.

DESCRIPTION

FIG. 1 is a front view of a computing device display screen with graphical icon showing our new design; and, FIG. 2 is a front view of a second embodiment of a display screen or portion thereof, with graphical icon showing our new design.

The peripheral broken lines illustrate a display screen of a computing device, or portion thereof, and form no part of the claimed design. The portion of the icon shown in broken lines in FIG. 2 forms no part of the claimed design. The icon is shown arranged relatively on the illustrated display screen and drawing sheets are for the convenience of illustration, and the placement of the icon relative to the boundaries of the illustrated example display screen, or to the drawing sheet, forms no part of the claimed design.

1 Claim, 2 Drawing Sheets



(56)

References Cited

U.S. PATENT DOCUMENTS

D874,520 S * 2/2020 Pascoli D14/495
D895,673 S * 9/2020 Lyons D14/489
D905,750 S * 12/2020 De Regt D14/492
D916,852 S * 4/2021 Griffin D14/486
D918,259 S * 5/2021 Chen D14/489
D919,651 S * 5/2021 Griffin D14/486
2015/0097869 A1* 4/2015 Oh G06T 3/40
345/635
2015/0199095 A1* 7/2015 Lahtivuori G06F 3/0482
715/763
2015/0269325 A1* 9/2015 Ohta G16H 15/00
715/771
2018/0025116 A1* 1/2018 Carrington G16H 10/60
705/3

OTHER PUBLICATIONS

“Lungs Pulse logo . . . ” May 19, 2019, posted at stock.adobe.com,
[site visited Sep. 17, 2021]. <https://stock.adobe.com/234616632>
(Year: 2019).*

* cited by examiner




FIG. 1

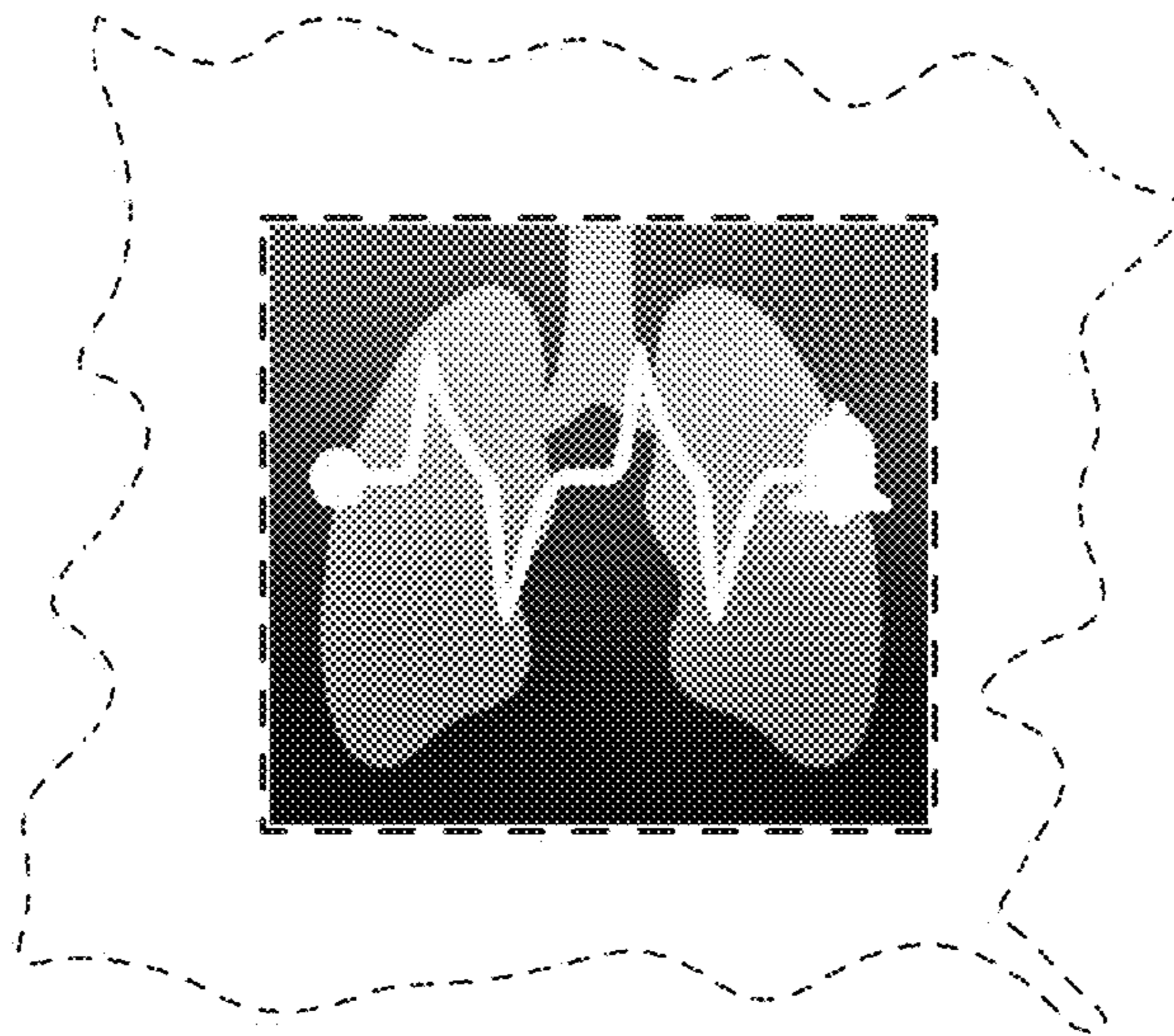


FIG. 2