



US00D953369S

(12) **United States Design Patent** (10) **Patent No.:** **US D953,369 S**
Befort et al. (45) **Date of Patent:** **** May 31, 2022**

(54) **DISPLAY SCREEN OR PORTION THEREOF WITH ANIMATED GRAPHICAL USER INTERFACE**

- (71) Applicant: **The Boeing Company**, Chicago, IL (US)
- (72) Inventors: **Kendra L. Befort**, Mesa, AZ (US); **Elaine M. Thorpe**, Huntington Beach, CA (US); **Patrick E. Jochem**, St. Louis, MO (US); **Christopher S. Haver**, Mesa, AZ (US)
- (73) Assignee: **The Boeing Company**, Chicago, IL (US)
- (**) Term: **15 Years**
- (21) Appl. No.: **29/759,510**
- (22) Filed: **Nov. 23, 2020**
- (51) **LOC (13) Cl.** **14-04**
- (52) **U.S. Cl.**
USPC **D14/489**
- (58) **Field of Classification Search**
USPC **D14/485-495**

(Continued)

(56) **References Cited**

U.S. PATENT DOCUMENTS

- D295,636 S * 5/1988 Wells-Papanek D14/489
- D400,519 S * 11/1998 Marshall, Jr. D14/486

(Continued)

Primary Examiner — Katherine A Holbrow

(57) **CLAIM**

The ornamental design for a display screen or portion thereof with animated graphical user interface, as shown and described.

DESCRIPTION

The file of this patent contains at least one drawing/photograph executed in color. Copies of this patent with color

drawing(s)/photograph(s) will be provided by the Office upon request and payment of the necessary fee.

FIG. 1 is a front view of a display screen or portion thereof with animated graphical user interface, showing a first image of our new design;

FIG. 2 is a second image thereof;

FIG. 3 is a third image thereof;

FIG. 4 is a fourth image thereof; and

FIG. 5 is a fifth image thereof.

FIG. 6 is a front view of a display screen or portion thereof with animated graphical user interface, showing a first image of a second embodiment of the new design;

FIG. 7 is a second image thereof;

FIG. 8 is a third image thereof;

FIG. 9 is a fourth image thereof; and

FIG. 10 is a fifth image thereof.

FIG. 11 is a front view of a display screen or portion thereof with animated graphical user interface, showing a first image of a third embodiment of the new design;

FIG. 12 is a second image thereof;

FIG. 13 is a third image thereof;

FIG. 14 is a fourth image thereof; and

FIG. 15 is a fifth image thereof.

FIG. 16 is a front view of a display screen or portion thereof with animated graphical user interface, showing a first image of a fourth embodiment of the new design;

FIG. 17 is a second image thereof;

FIG. 18 is a third image thereof;

FIG. 19 is a fourth image thereof; and

FIG. 20 is a fifth image thereof.

FIG. 21 is a front view of a display screen or portion thereof with animated graphical user interface, showing a first image of a fifth embodiment of the new design;

FIG. 22 is a second image thereof;

FIG. 23 is a third image thereof;

FIG. 24 is a fourth image thereof; and

FIG. 25 is a fifth image thereof.

FIG. 26 is a front view of a display screen or portion thereof with animated graphical user interface, showing a first image of a sixth embodiment of the new design;

FIG. 27 is a second image thereof;

FIG. 28 is a third image thereof;

FIG. 29 is a fourth image thereof; and

(Continued)

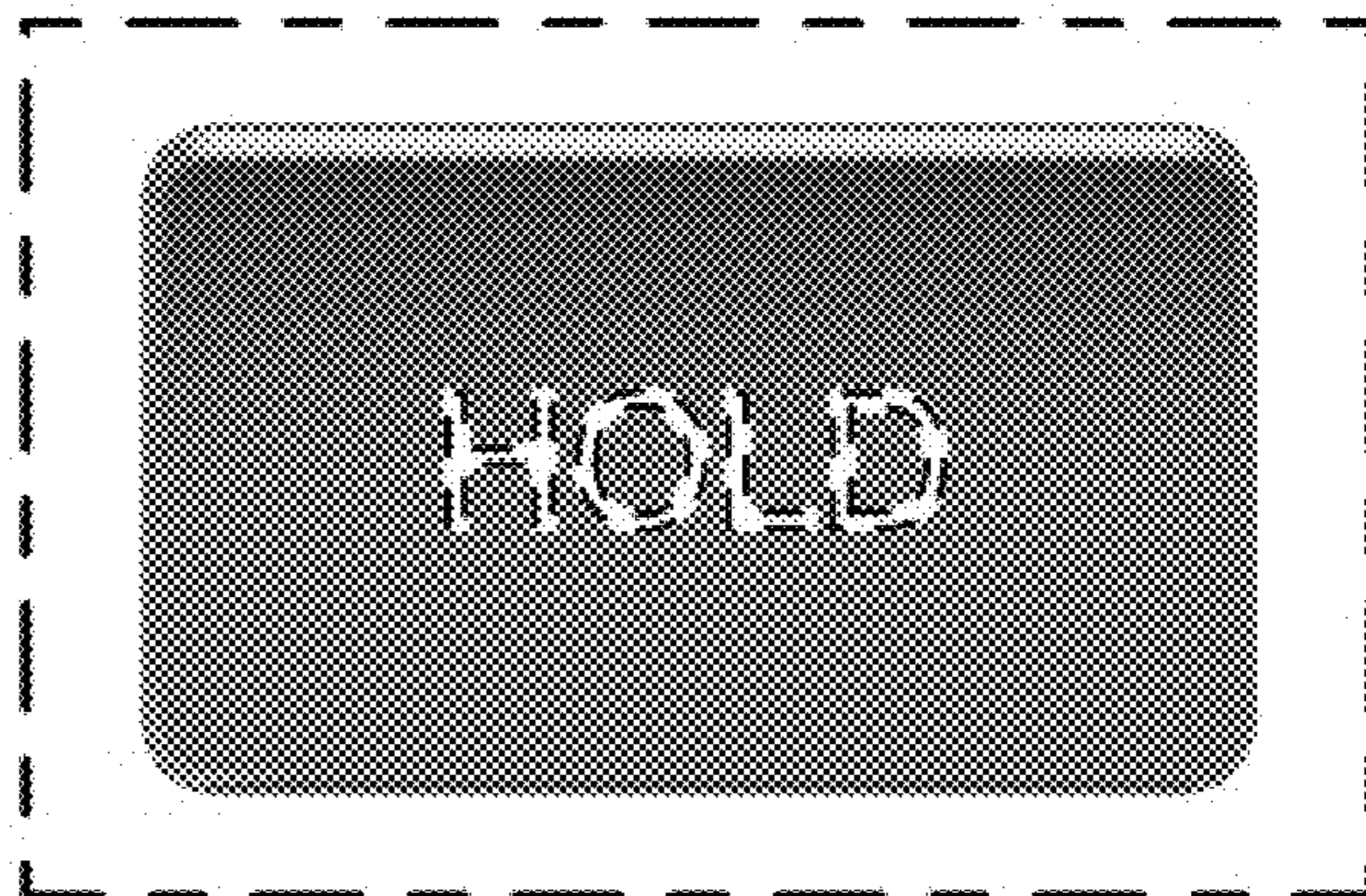



FIG. 30 is a fifth image thereof.
 FIG. 31 is a front view of a display screen or portion thereof with animated graphical user interface, showing a first image of a seventh embodiment of the new design;
 FIG. 32 is a second image thereof;
 FIG. 33 is a third image thereof;
 FIG. 34 is a fourth image thereof; and
 FIG. 35 is a fifth image thereof.
 FIG. 36 is a front view of a display screen or portion thereof with animated graphical user interface, showing a first image of a eighth embodiment of the new design;
 FIG. 37 is a second image thereof;
 FIG. 38 is a third image thereof;
 FIG. 39 is a fourth image thereof; and,
 FIG. 40 is a fifth image thereof.
 In FIGS. 6-10, 16-20, 26-30, and 36-40 the grayscale shading represents a contrast in appearance and is not limited to a specific color.
 The appearance of the animated image sequentially transitions between the images shown in FIGS. 1 through 5, FIGS. 6 through 10, FIGS. 11 through 15, FIGS. 16 through 20, FIGS. 21 through 25, FIGS. 26 through 30, FIGS. 31 through 35, and FIGS. 36 through 40, respectively. The process or period in which one image transitions to another image forms no part of the claimed design.
 The outermost broken lines in the figures show a display screen or portion thereof, and form no part of the claimed design. The other broken lines in the figures show portions of the animated graphical user interface that form no part of the claimed design.

1 Claim, 2 Drawing Sheets
(2 of 2 Drawing Sheet(s) Filed in Color)

(58) **Field of Classification Search**

CPC G01C 23/00; G01C 21/00; G08G 5/0021;
 G08G 5/0013; G08G 5/025; G06T
 2200/24; G06T 2207/10032

See application file for complete search history.

(56) **References Cited**

U.S. PATENT DOCUMENTS

6,938,215	B2 *	8/2005	Kobayashi	G06F 3/0481 348/333.02
D581,425	S *	11/2008	Jasinski	D14/489
D599,377	S *	9/2009	Jewitt	D14/489
D601,158	S *	9/2009	Rezende	D14/489
D661,703	S *	6/2012	Okumura	D14/489
D688,693	S *	8/2013	Anzures	D14/489
D688,694	S *	8/2013	Simmons	D14/489
D722,325	S *	2/2015	Williams	D14/489
D730,368	S *	5/2015	Folken	D14/485
D731,538	S *	6/2015	Lee	D14/488
D736,830	S *	8/2015	Lyman	G06F 3/04817 D14/494
D753,178	S *	4/2016	Kwon	D14/489
D754,197	S *	4/2016	Kwon	D14/492
D766,278	S *	9/2016	Andre	D14/486
D777,182	S *	1/2017	Holm	D14/486
D825,609	S *	8/2018	Andrizzi	D14/487
D828,389	S *	9/2018	Hiramatsu	D14/489
D838,742	S *	1/2019	Clapper	D14/489
D847,202	S *	4/2019	Flynn	D14/489
D850,473	S *	6/2019	Karunamuni	D14/485
D860,251	S *	9/2019	Chaudhri	D14/489
D870,750	S *	12/2019	Kim	D14/485
D905,740	S *	12/2020	Jang	D14/489
D922,429	S *	6/2021	Apodaca	D14/489
2016/0004374	A1	1/2016	Knueper et al.	

* cited by examiner

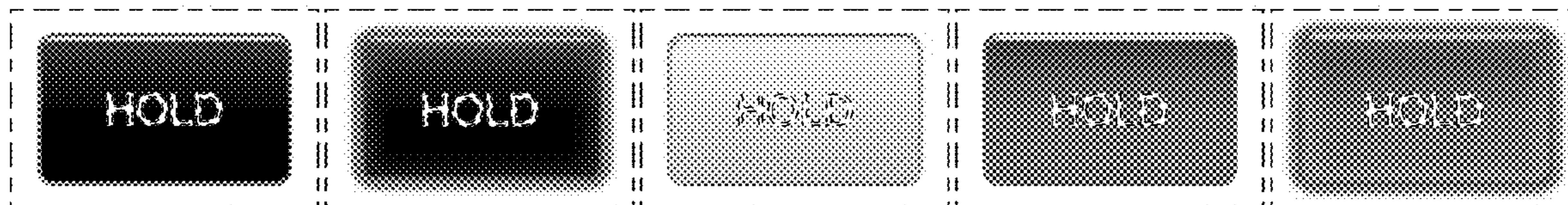


FIG. 1

FIG. 2

FIG. 3

FIG. 4

FIG. 5

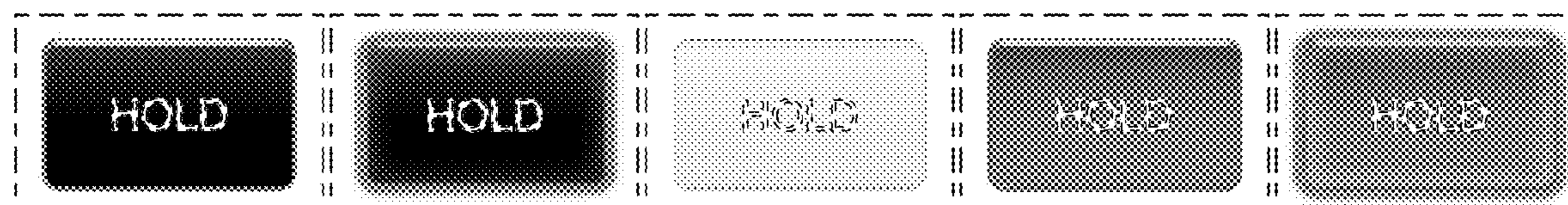


FIG. 6

FIG. 7

FIG. 8

FIG. 9

FIG. 10




FIG. 11




FIG. 12




FIG. 13




FIG. 14




FIG. 15




FIG. 16

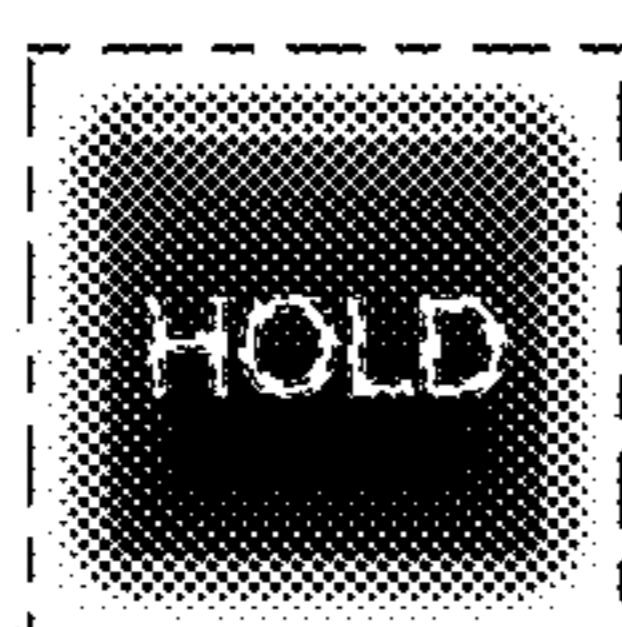


FIG. 17

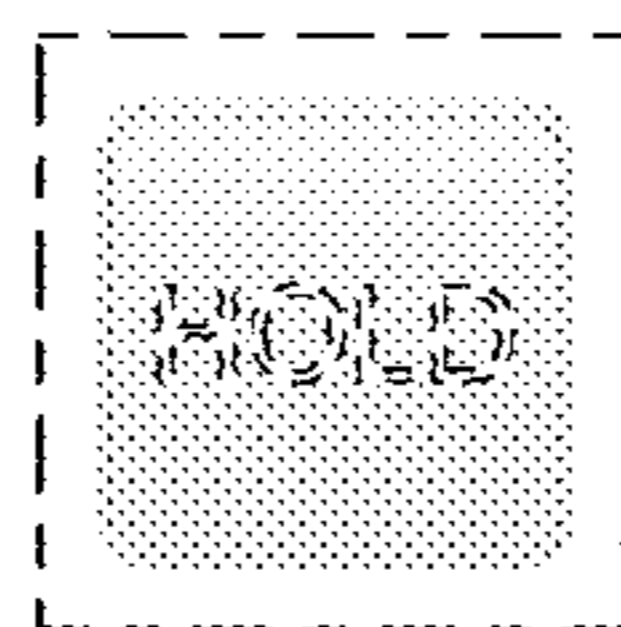


FIG. 18




FIG. 19




FIG. 20

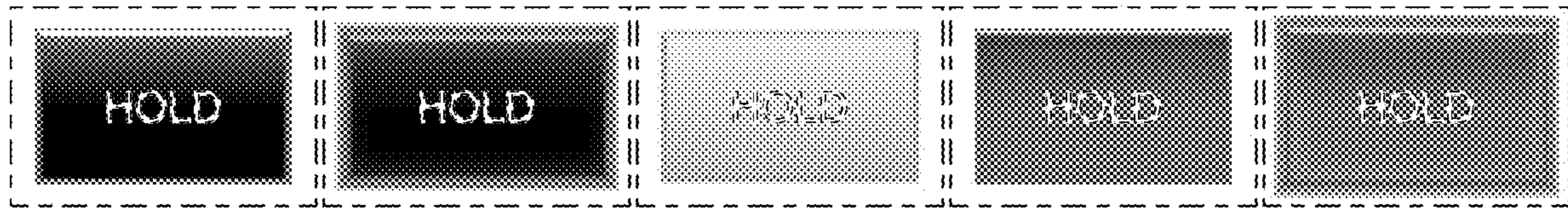


FIG. 21

FIG. 22

FIG. 23

FIG. 24

FIG. 25

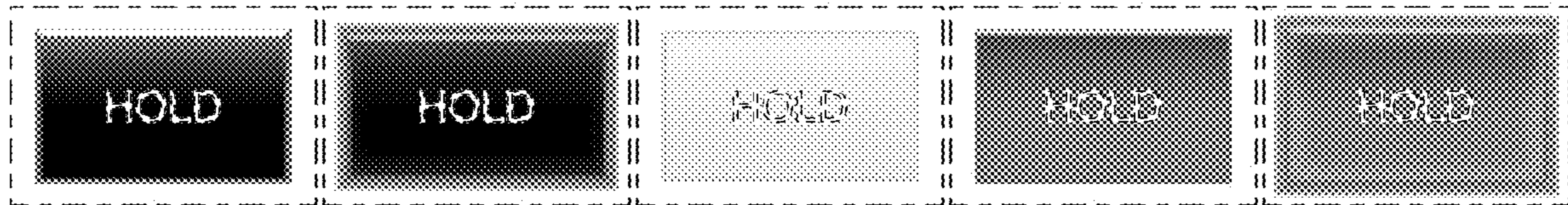


FIG. 26

FIG. 27

FIG. 28

FIG. 29

FIG. 30

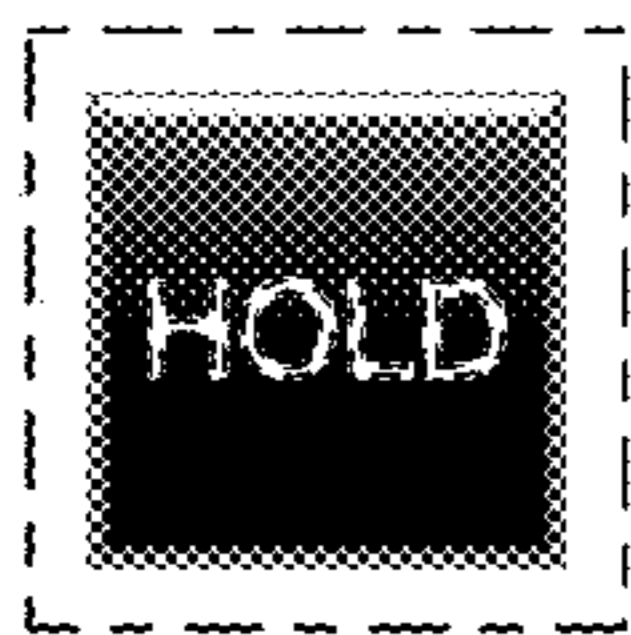


FIG. 31




FIG. 32




FIG. 33




FIG. 34




FIG. 35

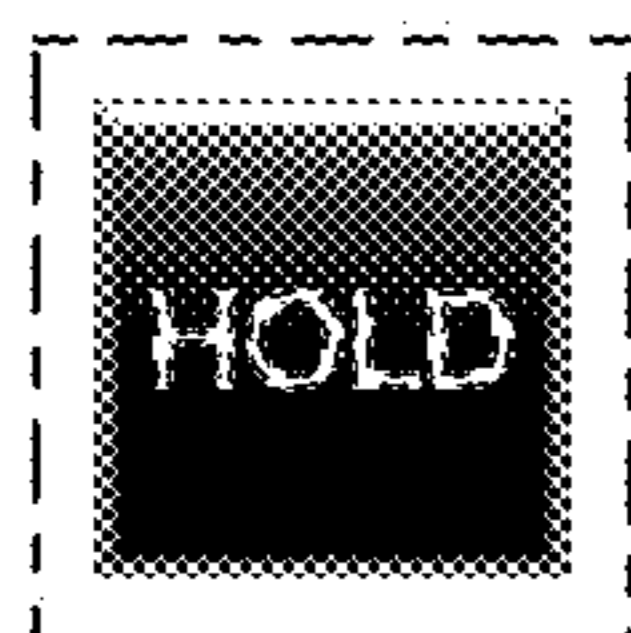


FIG. 36




FIG. 37

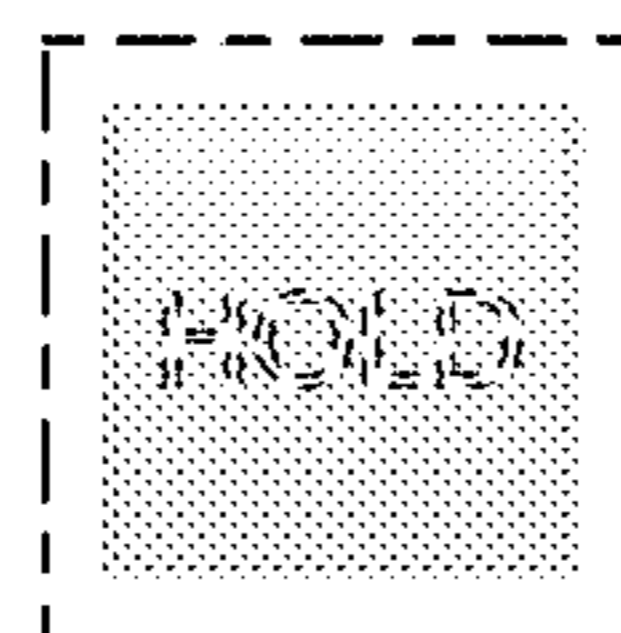


FIG. 38




FIG. 39




FIG. 40