

US00D953357S

(12) **United States Design Patent**  
**Anderson et al.**

(10) **Patent No.:** **US D953,357 S**

(45) **Date of Patent:** **\*\* May 31, 2022**

(54) **DISPLAY SCREEN OR PORTION THEREOF WITH A GRAPHICAL USER INTERFACE**

(71) Applicant: **CANVA PTY LTD.**, Surry Hills (AU)

(72) Inventors: **Matthew Anderson**, Newport (AU);  
**Jesse Walker**, Petersham (AU);  
**Melanie Perkins**, Surry Hills (AU)

(73) Assignee: **CANVA PTY LTD**, Surry Hills (AU)

(\*\*) Term: **15 Years**

(21) Appl. No.: **29/760,610**

(22) Filed: **Dec. 2, 2020**

**Related U.S. Application Data**

(62) Division of application No. 29/692,367, filed on May 24, 2019, now Pat. No. Des. 907,056.

(51) **LOC (13) Cl.** ..... **14-04**

(52) **U.S. Cl.**  
USPC ..... **D14/486**

(58) **Field of Classification Search**  
USPC ..... D14/485-495  
CPC ..... G06Q 30/0601; G06Q 30/0641  
See application file for complete search history.

(56) **References Cited**

**U.S. PATENT DOCUMENTS**

D712,918 S	9/2014	Frick et al.	
D716,331 S	10/2014	Chotin et al.	
D716,826 S	11/2014	Dowd	
D723,048 S *	2/2015	Helliker	G06F 3/0481 D14/486
D756,371 S	5/2016	Bertnick et al.	
D757,813 S *	5/2016	Giguere	D14/493
D810,106 S *	2/2018	Storm	D14/486
D812,081 S *	3/2018	Saneii	D14/486
D812,633 S *	3/2018	Saneii	D14/486

D818,476 S	5/2018	Hawkins et al.	
D856,365 S	8/2019	Lofberg et al.	
D857,056 S	8/2019	Lofberg et al.	
D861,023 S *	9/2019	Lofberg	D14/486
D863,334 S	10/2019	Heffernan et al.	
D863,345 S *	10/2019	Hardy	D14/488
D864,240 S	10/2019	Hardy et al.	
D870,146 S	12/2019	Lofberg et al.	
D870,762 S	12/2019	Mendoza Corominas	
D875,759 S	2/2020	Hardy et al.	
D875,760 S	2/2020	Hardy et al.	
D875,761 S	2/2020	Heffernan et al.	
D875,775 S	2/2020	Hardy et al.	
D875,776 S	2/2020	Hardy et al.	
D876,454 S	2/2020	Knowles et al.	
D876,461 S	2/2020	Lofberg et al.	

(Continued)

*Primary Examiner* — Katherine A Holbrow

(74) *Attorney, Agent, or Firm* — GrowIP Law Group LLC

(57) **CLAIM**

The ornamental design for a display screen or portion thereof with a graphical user interface, as shown and described.

**DESCRIPTION**

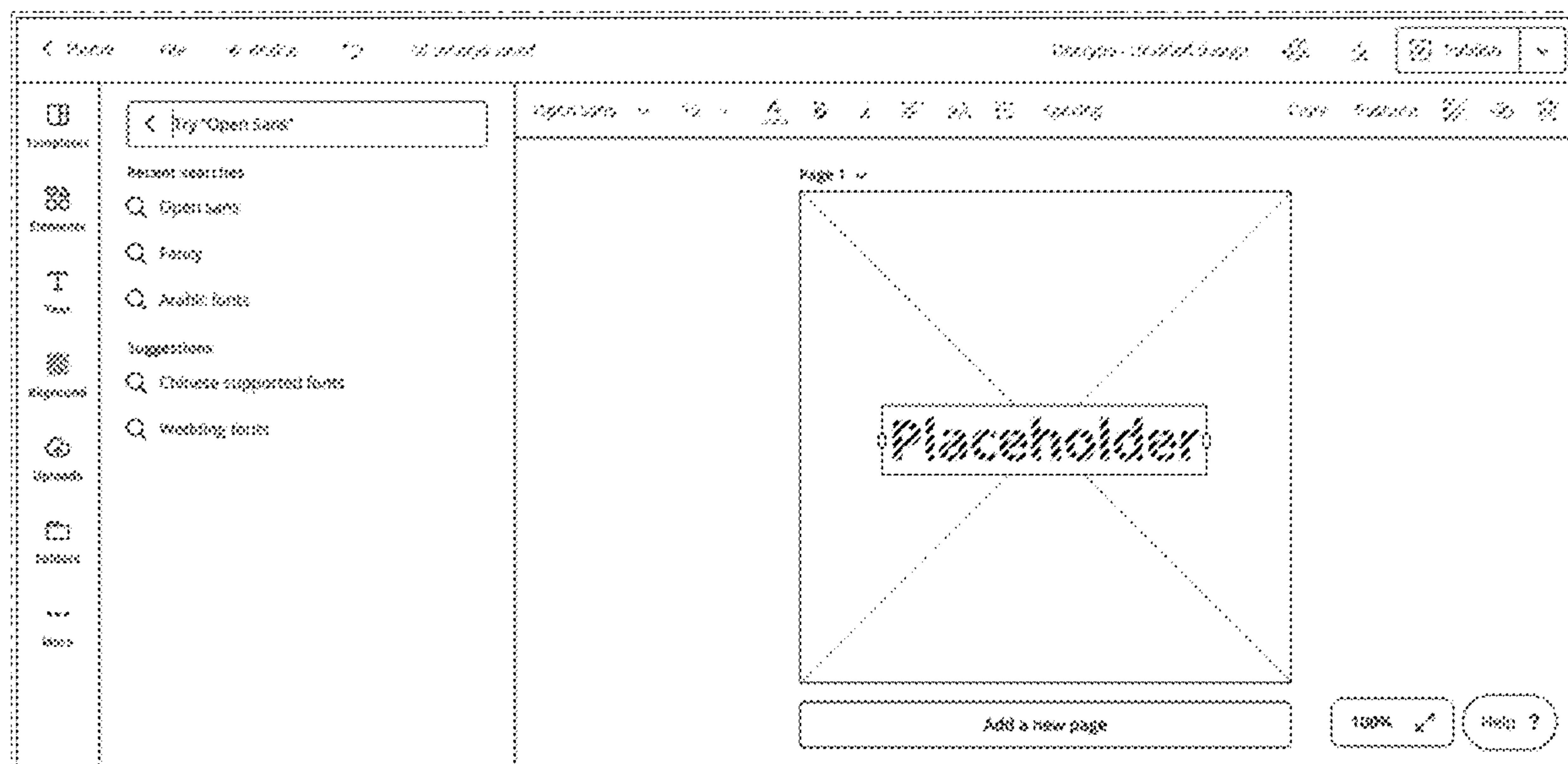
FIG. 1. is a front view of a display screen or portion thereof with a graphical user interface in accordance with a first embodiment;

FIG. 2 is a front view of a display screen or portion thereof with a graphical user interface in accordance with a second embodiment; and,

FIG. 3 is a front view of a display screen or portion thereof with a graphical user interface in accordance with a third embodiment.

The outermost broken lines illustrate a display screen or portion thereof and form no part of the claimed design. The remaining broken lines, illustrating portions of the graphical user interface, form no part of the claimed design.

**1 Claim, 3 Drawing Sheets**



(56)

**References Cited**

U.S. PATENT DOCUMENTS

D877,172 S 3/2020 Hardy et al.  
D877,177 S 3/2020 Hardy et al.  
D888,735 S 6/2020 Anderson et al.  
D907,056 S \* 1/2021 Anderson ..... D14/486  
2013/0227427 A1 \* 8/2013 Mockli ..... G06F 3/0486  
715/747  
2020/0402127 A1 \* 12/2020 Stohlman ..... G06Q 20/1235

\* cited by examiner

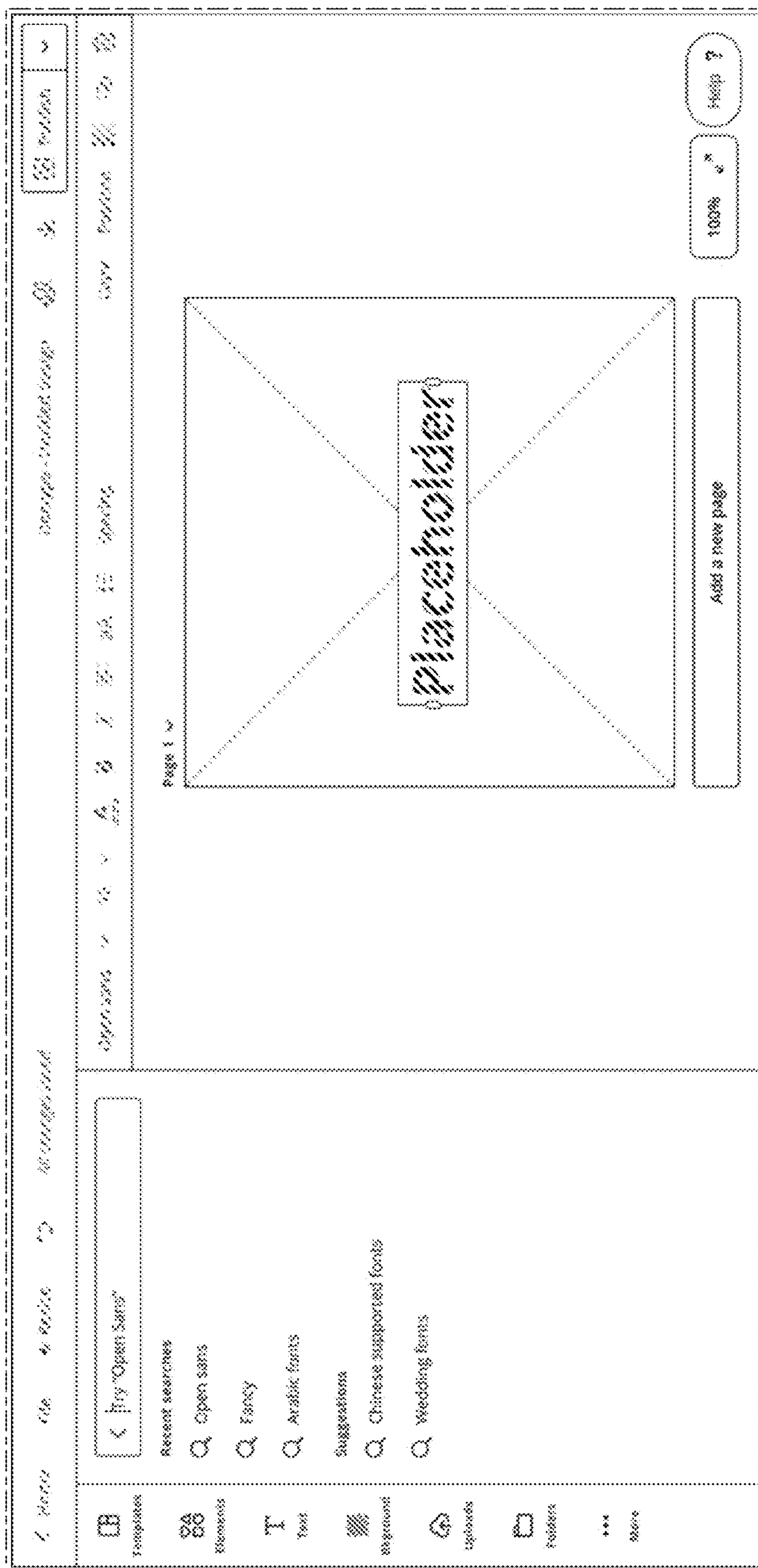


FIG. 1

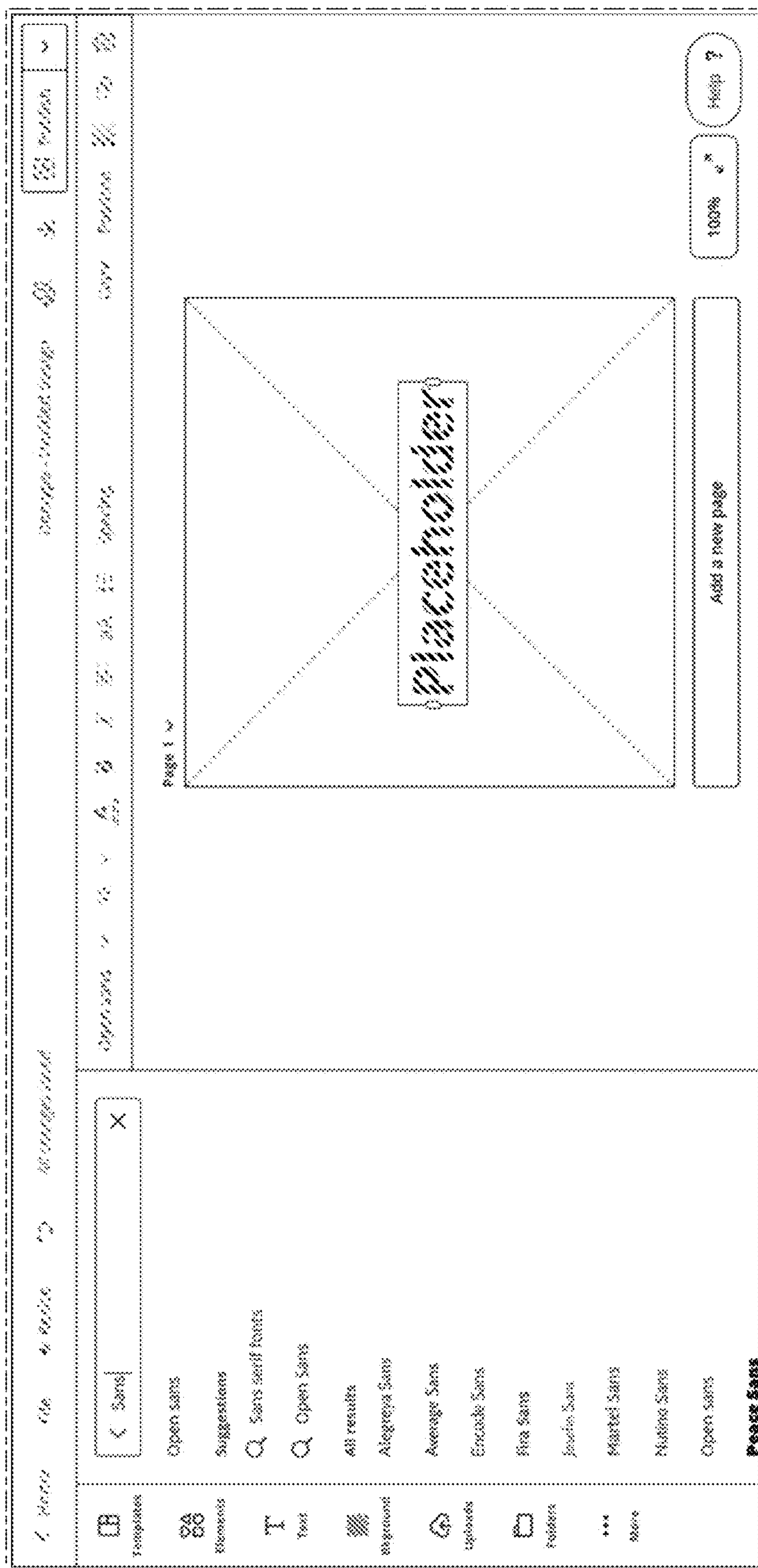


FIG. 2



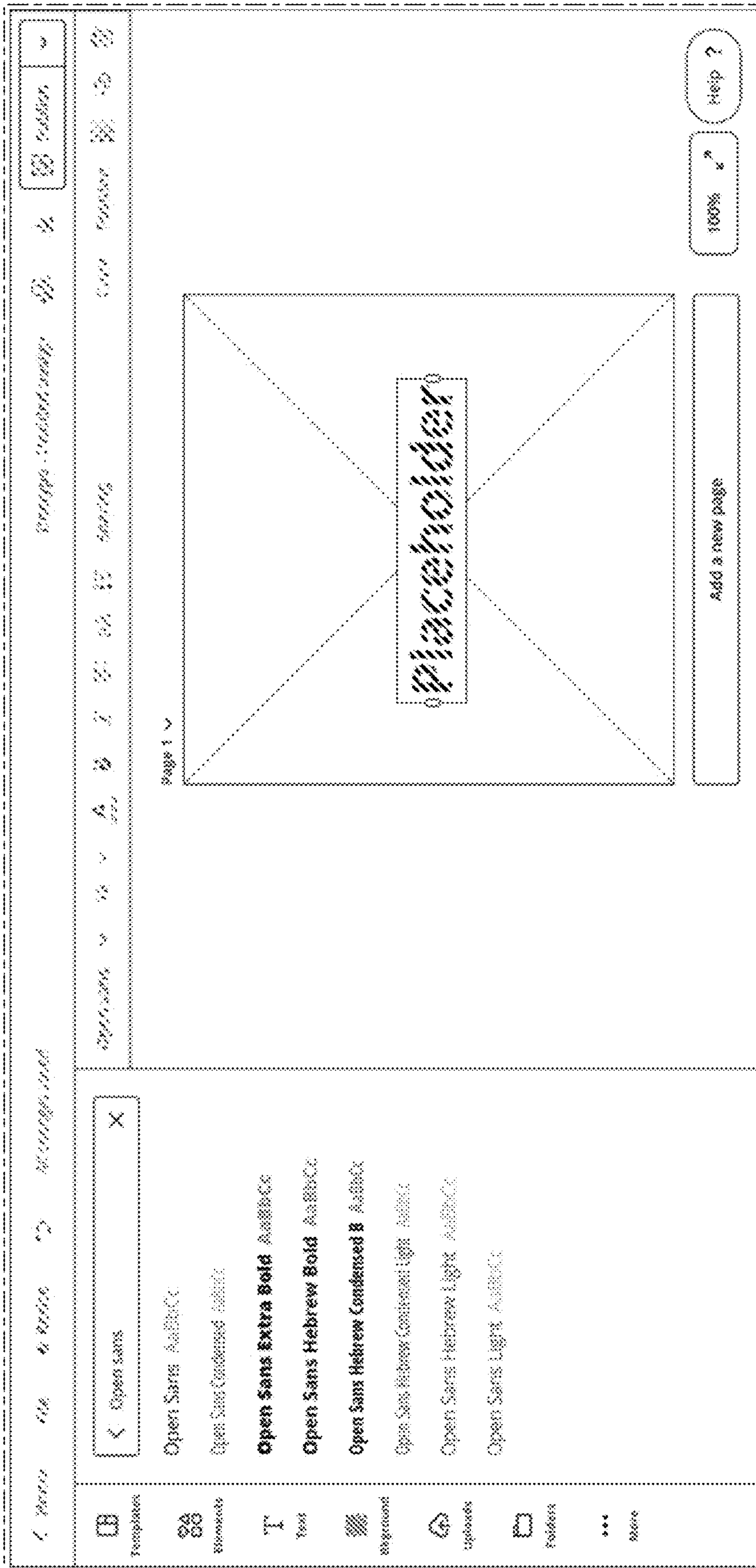


FIG. 3