

US00D953280S

(12) **United States Design Patent**
Hikichi et al.

(10) **Patent No.:** **US D953,280 S**
(45) **Date of Patent:** **** May 31, 2022**

- (54) **HEAT SINK**
- (71) Applicant: **FURUKAWA ELECTRIC CO., LTD,**
Tokyo (JP)
- (72) Inventors: **Shuta Hikichi,** Tokyo (JP); **Yoshikatsu Inagaki,** Tokyo (JP); **Yosuke Watanabe,** Tokyo (JP)
- (73) Assignee: **FURUKAWA ELECTRIC CO., LTD,**
Tokyo (JP)

- 4,783,428 A * 11/1988 Kalfus H01L 21/4882
257/675
- 4,807,018 A * 2/1989 Cellai H01L 23/4334
257/675
- 5,049,973 A * 9/1991 Satriano H01L 24/06
257/670
- 5,287,083 A * 2/1994 Person H01C 17/006
338/293
- D378,915 S * 4/1997 Widmayer D13/179
- D379,088 S * 5/1997 Hopper D13/152
- D401,225 S * 11/1998 Maack D13/179

(**) Term: **15 Years**

(21) Appl. No.: **35/509,825**

(22) Filed: **Jan. 17, 2020**

(80) **Hague Agreement Data**

Int. Filing Date: **Jan. 17, 2020**
 Int. Reg. No.: **DM/206902**
 Int. Reg. Date: **Jan. 17, 2020**
 Int. Reg. Pub. Date: **Jul. 17, 2020**

(51) **LOC (13) Cl.** **13-03**

(52) **U.S. Cl.**
USPC **D13/179**

(58) **Field of Classification Search**
 USPC D13/179, 156; D20/22
 CPC . H01C 17/006; H01L 23/3672; H01L 23/427;
 H01L 23/5384; H01L 24/06; H01L
 23/4334; H01L 21/4882; A61B 5/6886;
 H05K 5/04; H05K 7/20309
 See application file for complete search history.

(56) **References Cited**

U.S. PATENT DOCUMENTS

- 3,143,592 A * 8/1964 August H01L 23/427
174/16.3
- 3,359,461 A * 12/1967 Chapman H05K 5/04
361/714
- 3,372,310 A * 3/1968 Kantor H01L 23/5384
361/728
- D277,748 S * 2/1985 McCarthy D13/179

OTHER PUBLICATIONS

“Trends in State-of-the-Art Heatsinks and Their Patent Technology”
reference dated Dec. 31, 2005 found by RMS on the internet at:
https://www.furukawa.co.jp/review/fr027/fr27_13.pdf*

Primary Examiner — Rhea Shields
(74) *Attorney, Agent, or Firm* — Dorsey & Whitney LLP

(57) **CLAIM**

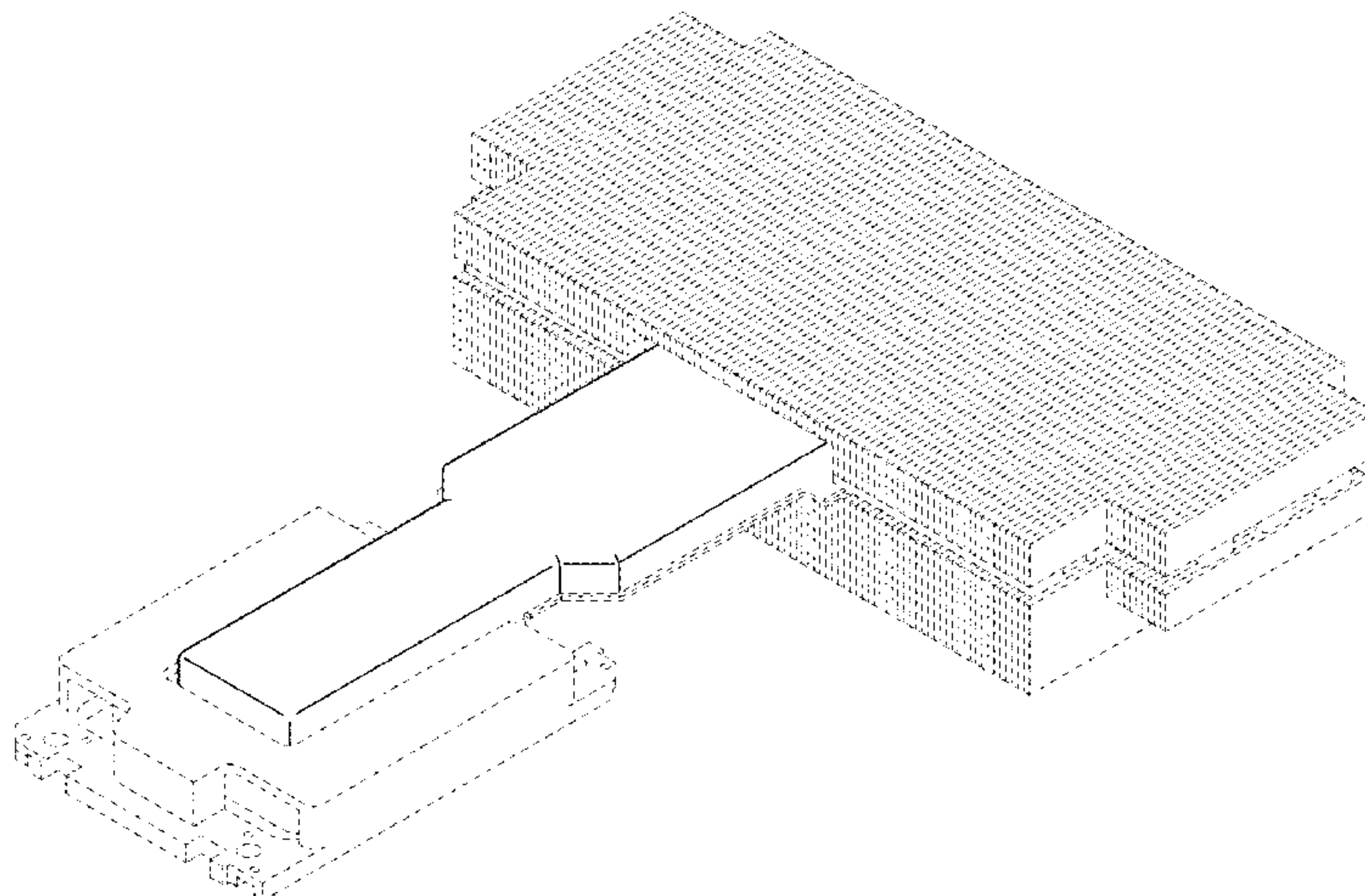
The ornamental design for a heat sink, as shown and described.

DESCRIPTION

- 1. Heat sink
- 1.1 : Perspective view
- 1.2 : Perspective view
- 1.3 : Front view
- 1.4 : Back view
- 1.5 : Top view
- 1.6 : Bottom view
- 1.7 : Left side view
- 1.8 : Right side view

In the reproductions, the dash-dash broken lines are for the purpose of illustrating portions of the heat sink that form no part of the claimed design. The dot-dash broken lines are for the purpose of illustrating the boundaries of the claim and form no part of the claimed design.

1 Claim, 8 Drawing Sheets



(56)

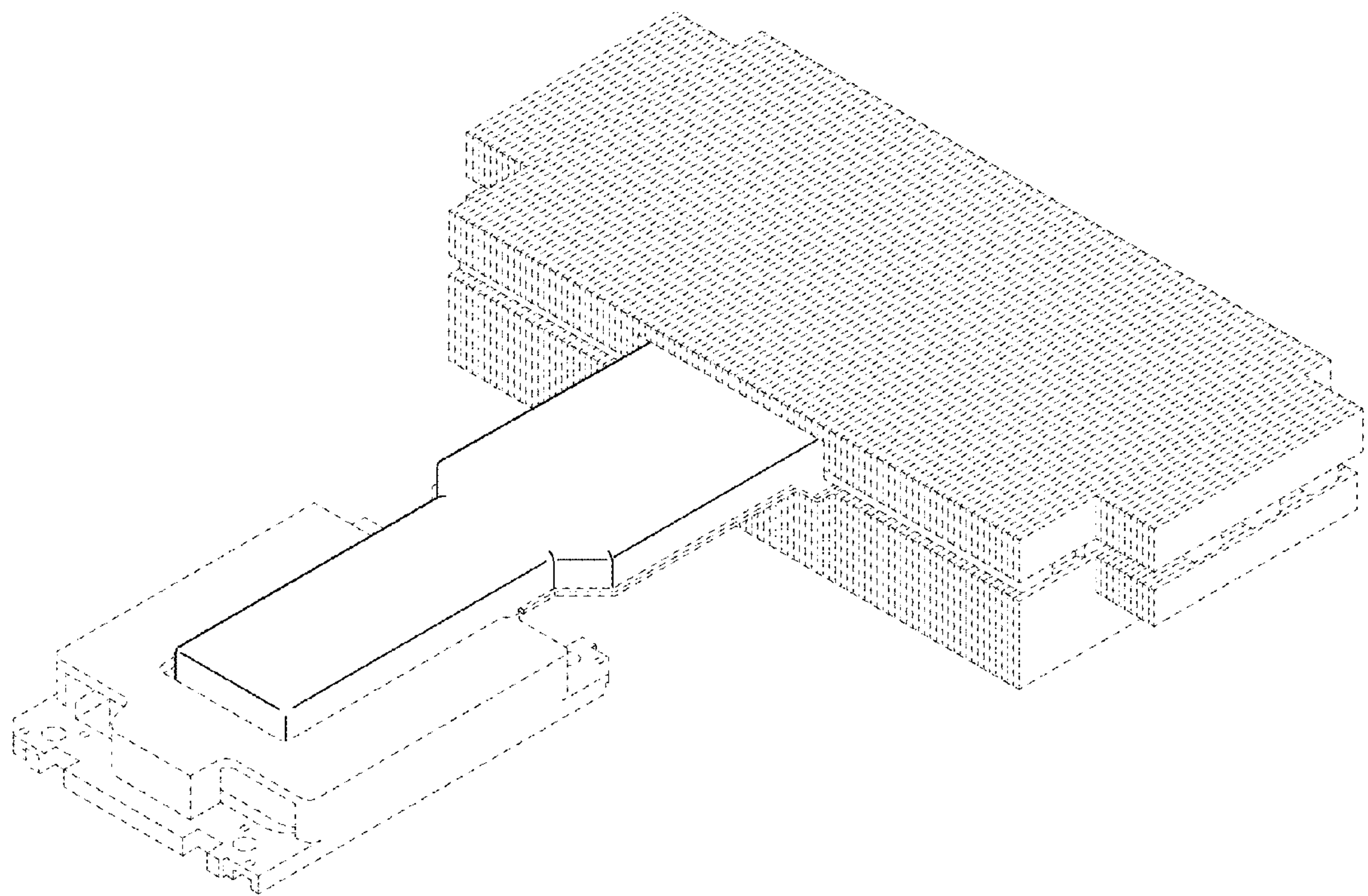
References Cited

U.S. PATENT DOCUMENTS

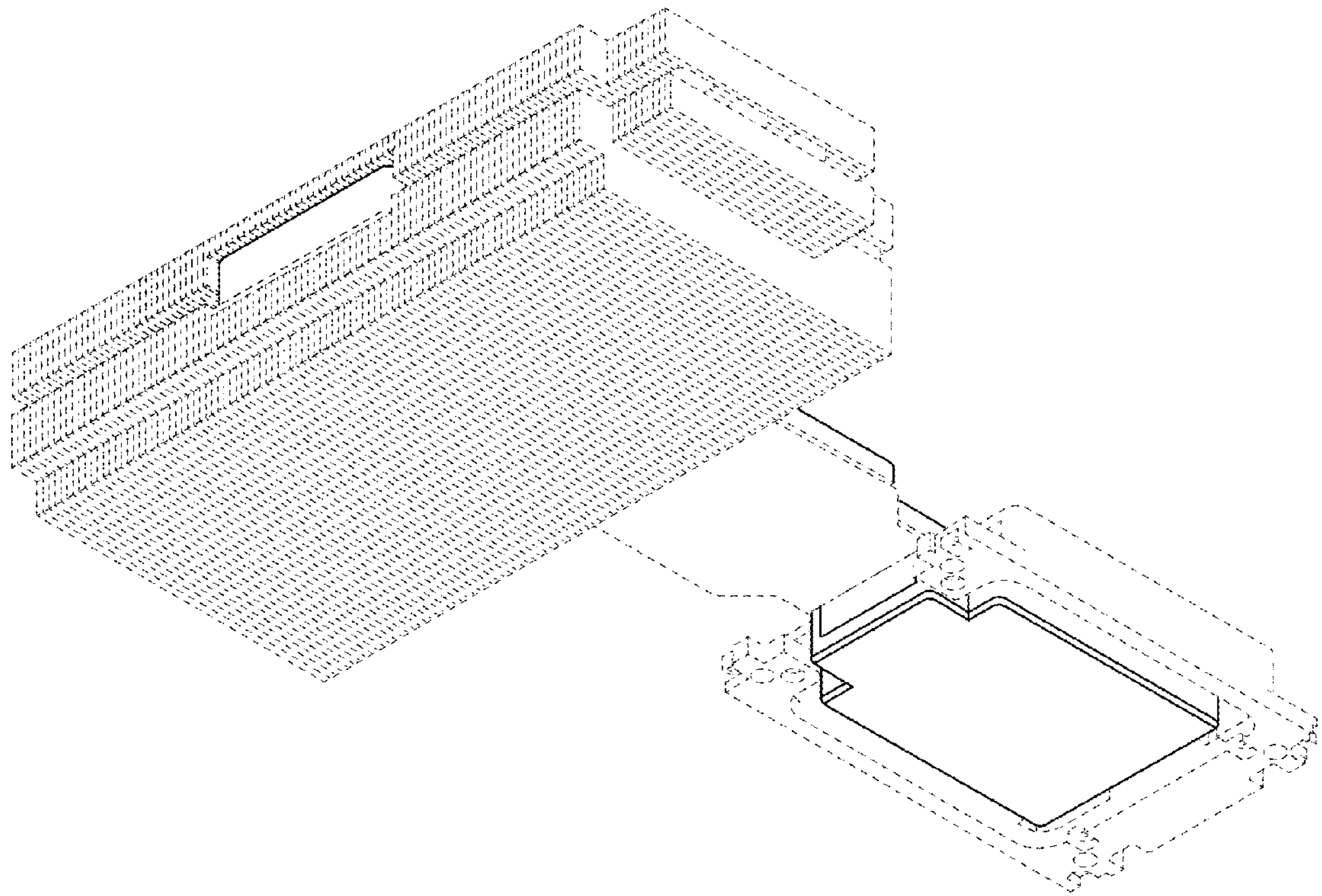
D404,720 S * 1/1999 Gayle D13/179
7,650,177 B2 * 1/2010 Hoarau A61B 5/6886
600/344
D717,745 S * 11/2014 Schubert D13/179
D798,831 S * 10/2017 Anzai D13/179
D819,579 S * 6/2018 Huang D13/179
D827,589 S * 9/2018 Bando D13/179
D833,988 S * 11/2018 Huang D13/179
D886,744 S * 6/2020 Baldwin D13/156
D890,257 S * 7/2020 Auston D20/22
D905,647 S * 12/2020 Mira D13/179
11,054,190 B2 * 7/2021 Inagaki H05K 7/20309
2020/0400381 A1 * 12/2020 Watanabe H01L 23/427
2021/0007246 A1 * 1/2021 Watanabe H01L 23/3672

* cited by examiner


1.1




1.2



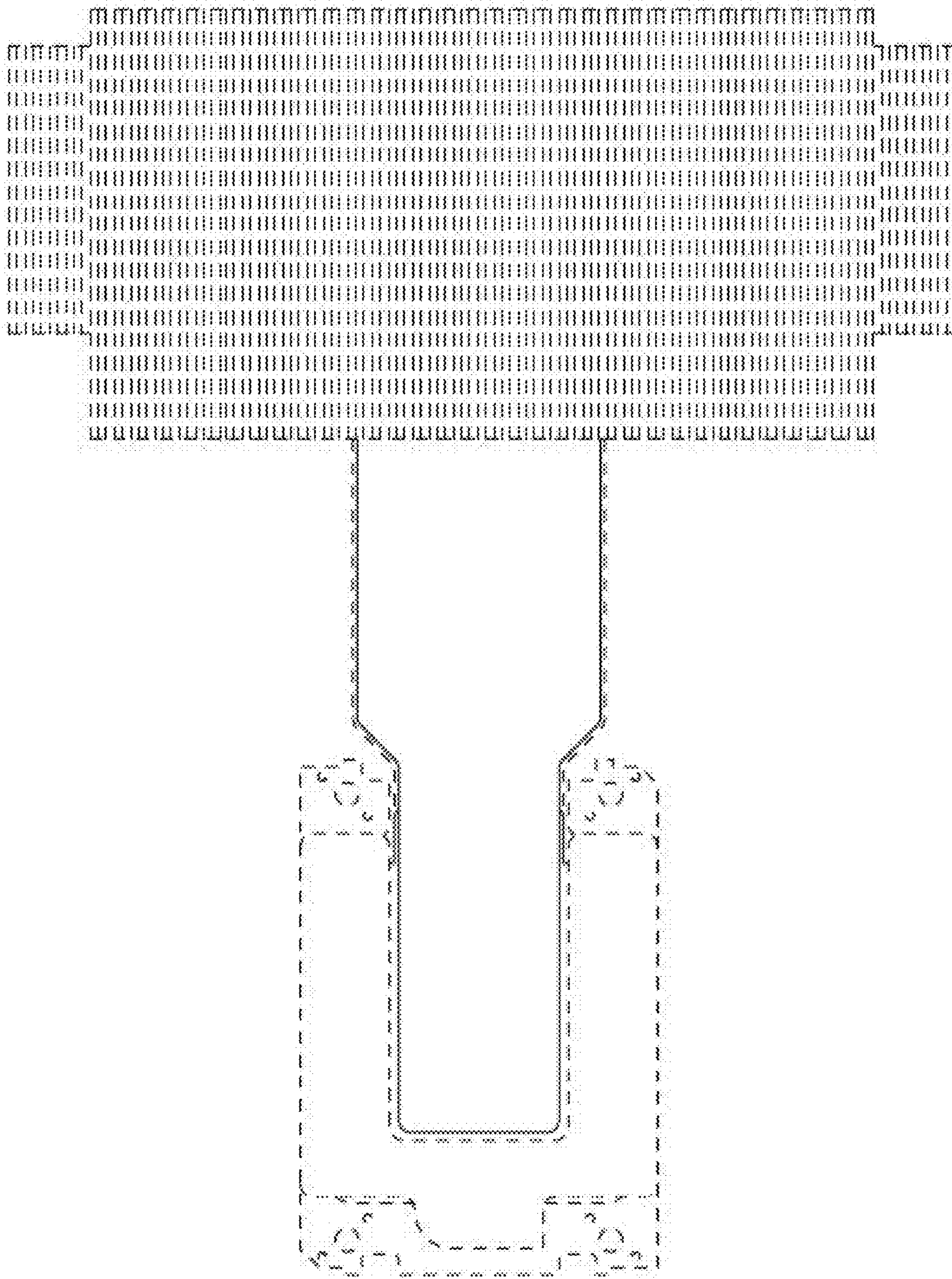
1.3



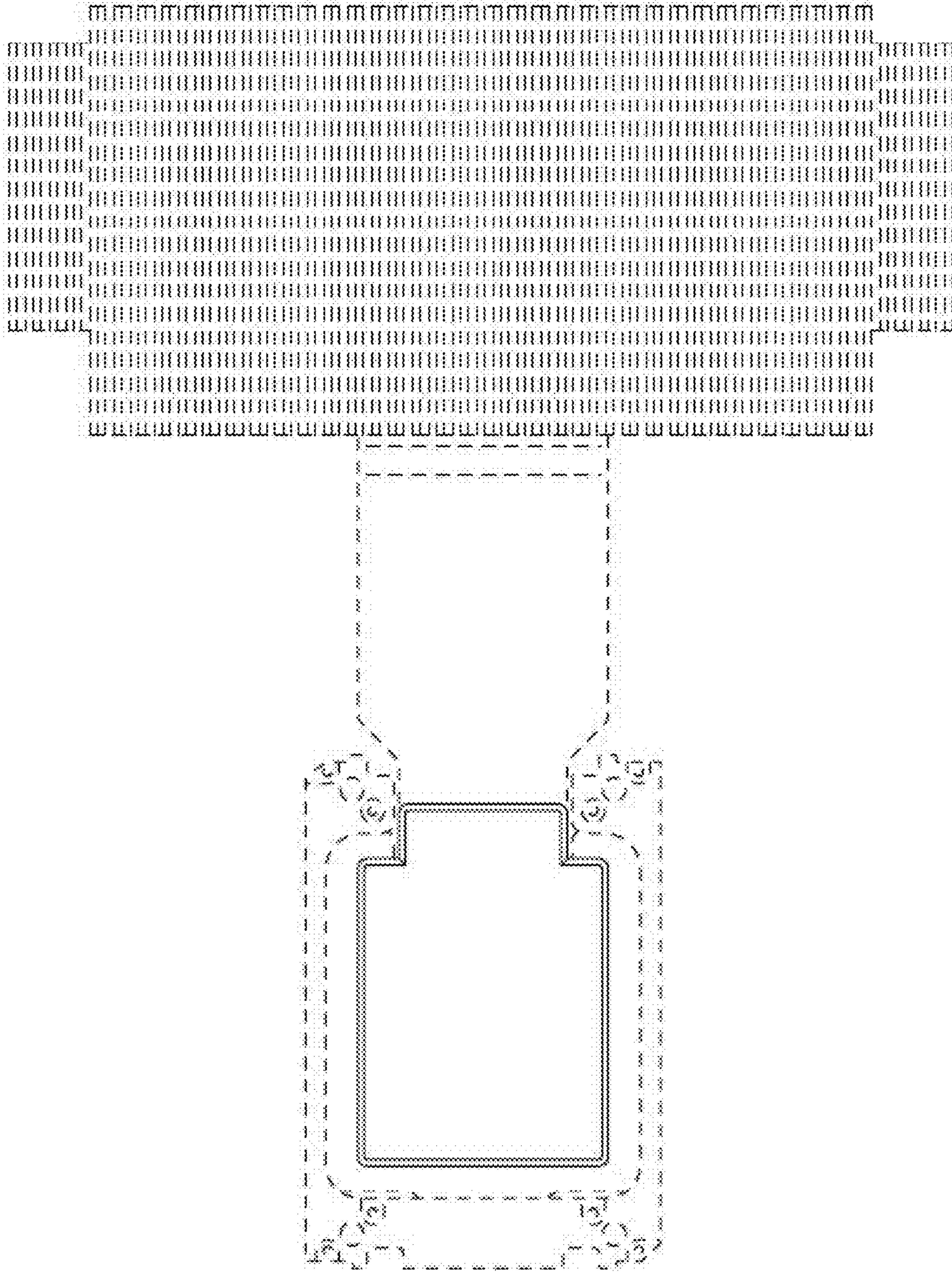
1.4




1.5



1.6



1.7



1.8

