



US00D953267S

(12) **United States Design Patent**
Shi

(10) **Patent No.:** **US D953,267 S**

(45) **Date of Patent:** **** May 31, 2022**

(54) **CAR INVERTER POWER SUPPLY**

(71) Applicant: **Xiaoen Shi**, Chuzhou (CN)

(72) Inventor: **Xiaoen Shi**, Chuzhou (CN)

(**) Term: **15 Years**

(21) Appl. No.: **29/798,642**

(22) Filed: **Jul. 9, 2021**

(51) **LOC (13) Cl.** **13-02**

(52) **U.S. Cl.**
USPC **D13/110**

(58) **Field of Classification Search**
USPC D13/110, 107, 108, 118, 123, 162, 164,
D13/184, 199; D14/257, 432, 433, 438
CPC H05K 5/00; H05K 5/02; H05K 5/0247;
H05K 7/00; H05K 7/20; H05K 7/20136;
H05K 7/20154; H05K 7/209; H05K
7/1417; H05K 7/1427; H05K 7/20918;
H02M 7/00; H02M 7/003; H02J 7/0042;
H01R 25/00; H01R 27/02; H01R 13/44
See application file for complete search history.

(56) **References Cited**

U.S. PATENT DOCUMENTS

5,949,640 A * 9/1999 Cameron H05K 5/0247
361/600
D534,119 S * 12/2006 Miller D13/107
D558,142 S * 12/2007 Cho D13/110

7,483,272 B2 * 1/2009 Hussaini H02M 7/003
174/50
7,672,115 B2 * 3/2010 Victor H02M 7/003
361/616
D739,347 S * 9/2015 Huang D13/110
D785,565 S * 5/2017 Xu D13/110
D789,887 S 6/2017 Zeng et al.
D843,939 S * 3/2019 Xiong D13/110
D853,328 S * 7/2019 Xiong D13/110
D861,603 S 10/2019 Zhong
D918,139 S * 5/2021 Helgesen D13/110

* cited by examiner

Primary Examiner — Derrick E Holland

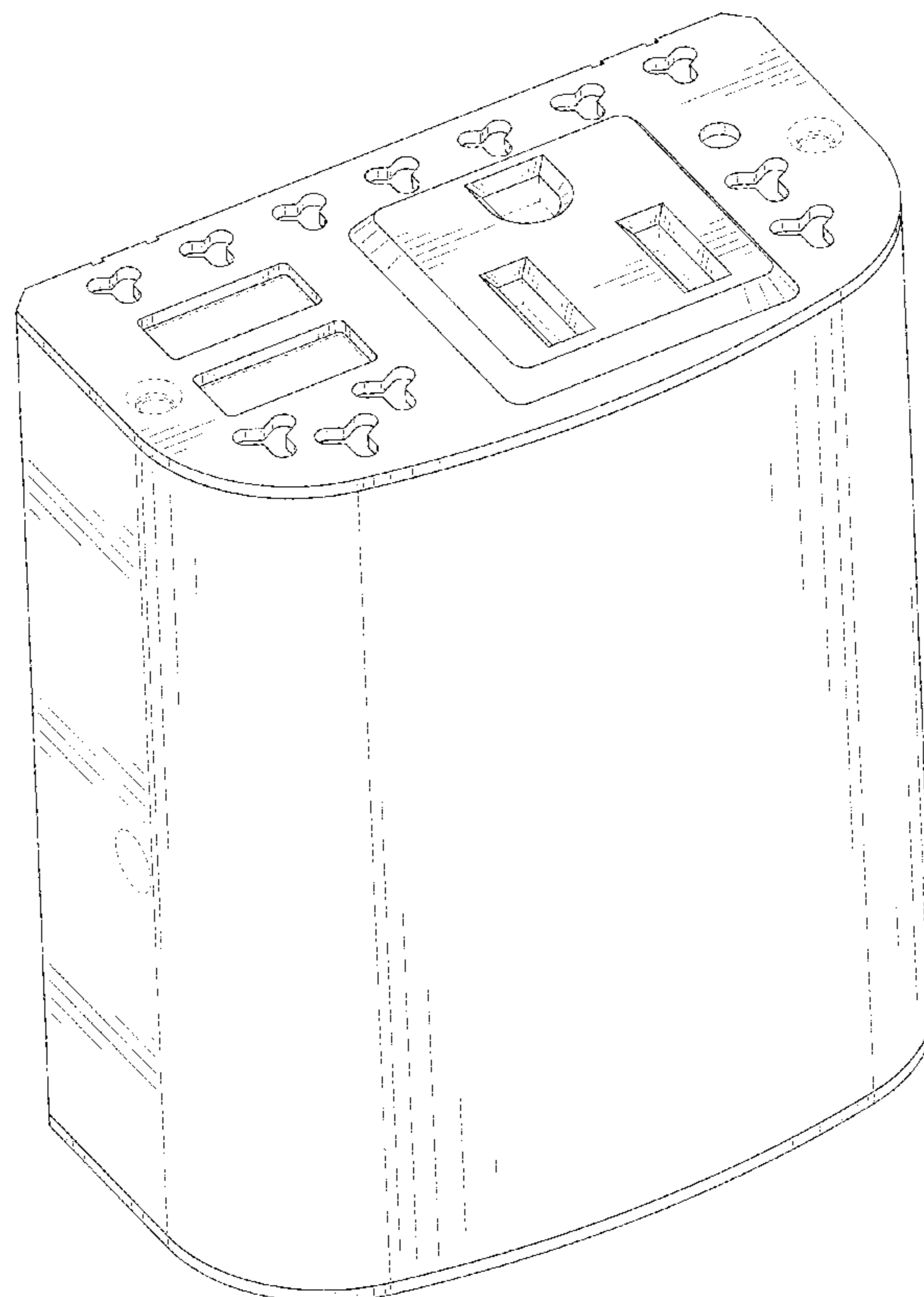
(57) **CLAIM**

The ornamental design for a car inverter power supply, as shown and described.

DESCRIPTION

FIG. 1 is a perspective view of a car inverter power supply showing my new design;
FIG. 2 is another perspective view thereof;
FIG. 3 is a front elevational view thereof;
FIG. 4 is a rear elevational view thereof;
FIG. 5 is a left side elevational view thereof;
FIG. 6 is a right side elevational view thereof;
FIG. 7 is a top plan view thereof; and,
FIG. 8 is a bottom plan view thereof.
The broken lines in the drawings depict portions of the car inverter power supply that form no part of the claimed design.

1 Claim, 8 Drawing Sheets



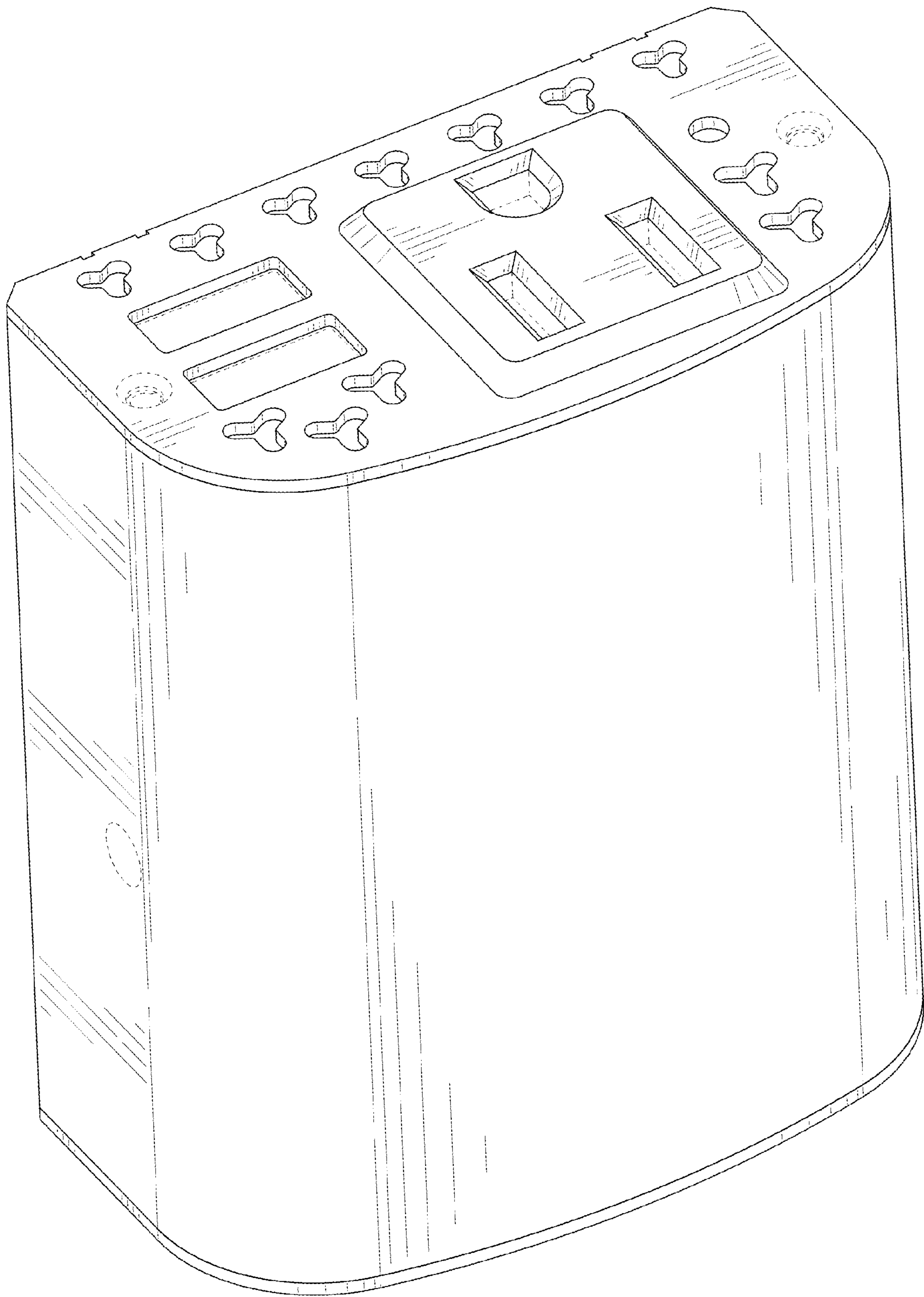


FIG. 1




FIG. 2




FIG. 3




FIG. 4

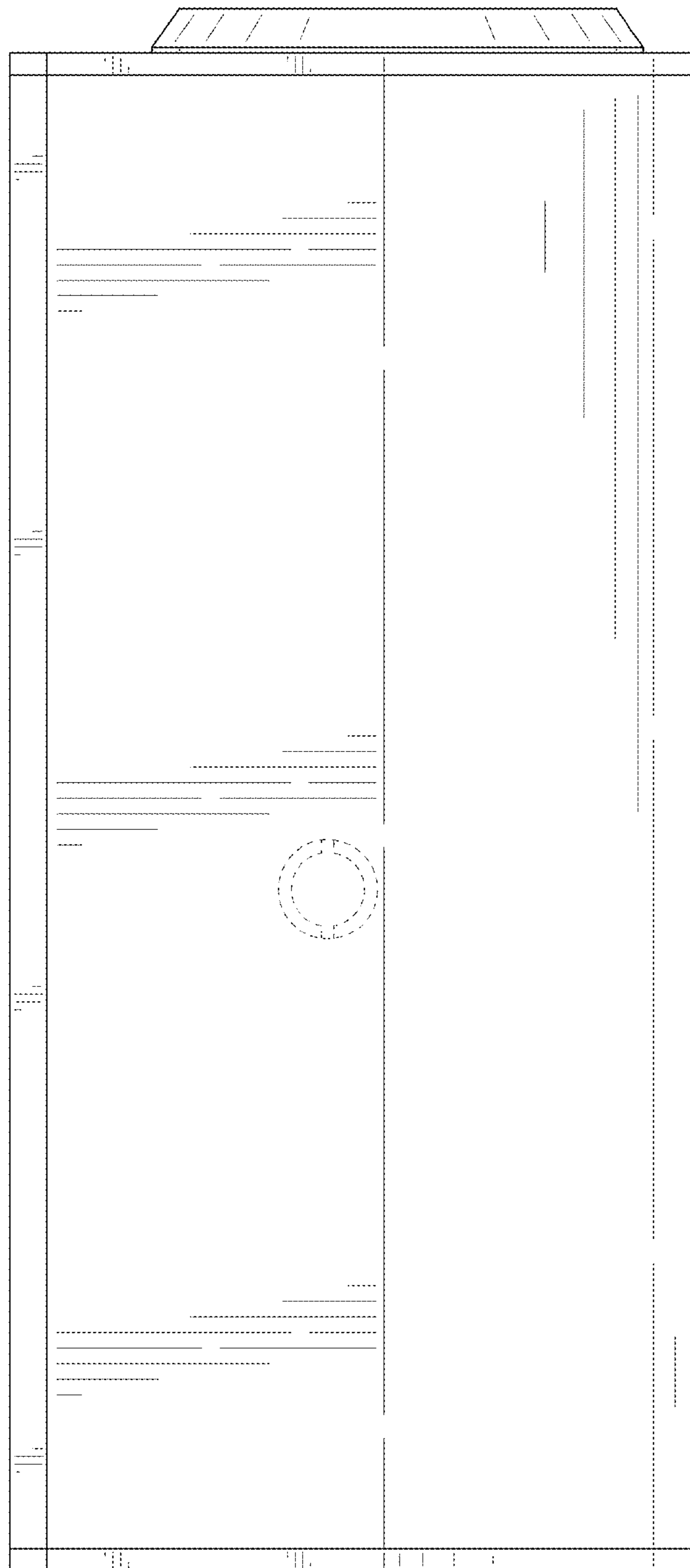


FIG. 5




FIG. 6

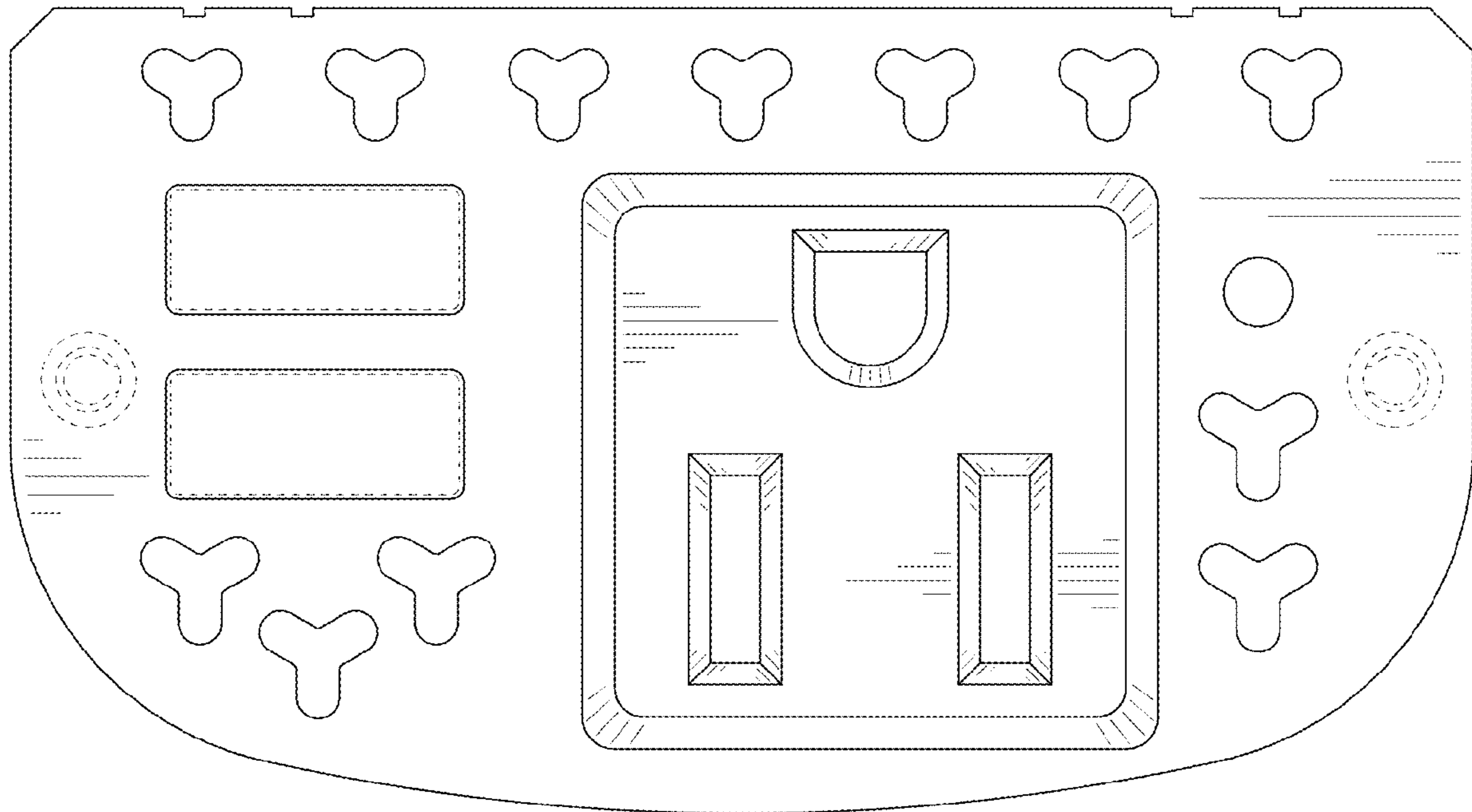


FIG. 7

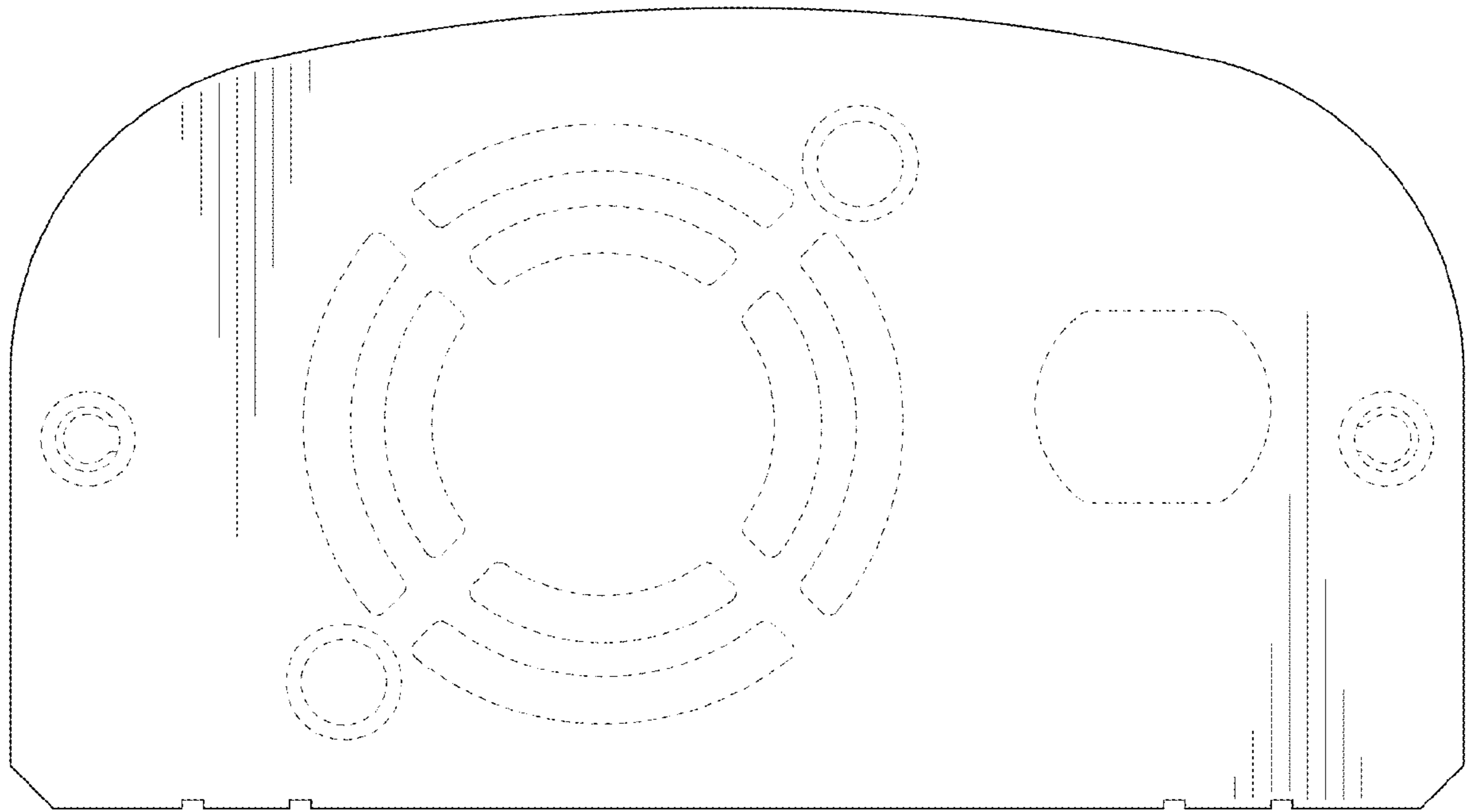


FIG. 8