



US00D953251S

(12) **United States Design Patent** (10) **Patent No.:** **US D953,251 S**  
**Kristen et al.** (45) **Date of Patent:** **\*\* \*May 31, 2022**

(54) **VEHICLE TYRE**

(56) **References Cited**

(71) Applicant: **Continental Reifen Deutschland GmbH**, Hannover (DE)

U.S. PATENT DOCUMENTS

(72) Inventors: **Florian Kristen**, Hannover (DE);  
**Daniel Porubsky**, Púchov (SK)

D287,708 S *	1/1987	Hayakawa .....	D12/603
D339,778 S *	9/1993	Himuro .....	D12/603
D418,459 S *	1/2000	Graas .....	D12/603
D427,952 S *	7/2000	Loeffler .....	D12/603
D631,001 S *	1/2011	Hughes .....	D12/601
D792,839 S *	7/2017	Maxwell .....	D12/595
D868,680 S *	12/2019	Becker .....	D12/588
D871,319 S *	12/2019	Kristen .....	D12/601
D886,726 S *	6/2020	Kristen .....	D12/603
D904,285 S *	12/2020	Ishizaka .....	D12/584

(\* ) Notice: This patent is subject to a terminal disclaimer.

(\*\*) Term: **15 Years**

\* cited by examiner

(21) Appl. No.: **35/511,120**

*Primary Examiner* — Joseph Kukella

(22) Filed: **Dec. 30, 2020**

(80) **Hague Agreement Data**

(57) **CLAIM**

Int. Filing Date: **Dec. 30, 2020**  
Int. Reg. No.: **DM/212023**  
Int. Reg. Date: **Dec. 30, 2020**  
Int. Reg. Pub. Date: **Jan. 15, 2021**

The ornamental design for a vehicle tyre, as shown and described.

(51) **LOC (13) Cl.** ..... **12-15**

**DESCRIPTION**


(52) **U.S. Cl.**  
USPC ..... **D12/603**

- 1. Vehicle tyre
- 1.1 : Perspective
- 1.2 : Enlarged
- 1.3 : Left
- 1.4 : Right
- 1.5 : Front
- 1.6 : Top

(58) **Field of Classification Search**  
USPC ..... D12/568-603  
CPC ..... B60C 2011/0341; B60C 2011/0344; B60C 2011/0348

See application file for complete search history.


**1 Claim, 6 Drawing Sheets**



1.1



1.2




1.3



1.4



1.5



1.6

