



US00D953248S

(12) **United States Design Patent** (10) **Patent No.:** **US D953,248 S**
Kristen et al. (45) **Date of Patent:** **** May 31, 2022**

(54) **VEHICLE TIRE**
(71) Applicant: **Continental Reifen Deutschland GmbH**, Hannover (DE)
(72) Inventors: **Florian Kristen**, Hannover (DE); **Miroslav Vrabel**, Púchov (SK)
(**) Term: **15 Years**
(21) Appl. No.: **35/511,164**
(22) Filed: **Dec. 30, 2020**
(80) **Hague Agreement Data**
Int. Filing Date: **Dec. 30, 2020**
Int. Reg. No.: **DM/211994**
Int. Reg. Date: **Dec. 30, 2020**
Int. Reg. Pub. Date: **Jan. 15, 2021**
(51) **LOC (13) Cl.** **12-15**
(52) **U.S. Cl.**
USPC **D12/588**
(58) **Field of Classification Search**
USPC D12/568-604, 900
CPC ... B60C 11/00; B60C 11/0302; B60C 11/306;
B60C 11/0311; B60C 11/0313
See application file for complete search history.

(56) **References Cited**
U.S. PATENT DOCUMENTS
2,642,914 A * 6/1953 Palko B60C 11/0306
D12/543
4,913,208 A * 4/1990 Anderson B60C 9/2006
152/902
5,088,536 A * 2/1992 Graas B60C 11/1369
152/902
5,099,899 A * 3/1992 Takeuchi B60C 11/042
152/DIG. 3
5,246,049 A * 9/1993 Ramcke B60C 11/0309
152/209.24
D348,238 S * 6/1994 Ebbott D12/586

5,503,206 A * 4/1996 Consolacion B60C 11/033
152/209.21
D370,439 S * 6/1996 Feider D12/588
5,658,404 A * 8/1997 Brown B60C 11/0309
152/209.15
D428,368 S * 7/2000 Harris D12/586
6,105,643 A * 8/2000 Rohweder B60C 11/0309
152/209.27
D451,438 S * 12/2001 Galante D12/595
D451,860 S * 12/2001 Schuster D12/900
6,446,689 B1 * 9/2002 Elkurd B60C 11/033
152/902
D605,108 S * 12/2009 Brown D12/588
D610,077 S * 2/2010 Tobino D12/601
D651,556 S * 1/2012 Westaway D12/586
D656,087 S * 3/2012 Yokomakura D12/588
D732,465 S * 6/2015 Yamada D12/588
D743,327 S * 11/2015 Schimmoeller D12/588
D785,551 S * 5/2017 Farinelle D12/588
D787,437 S * 5/2017 Yamatani D12/588
D789,284 S * 6/2017 Krier D12/588
D843,313 S * 3/2019 Cai D12/588
D857,620 S * 8/2019 Jia D12/588
D868,680 S * 12/2019 Becker D12/595
D870,027 S * 12/2019 Wang D12/594
D871,317 S * 12/2019 Wang D12/588

(Continued)

Primary Examiner — Darlington Ly


(57) **CLAIM**

The ornamental design for a vehicle tire, as shown and described.

DESCRIPTION

1. Vehicle tire
1.1 is a perspective view of a vehicle tire embodying our new design;
1.2 is a partial and enlarged front elevation view thereof;
1.3 is a left side elevation view thereof;
1.4 is a right side elevation view thereof;
1.5 is a front elevation view thereof; and
1.6 is a top plan view thereof.

1 Claim, 6 Drawing Sheets



(56)

References Cited

U.S. PATENT DOCUMENTS


D875,654	S	*	2/2020	Wang	D12/588
D875,655	S	*	2/2020	Wang	D12/588
D875,656	S	*	2/2020	Wang	D12/588
D875,657	S	*	2/2020	Hiser	D12/588
D880,412	S	*	4/2020	Schultz	D12/594
D880,413	S	*	4/2020	Schultz	D12/594
D881,798	S	*	4/2020	Lingamoorthy	D12/588
10,730,351	B2	*	8/2020	Fujii B60C	11/0306
D900,722	S	*	11/2020	Chu	D12/588
D900,727	S	*	11/2020	Zimmerman	D12/601
D902,131	S	*	11/2020	Poling	D12/588
D902,133	S	*	11/2020	Ohte	D12/588
D908,601	S	*	1/2021	Schyns	D12/588
D908,602	S	*	1/2021	Bortolet	D12/588
D919,557	S	*	5/2021	Davenport	D12/588
D925,440	S	*	7/2021	Inada	D12/588
D929,933	S	*	9/2021	Simonini	D12/588
D931,791	S	*	9/2021	Endo	D12/588
D934,787	S	*	11/2021	Burnworth	D12/588
11,207,923	B2	*	12/2021	Yasunaga B60C	11/1236
D940,059	S	*	1/2022	Miyake	D12/588
D940,641	S	*	1/2022	Guilford	D12/588
D940,642	S	*	1/2022	Pribula	D12/588

* cited by examiner

1.1



1.2



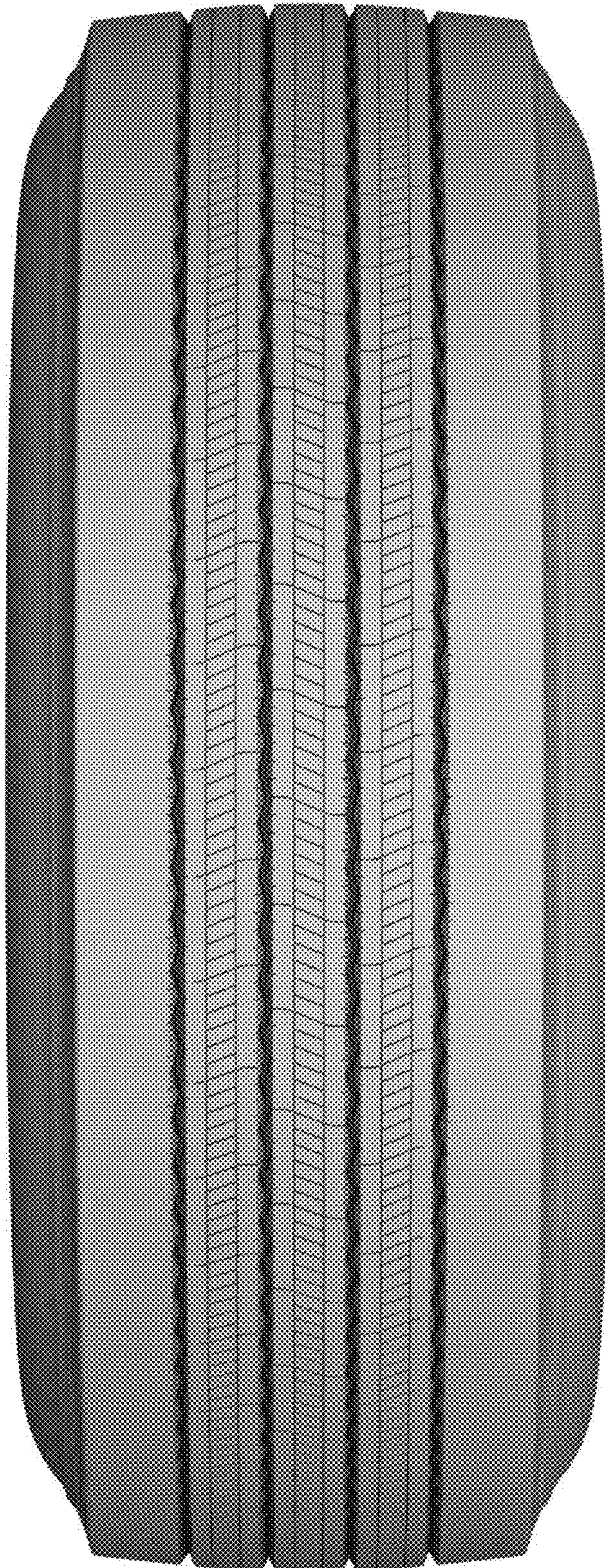
1.3



1.4



1.5



1.6

