



US00D953241S

(12) **United States Design Patent** (10) **Patent No.:** **US D953,241 S**  
**Sueishi** (45) **Date of Patent:** **\*\* May 31, 2022**

(54) **TIRE FOR MOTORCYCLE**  
(71) Applicant: **SUMITOMO RUBBER INDUSTRIES, LTD.**, Kobe (JP)  
(72) Inventor: **Makoto Sueishi**, Kobe (JP)  
(73) Assignee: **SUMITOMO RUBBER INDUSTRIES, LTD.**, Kobe (JP)

(\*\*) Term: **15 Years**  
(21) Appl. No.: **29/766,450**

(22) Filed: **Jan. 15, 2021**  
(51) **LOC (13) Cl.** ..... **12-15**  
(52) **U.S. Cl.**  
USPC ..... **D12/536**  
(58) **Field of Classification Search**  
USPC ..... D12/505-567, 580, 586, 604  
CPC ..... B60C 11/0302; B60C 2011/0339-0355;  
B60C 2011/0358-0372; B60C  
2011/0374-0379; B60C 2011/0381-0383;  
B60C 2011/0386-0397  
See application file for complete search history.

(56) **References Cited**

U.S. PATENT DOCUMENTS

D654,426 S \* 2/2012 Larregain ..... D12/536  
D811,317 S \* 2/2018 Shirakami ..... D12/536  
D870,022 S \* 12/2019 Matsuda ..... D12/536  
D875,646 S \* 2/2020 Oki ..... D12/536  
D877,052 S \* 3/2020 Yukiko ..... D12/536  
D904,282 S \* 12/2020 Lu ..... D12/536  
D932,985 S \* 10/2021 Jackson ..... D12/536  
D932,986 S \* 10/2021 Jackson ..... D12/536  
D932,987 S \* 10/2021 Shirakami ..... D12/536  
2013/0192729 A1 \* 8/2013 Harris ..... B60C 11/0311  
152/209.1

2015/0013864 A1\* 1/2015 Stuckey ..... B29D 30/0601  
152/209.12  
2021/0138840 A1\* 5/2021 Wakabayashi ..... B60C 11/0311  
2021/0347208 A1\* 11/2021 Sueishi ..... B60C 11/0316

FOREIGN PATENT DOCUMENTS

JP D1702058 \* 12/2021

OTHER PUBLICATIONS

“GEOMAX MX53” Dunlop Motorcycle Tires., posted date Nov. 15, 2017 [online], [retrieved on Mar. 24, 2022]. Retrieved from the Internet <URL:https://www.dunlopmotorcycltires.com/tire-what-i-ride/off-road-mx-sx-tires/> (Year: 2017).\*

(Continued)

*Primary Examiner* — Darlington Ly  
*Assistant Examiner* — Nasim Abdulaziz Ali  
(74) *Attorney, Agent, or Firm* — Birch, Stewart, Kolasch & Birch, LLP

(57) **CLAIM**

The ornamental design for a tire for motorcycle, as shown and described.

**DESCRIPTION**

FIG. 1 is a front perspective view of a tire for motorcycle showing my new design;  
FIG. 2 is a front elevation view thereof;  
FIG. 3 is a left side elevation view thereof;  
FIG. 4 is a rear elevation view thereof;  
FIG. 5 is a right side elevation view thereof;  
FIG. 6 is a bottom plan view thereof;  
FIG. 7 is a top plan view thereof; and,  
FIG. 8 is a partial enlarged view of FIG. 2.

**1 Claim, 8 Drawing Sheets**



(56)

**References Cited**

OTHER PUBLICATIONS

“Kenda K-760 Trakmaster II Tires” KENDA., posted date Oct. 10, 2019 [online], [retrieved on Mar. 24, 2022]. Retrieved from the Internet <URL:<https://www.revzilla.com/motorcycle/kenda-k-760-trakmaster-ii-tires>> (Year: 2019).\*

“Mitas E-09 Dakar Tires” MITAS, posted date Jan. 10, 2017 [online], [retrieved on Mar. 24, 2022]. Retrieved from the Internet <URL:<https://www.revzilla.com/motorcycle/mitas-e-09-dakar-tires>> (Year: 2017).\*

\* cited by examiner



FIG. 1




FIG. 2




FIG. 3




FIG. 4




FIG. 5



FIG. 6





FIG. 7




FIG. 8