



US00D953233S

(12) **United States Design Patent** (10) **Patent No.:** **US D953,233 S**  
**Liang** (45) **Date of Patent:** **\*\* May 31, 2022**

(54) **CARAVAN HOLDER**  
(71) Applicant: **Weifeng Liang**, Guangzhou (CN)  
(72) Inventor: **Weifeng Liang**, Guangzhou (CN)  
(\*\*) Term: **15 Years**  
(21) Appl. No.: **29/782,881**  
(22) Filed: **May 10, 2021**  
(51) **LOC (13) Cl.** ..... **12-16**  
(52) **U.S. Cl.**  
USPC ..... **D12/217**  
(58) **Field of Classification Search**  
USPC ..... D12/217, 400, 223, 106, 202; D34/27,  
D34/38; D32/54; D8/374  
See application file for complete search history.

D918,776 S \* 5/2021 Angel ..... D12/106  
D924,117 S \* 7/2021 DeLay ..... D12/217  
D932,947 S \* 10/2021 Su ..... D12/217

**FOREIGN PATENT DOCUMENTS**

CA 92270 \* 4/2001

**OTHER PUBLICATIONS**

Leadbrand RV Trailer Wheel Chock Amazon [https://www.amazon.com/LEADBRAND-Trailer-Prevent-Movement-Transport/dp/B098B23YKT/ref=asc\\_df\\_B098B23YKT/?tag=hyprod-20&linkCode=df0&hvadid=536358567839&hvpos=&hvnetw=g&hvrnd=15165829459386367713&hvpone=&hvptwo=&hvqmt=&hvdev=c&hvdvcm1=&hvlocint=&hvlocphy=9008192&hvtargid=pla-1461087110849&psc=1](https://www.amazon.com/LEADBRAND-Trailer-Prevent-Movement-Transport/dp/B098B23YKT/ref=asc_df_B098B23YKT/?tag=hyprod-20&linkCode=df0&hvadid=536358567839&hvpos=&hvnetw=g&hvrnd=15165829459386367713&hvpone=&hvptwo=&hvqmt=&hvdev=c&hvdvcm1=&hvlocint=&hvlocphy=9008192&hvtargid=pla-1461087110849&psc=1) First Available Jun. 30, 2021 (Year: 2021).  
X-Haibei Trailer Wheel Dock Amazon <https://www.amazon.ca/XHaibei-RV-Trailer-Tongue-Wheel-Dock-Jack-Wheel-Stabilizer-Blue-with-Rope-Handle/dp/B07D32SYG4?tag=akiaiqzsv3aol-20> May 18, 2018 (Year: 2018).\*

\* cited by examiner

*Primary Examiner* — Leanne Was-Englehart  
(74) *Attorney, Agent, or Firm* — Justin Lampel

(57) **CLAIM**

The ornamental design for a caravan holder, as shown and described.

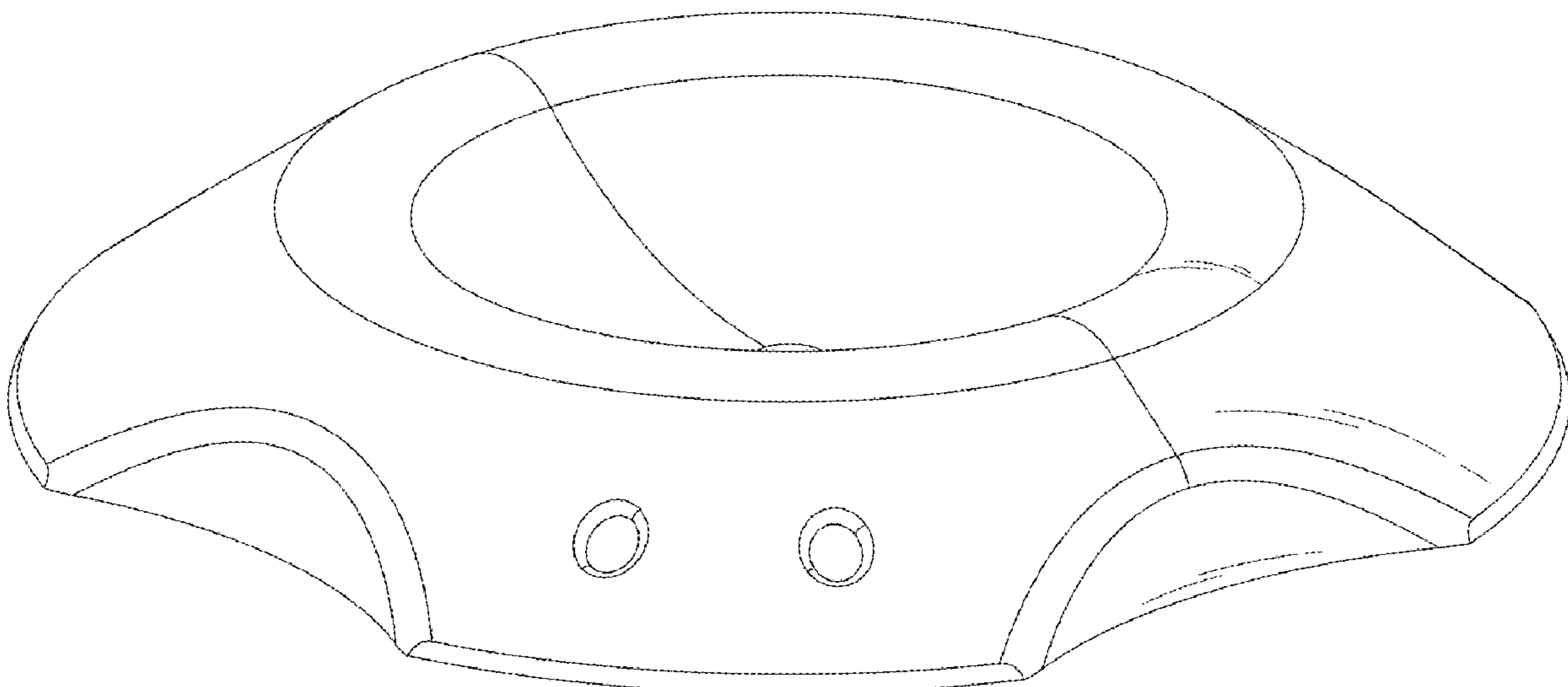
**DESCRIPTION**

FIG. 1 is a perspective view of a caravan holder showing the claimed design;  
FIG. 2 is a top plan view thereof;  
FIG. 3 is a left side view thereof;  
FIG. 4 is a front elevational view thereof;  
FIG. 5 is a right side view thereof;  
FIG. 6 is a rear elevational view thereof; and,  
FIG. 7 is a bottom plan view thereof.  
The broken lines illustrate portions of the caravan holder that form no part of the claimed design.

**1 Claim, 7 Drawing Sheets**

(56) **References Cited**  
U.S. PATENT DOCUMENTS

D314,938 S 2/1991 Anderson  
5,046,587 A \* 9/1991 Jones ..... B60T 3/00  
188/32  
5,332,066 A \* 7/1994 Pickeral ..... B60P 3/10  
188/32  
5,383,639 A \* 1/1995 Byard ..... B62B 3/1404  
156/71  
D383,271 S \* 9/1997 Eshelman ..... D32/54  
D444,441 S \* 7/2001 Bennett, Jr. .... D12/217  
6,874,745 B1 \* 4/2005 Bean ..... B60S 9/02  
248/346.01  
D551,152 S \* 9/2007 Funk ..... D12/217  
D660,136 S \* 5/2012 Jarowenko ..... D8/374  
8,678,335 B2 \* 3/2014 Barja ..... A47B 91/12  
248/346.11  
D728,353 S \* 5/2015 Sharratt ..... D8/374  
D814,581 S \* 4/2018 Norcross ..... D8/374  
10,266,158 B2 \* 4/2019 Wilson ..... B60S 9/04  
10,343,656 B2 \* 7/2019 Grosz ..... B60T 3/00  
D868,635 S \* 12/2019 Angel ..... D12/106  
10,543,394 B2 \* 1/2020 Mandell ..... A63B 23/03508  
D897,928 S \* 10/2020 DeLay ..... D12/217



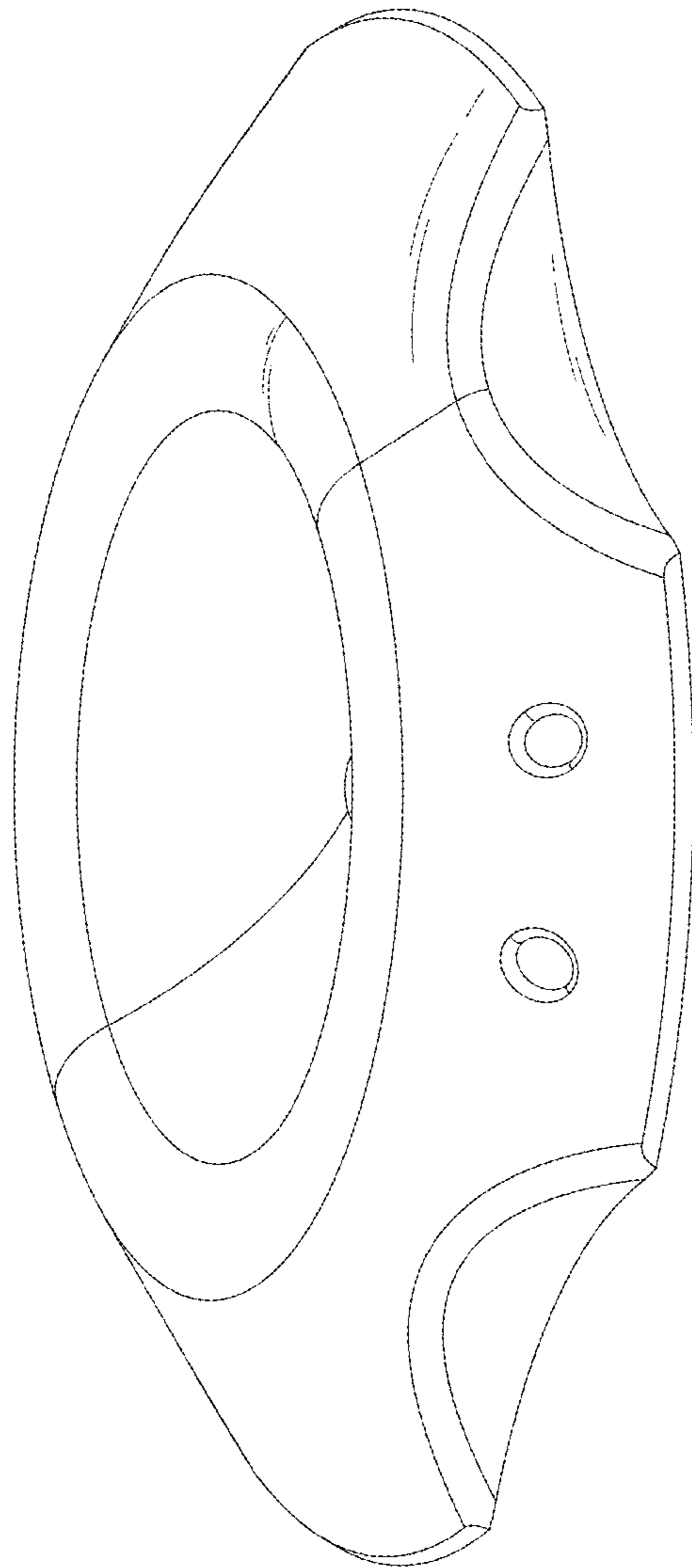


FIG.1

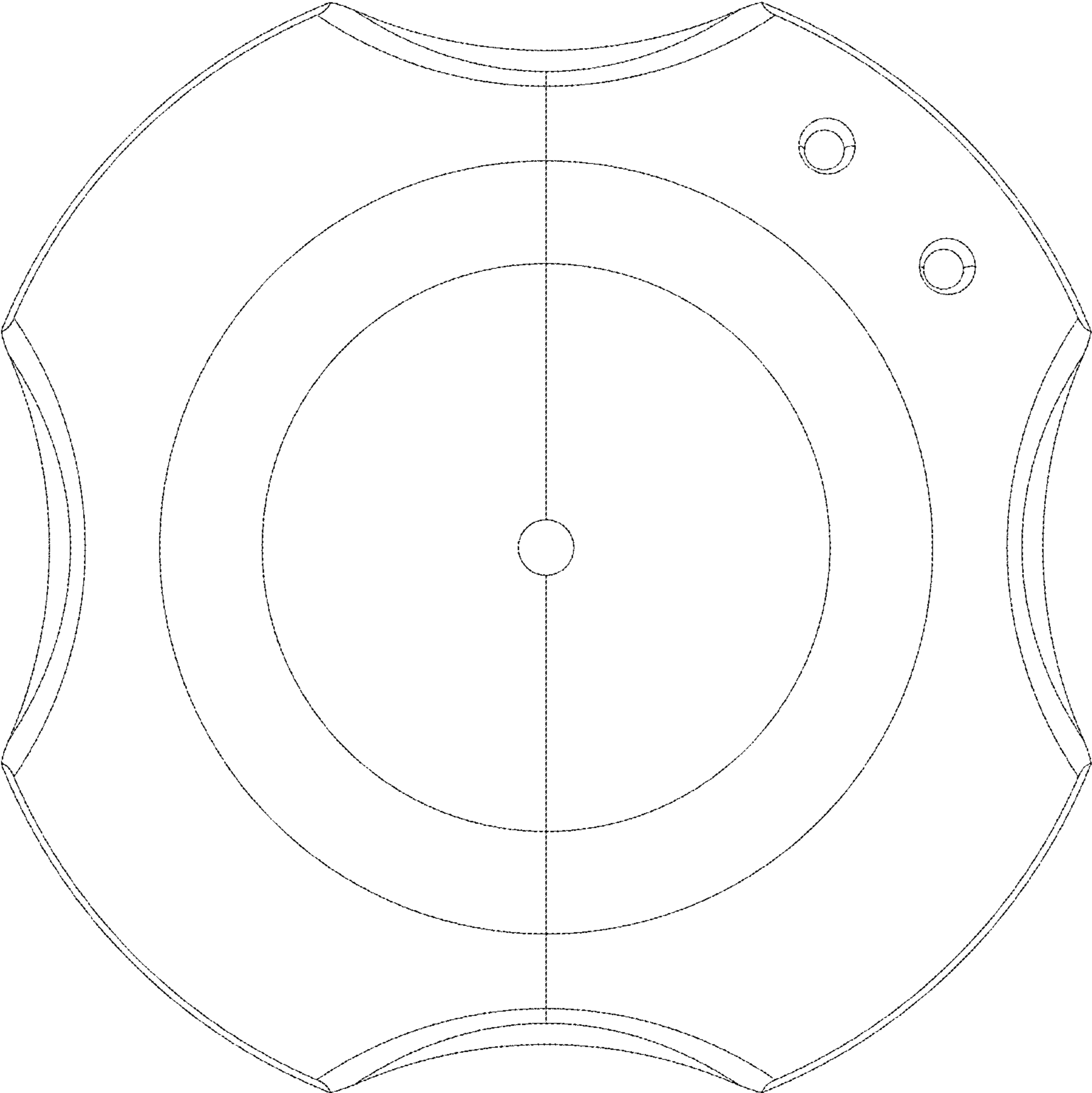


FIG. 2

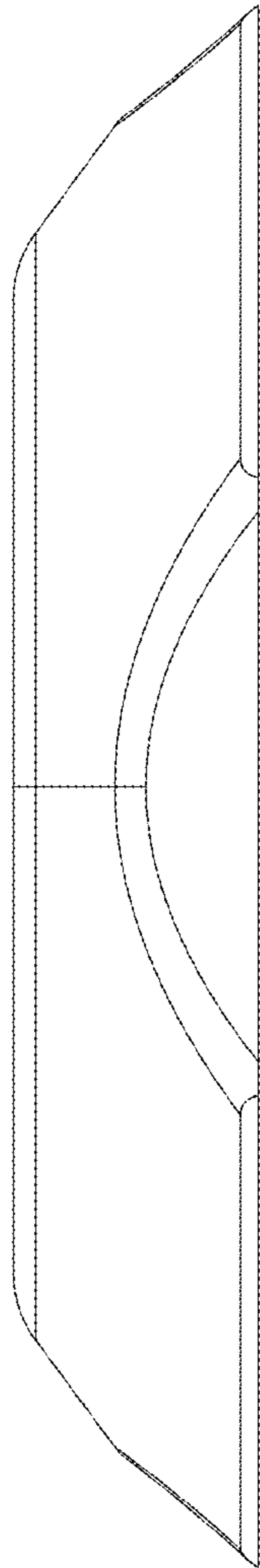


FIG. 3




FIG. 4

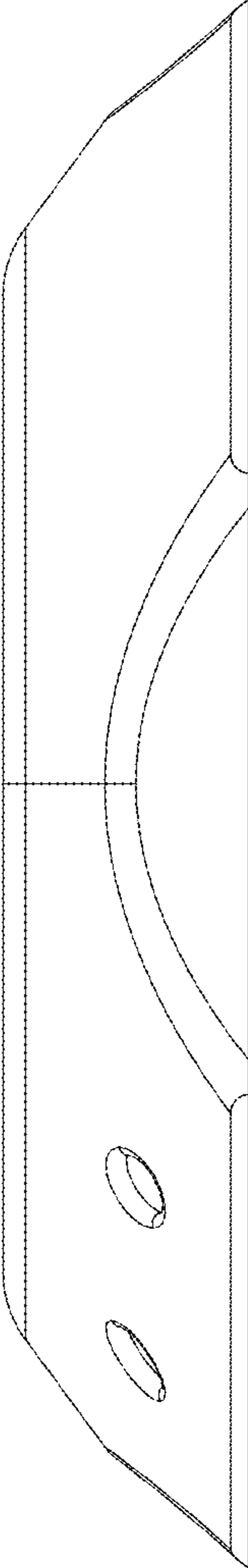


FIG. 5

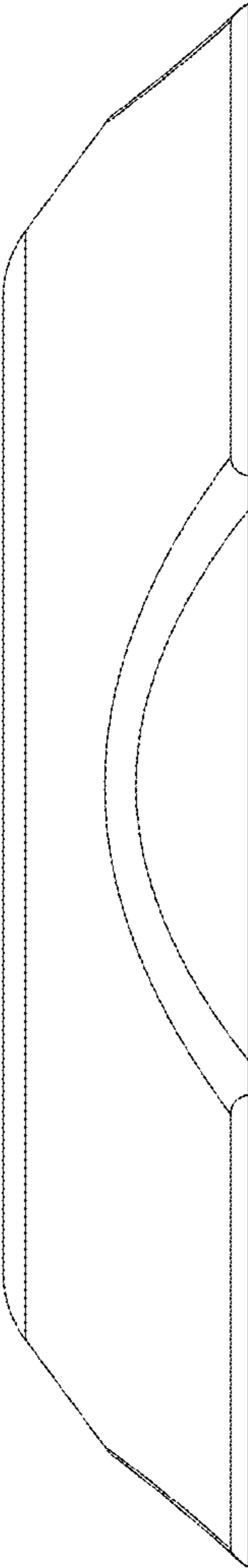


FIG. 6

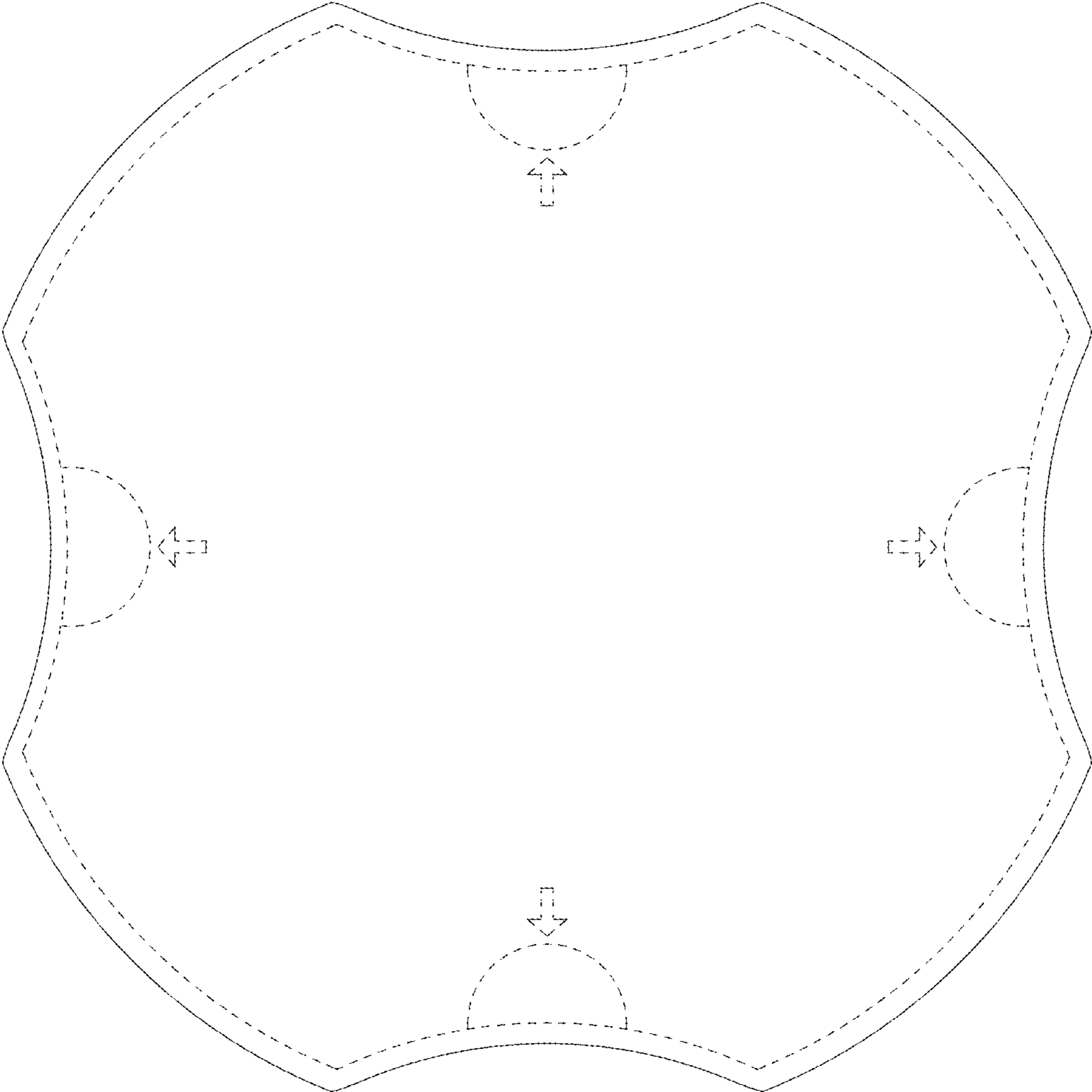


FIG. 7