



US00D953213S

(12) **United States Design Patent** (10) **Patent No.:** **US D953,213 S**
Lim (45) **Date of Patent:** **** May 31, 2022**

(54) **RADIATOR GRILLE FOR A VEHICLE**
(71) Applicant: **Bayerische Motoren Werke Aktiengesellschaft, Munich (DE)**
(72) Inventor: **Seungmo Lim, Munich (DE)**
(73) Assignee: **Bayerische Motoren Werke Aktiengesellschaft, Munich (DE)**

D858,371 S 9/2019 Sarremejean
D859,227 S * 9/2019 Buckingham D12/163
D873,725 S * 1/2020 Thogersen D12/163
D874,358 S * 2/2020 Kezha D12/163
D874,359 S * 2/2020 Karras D12/163
D890,639 S * 7/2020 Al Attar D12/163
D891,317 S * 7/2020 Kang D12/163
D898,630 S * 10/2020 Guille D12/163
D926,643 S * 8/2021 Forrest D12/163
D928,660 S * 8/2021 Lim D12/92
D928,661 S * 8/2021 Lim D12/92

(**) Term: **15 Years**

(Continued)

(21) Appl. No.: **29/747,506**

FOREIGN PATENT DOCUMENTS

(22) Filed: **Aug. 24, 2020**

WO WO DM/207240 8/2020

(30) **Foreign Application Priority Data**

Primary Examiner — Melody N Brown
(74) *Attorney, Agent, or Firm* — Crowell & Moring LLP

Feb. 28, 2020 (DE) 402020100204.6

(51) **LOC (13) Cl.** **12-16**
(52) **U.S. Cl.**
USPC **D12/163**

(57) **CLAIM**

The ornamental design for a radiator grille for a vehicle, as shown and described.

(58) **Field of Classification Search**
USPC D12/163, 196, 86, 90-92, 169, 190, 98, D12/164; 293/102, 113, 115, 117, 120, 293/193.11; 296/180.1, 180.2; 180/68.1, 180/68.6
CPC B60R 19/52; B60K 11/08; B62D 25/08; B62B 9/16
See application file for complete search history.

DESCRIPTION


This application contains subject matter related to the following co-pending U.S. design patent applications: Application No. 29/725,352, filed Feb. 25, 2020 and entitled "Radiator Grille for a Vehicle"; Application Ser. No. 29/747,493, filed herewith and entitled "Vehicle, Toy, and/or Replicas Thereof"; and Application Ser. No. 29/747,507, filed herewith and entitled "Radiator Grille for a Vehicle".
FIG. 1 is a front view of a radiator grille for a vehicle according to the design;
FIG. 2 is a right, front perspective view thereof;
FIG. 3 is a left, bottom perspective view thereof;
FIG. 4 is a right side view thereof;
FIG. 5 is a top view thereof;
FIG. 6 is a bottom view thereof; and,
FIG. 7 is a rear view thereof.

(56) **References Cited**

U.S. PATENT DOCUMENTS

D818,890 S * 5/2018 Beermann D12/163
D820,737 S * 6/2018 Simm D12/163
D821,274 S * 6/2018 Simm D12/163
D823,737 S * 7/2018 Chang D12/163
D825,383 S * 8/2018 Luk D12/91
D835,546 S * 12/2018 Sarremejean D12/91
D845,834 S * 4/2019 Sarremejean D12/91
D853,897 S * 7/2019 Luk
D855,496 S * 8/2019 Thogersen D12/91

1 Claim, 7 Drawing Sheets



(56)

References Cited

U.S. PATENT DOCUMENTS

D928,662 S * 8/2021 Lim D12/92
D939,391 S * 12/2021 Lim D12/163

* cited by examiner




Fig. 1




Fig. 2




Fig. 3




Fig. 4




Fig. 5




Fig. 6

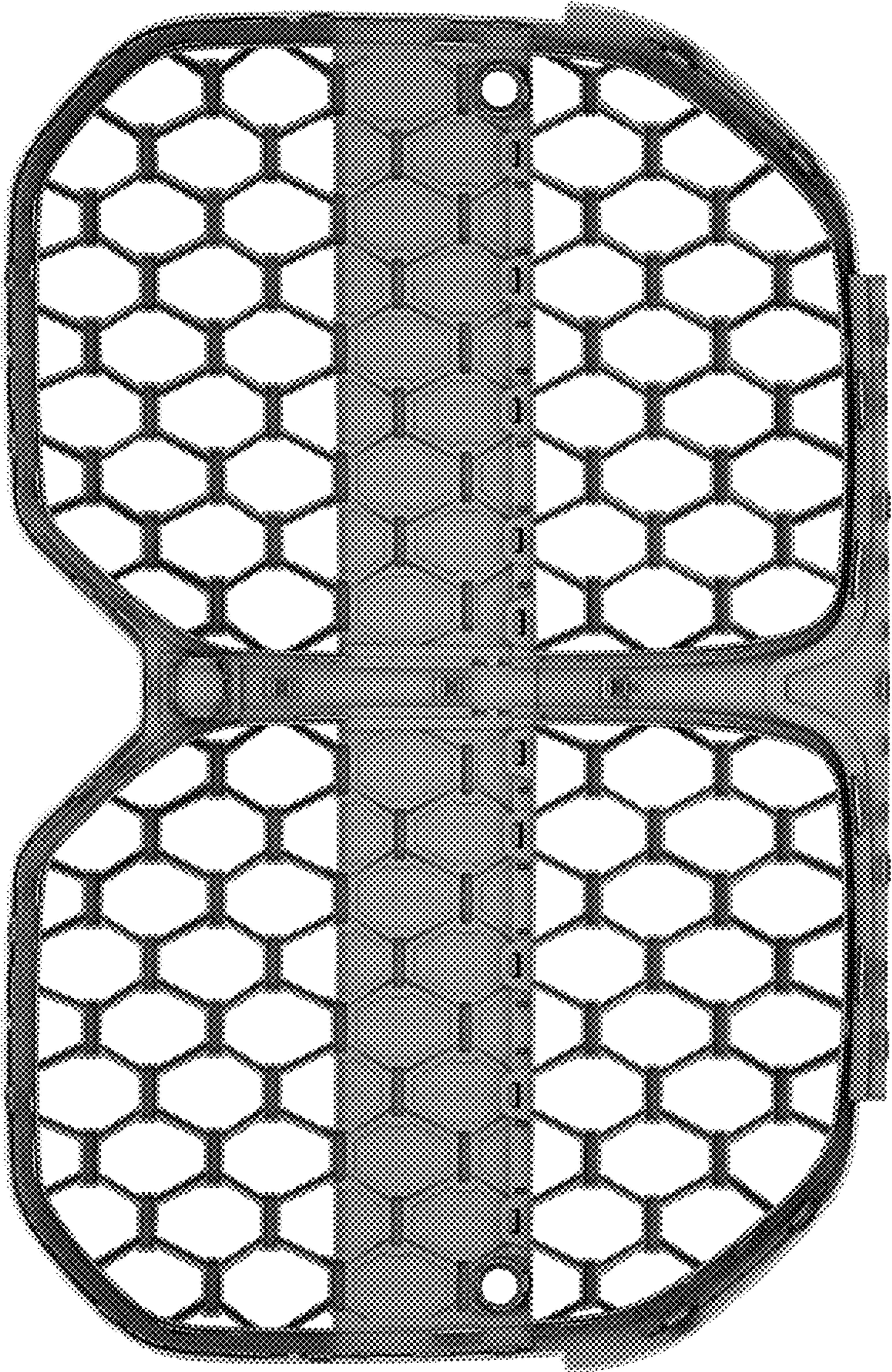


Fig. 7