



US00D953206S

(12) **United States Design Patent**  
**Forschner**

(10) **Patent No.:** **US D953,206 S**  
(45) **Date of Patent:** **\*\* May 31, 2022**

(54) **MOTOR VEHICLE, TOY REPLICA, AND/OR OTHER REPLICA**

D906,180 S \* 12/2020 Guille ..... D12/92  
D928,660 S \* 8/2021 Lim ..... D12/92  
D928,661 S \* 8/2021 Lim ..... D12/92  
D928,662 S \* 8/2021 Lim ..... D12/92

(71) Applicant: **Bayerische Motoren Werke Aktiengesellschaft, Munich (DE)**

\* cited by examiner

(72) Inventor: **Anne Kristina Forschner, Munich (DE)**

*Primary Examiner* — Melody N Brown

(73) Assignee: **Bayerische Motoren Werke Aktiengesellschaft, Munich (DE)**

(74) *Attorney, Agent, or Firm* — Crowell & Moring LLP

(\*\*) Term: **15 Years**

(21) Appl. No.: **29/747,509**

(22) Filed: **Aug. 24, 2020**

(30) **Foreign Application Priority Data**

Feb. 28, 2020 (DE) ..... 402020100204.6

(51) **LOC (13) Cl.** ..... **12-08**

(52) **U.S. Cl.**  
USPC ..... **D12/92**

(58) **Field of Classification Search**  
USPC ..... D12/86, 90-92, 164; D21/433, 434,  
D21/531-535; 296/181.1-181.5, 183.1  
CPC ..... B62D 25/00; B62D 25/06; B62D 33/00;  
B62D 35/00  
See application file for complete search history.

(56) **References Cited**

**U.S. PATENT DOCUMENTS**

D860,052 S \* 9/2019 Kezha ..... D12/92  
D860,054 S \* 9/2019 Kezha ..... D12/92


(57) **CLAIM**

The ornamental design for a motor vehicle, toy replica and/or other replica, as shown and described.

**DESCRIPTION**

This application contains subject matter related to the following co-pending U.S. design patent applications: Application Ser. No. 29/725,358, filed Feb. 25, 2020 and entitled "VEHICLE, TOY, AND/OR REPLICAS THEREOF"; and Application Ser. No. 29/747,493, filed herewith and entitled "VEHICLE, TOY, AND/OR REPLICAS THEREOF". FIG. 1 is a left, front perspective view of a motor vehicle, toy replica and/or other replica according to the design; FIG. 2 is a left side view thereof; FIG. 3 is a right side view thereof; FIG. 4 is a right, rear perspective view thereof; FIG. 5 is a front view thereof; FIG. 6 is rear view thereof; and, FIG. 7 is a top view thereof.

**1 Claim, 7 Drawing Sheets**






Fig. 1




Fig. 2



Fig. 3

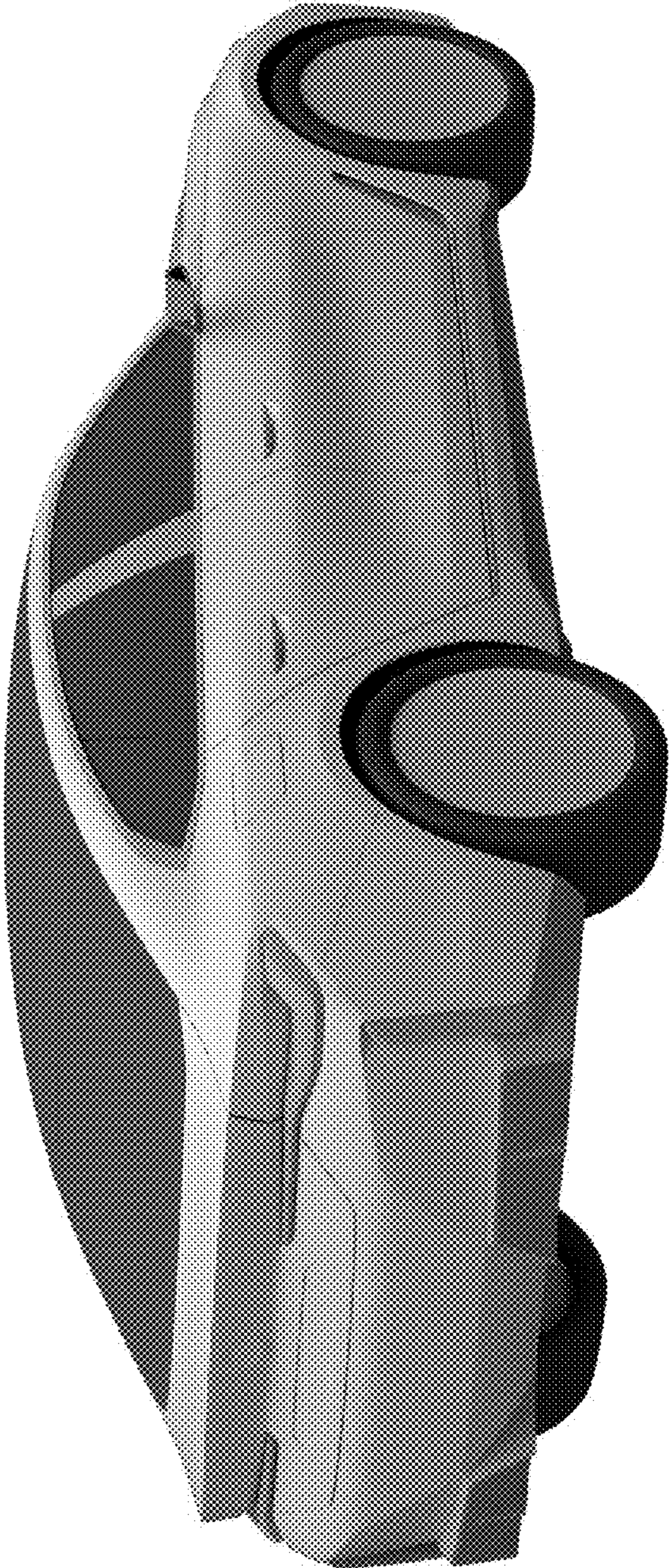


Fig. 4




Fig. 5

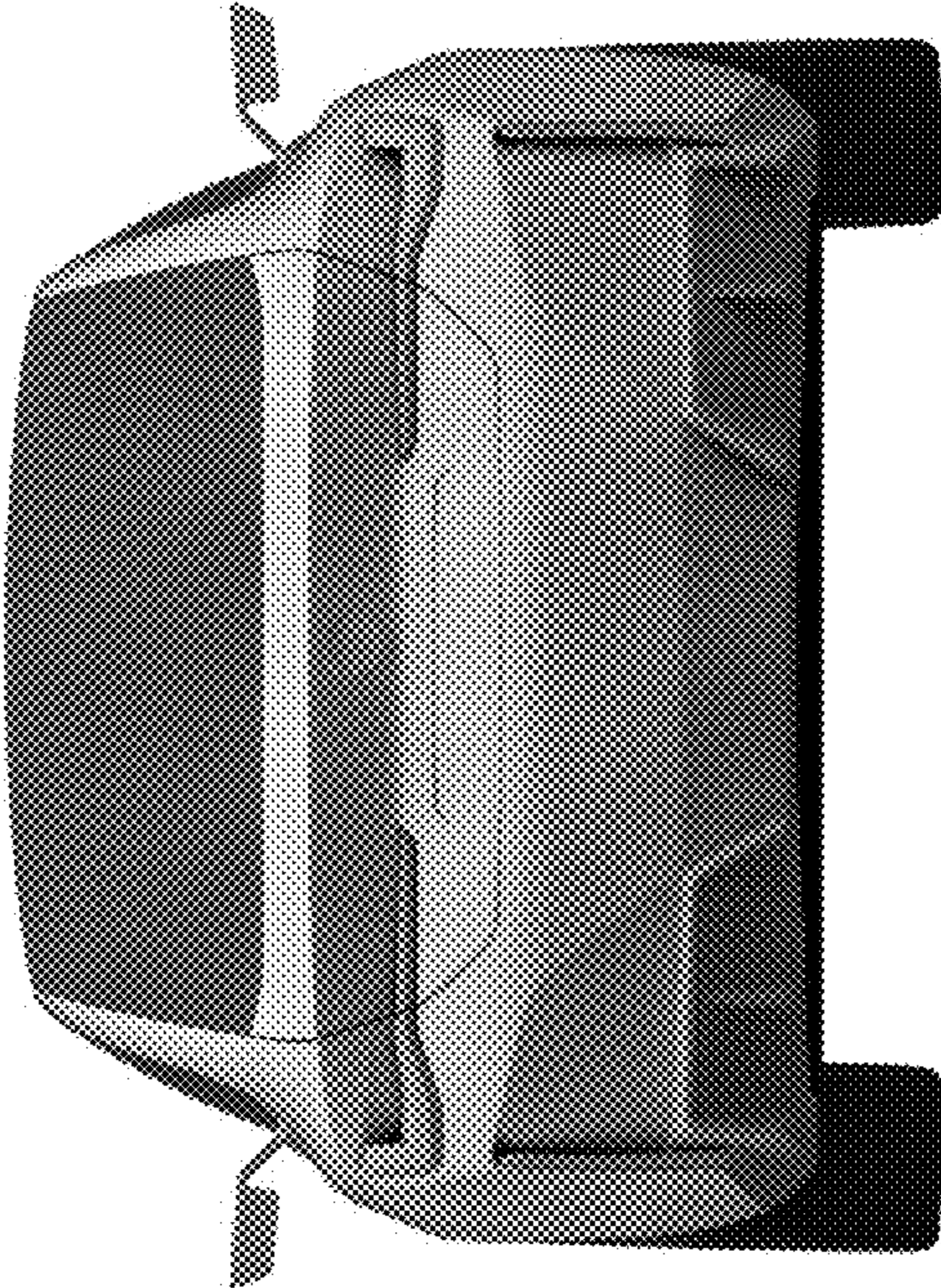


Fig. 6

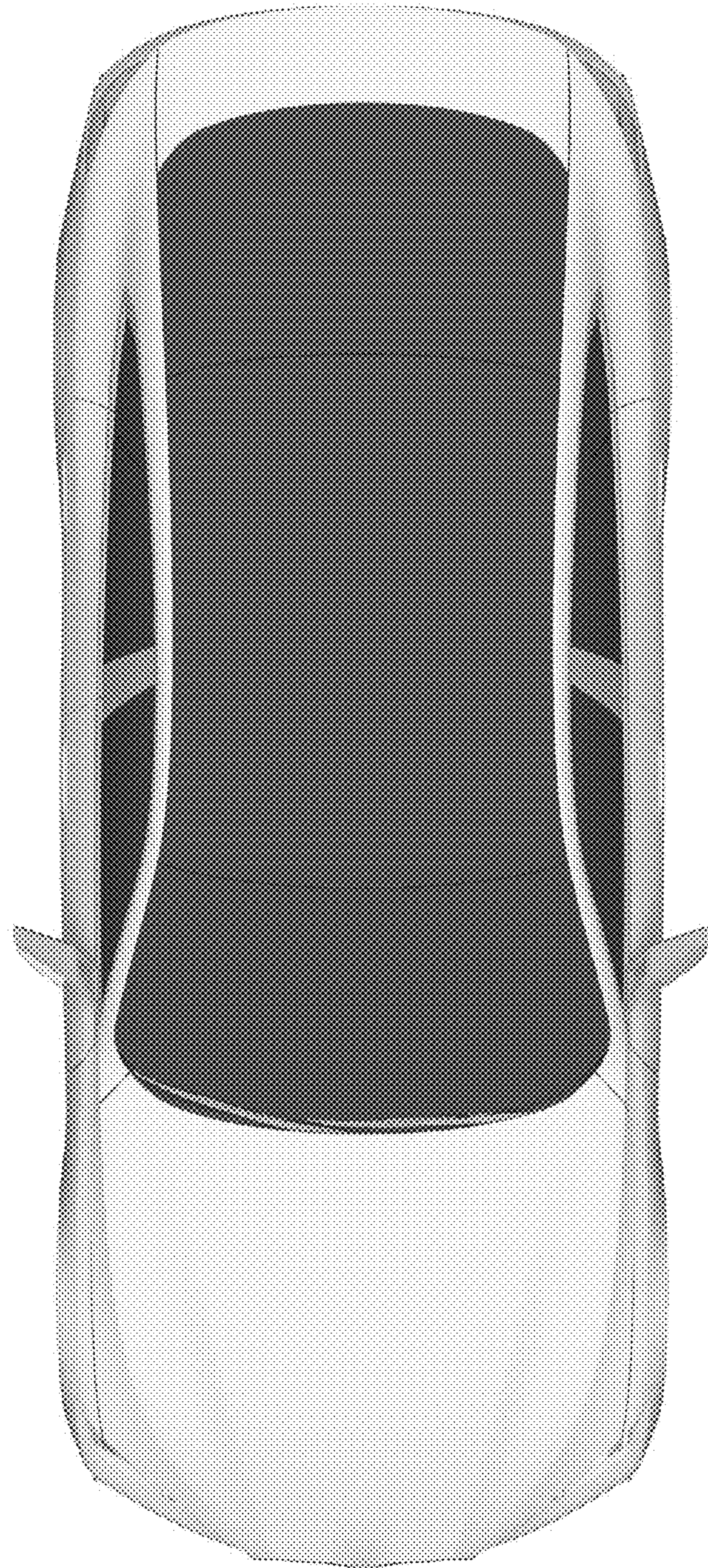


Fig. 7