



US00D953101S

(12) **United States Design Patent**
de Sicart et al.

(10) **Patent No.:** **US D953,101 S**

(45) **Date of Patent:** **** May 31, 2022**

(54) **BAKING TRAY LID**

(71) Applicant: **GENICOOK PRODUCT LLC**,
Garland, TX (US)

(72) Inventors: **David Prieto de Sicart**, Garland, TX
(US); **Marc Zamora Salvador**,
Garland, TX (US); **Jianzhong Zhang**,
Garland, TX (US); **Xiaojia Liu**,
Garland, TX (US)

(**) Term: **15 Years**

(21) Appl. No.: **29/733,697**

(22) Filed: **May 6, 2020**

(51) **LOC (13) Cl.** **07-02**

(52) **U.S. Cl.**
USPC **D7/391; D7/354**

(58) **Field of Classification Search**
USPC D7/323, 354–363, 391, 393–396, 409;
D9/439; D28/82

CPC A47G 19/12; A47J 27/00; A47J 27/002;
A47J 27/08; A47J 27/0811; A47J 27/21;
A47J 27/58; A47J 36/025; A47J 36/06;
A47J 36/12; A47J 37/00; A47J 37/10;
A47J 37/101; A47J 37/103; A47J 37/12;
A47J 37/1204; A47J 45/061; A47J
45/071; A47J 45/08; B65D 25/28; B65D
45/22; B65D 51/1672; H05B 6/12

See application file for complete search history.

(56) **References Cited**

U.S. PATENT DOCUMENTS

5,904,269 A * 5/1999 Wolff B65D 45/22
220/756
6,105,810 A * 8/2000 Daenen A47J 36/12
220/366.1

D439,376 S * 3/2001 Lerolle D28/82
D673,807 S * 1/2013 Grider D7/391
D673,808 S * 1/2013 Grider D7/391
D703,994 S * 5/2014 Tumenbatur D7/358
D704,503 S * 5/2014 Manley D7/391
D807,108 S * 1/2018 Borovicka D7/362
D828,754 S * 9/2018 Liu D9/439
D853,178 S * 7/2019 Carrette D7/391
2004/0232026 A1 * 11/2004 Goeking B65D 51/1672
206/459.1
2013/0098921 A1 * 4/2013 Yang B65D 25/28
220/573.1
2015/0053695 A1 * 2/2015 Kim A47J 27/0811
220/573.1

* cited by examiner

Primary Examiner — Ricky Pham

(57) **CLAIM**

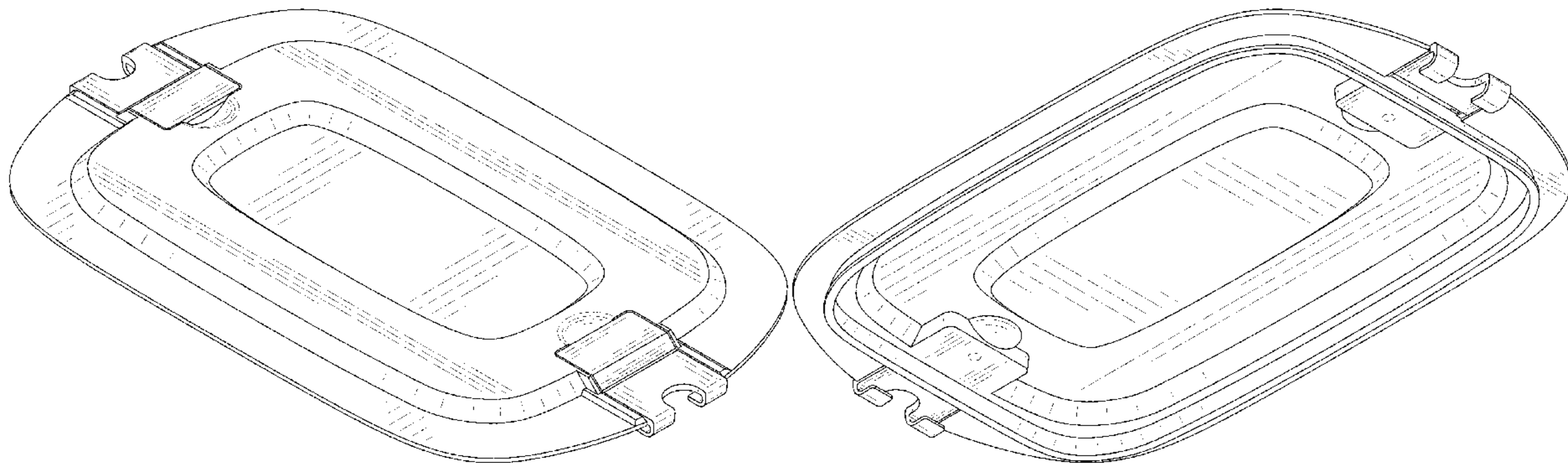
The ornamental design for a baking tray lid, as shown and described.

DESCRIPTION

FIG. 1 is a first perspective view of a baking tray lid showing our new design;
FIG. 2 is a second perspective view thereof;
FIG. 3 is a front view thereof;
FIG. 4 is a back view thereof;
FIG. 5 is a left side view thereof;
FIG. 6 is a right side view thereof;
FIG. 7 is a top view thereof; and,
FIG. 8 is a bottom view thereof.

The broken lines shown in the drawings depict portions of the baking tray lid in which the design is embodied that form no part of the claimed design.

1 Claim, 8 Drawing Sheets



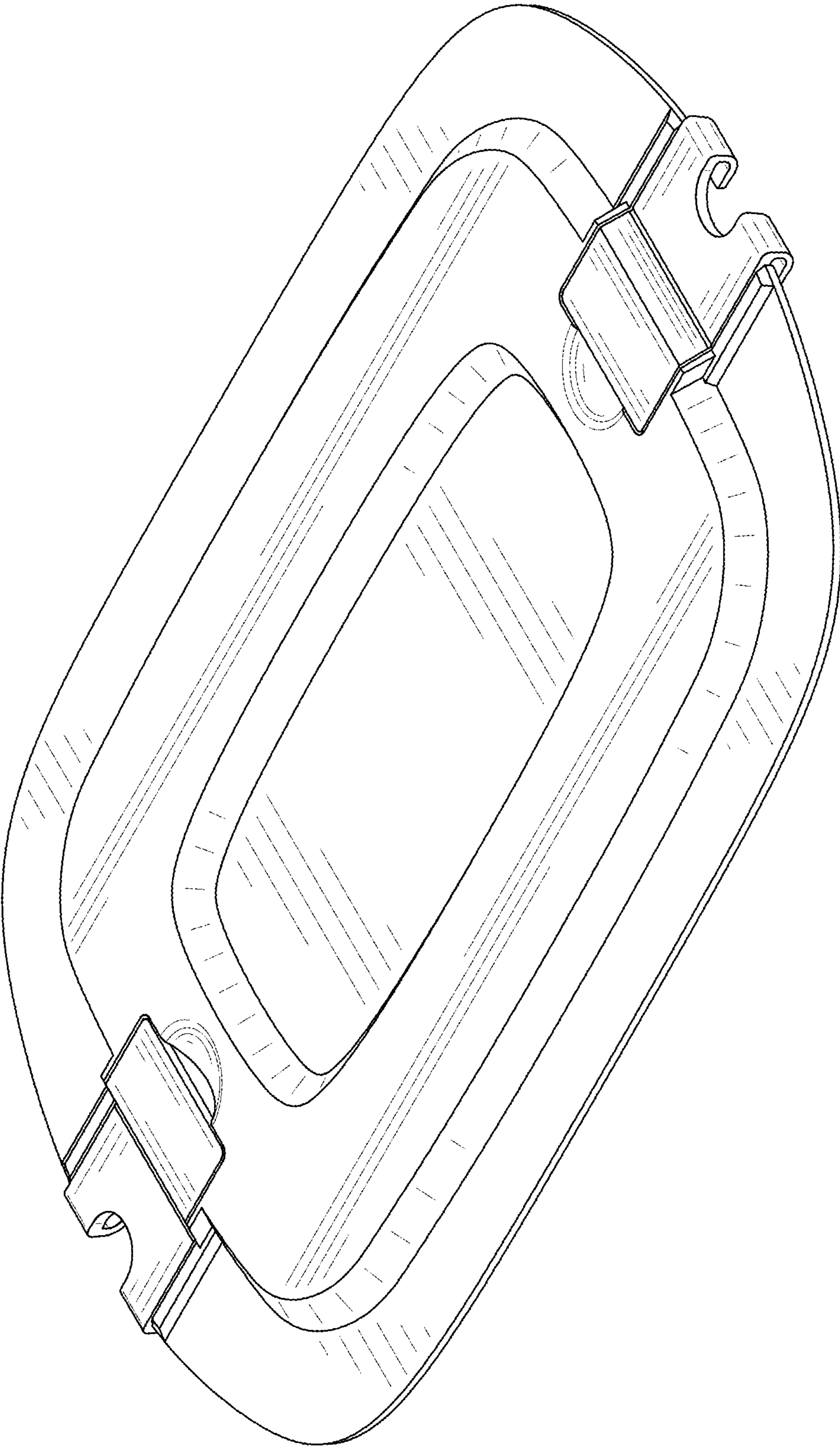


FIG. 1

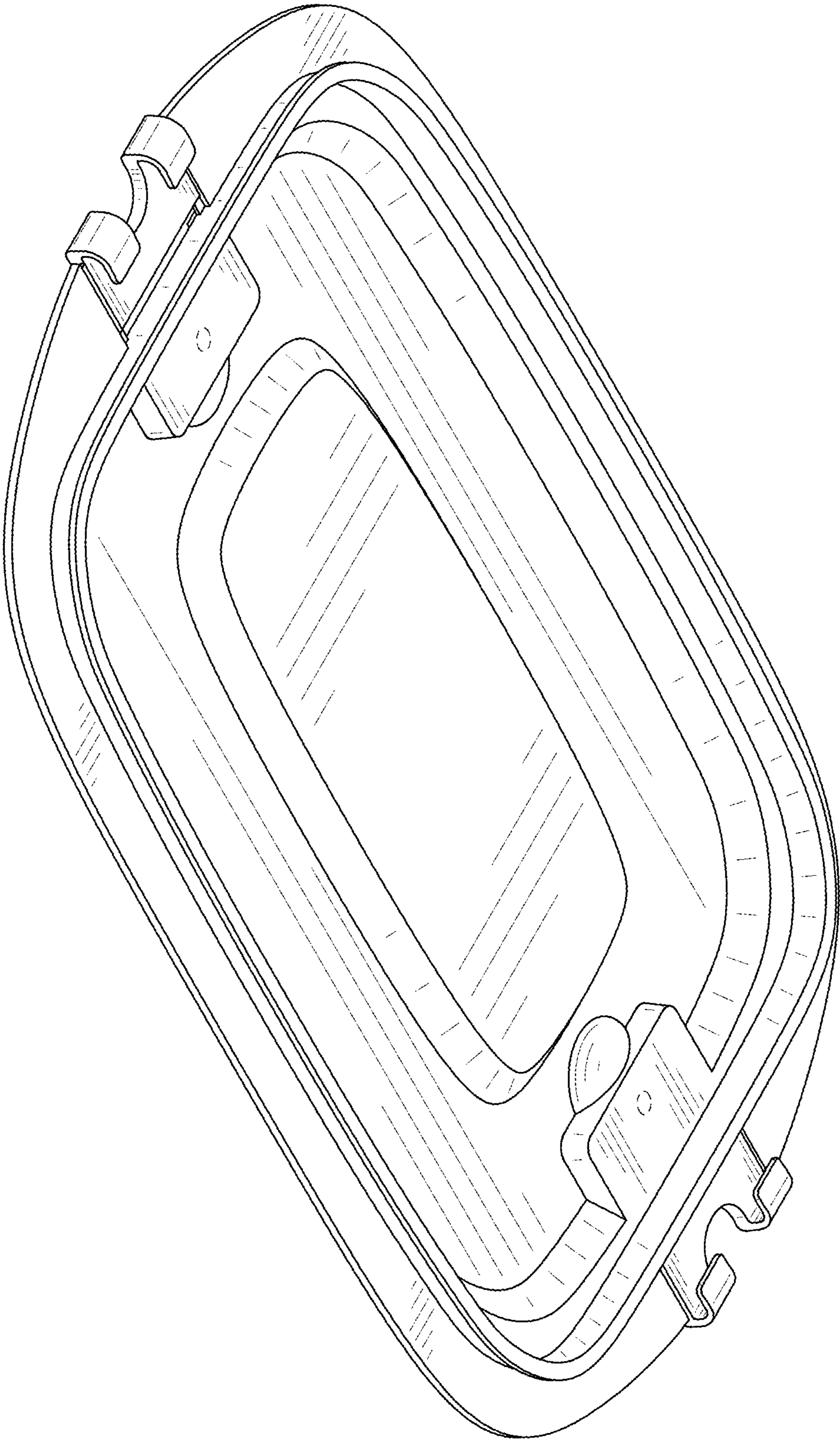


FIG. 2




FIG. 3




FIG. 4

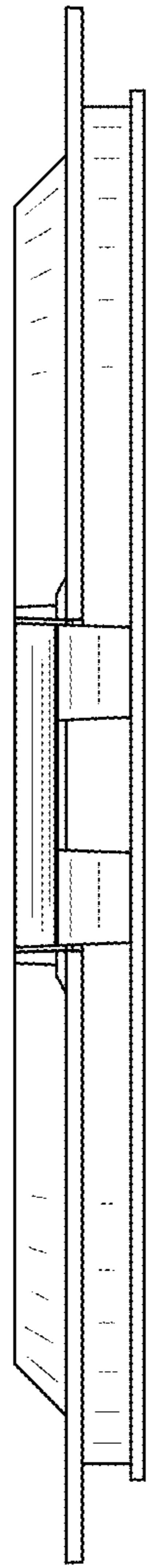


FIG. 5

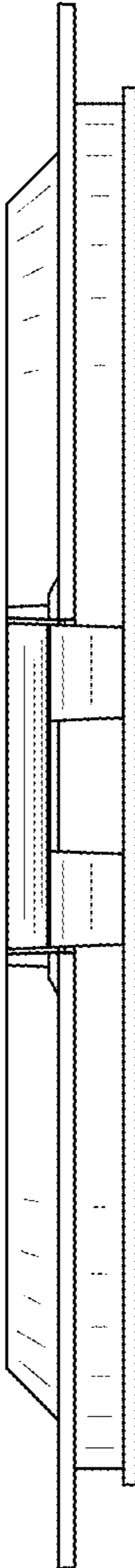


FIG. 6

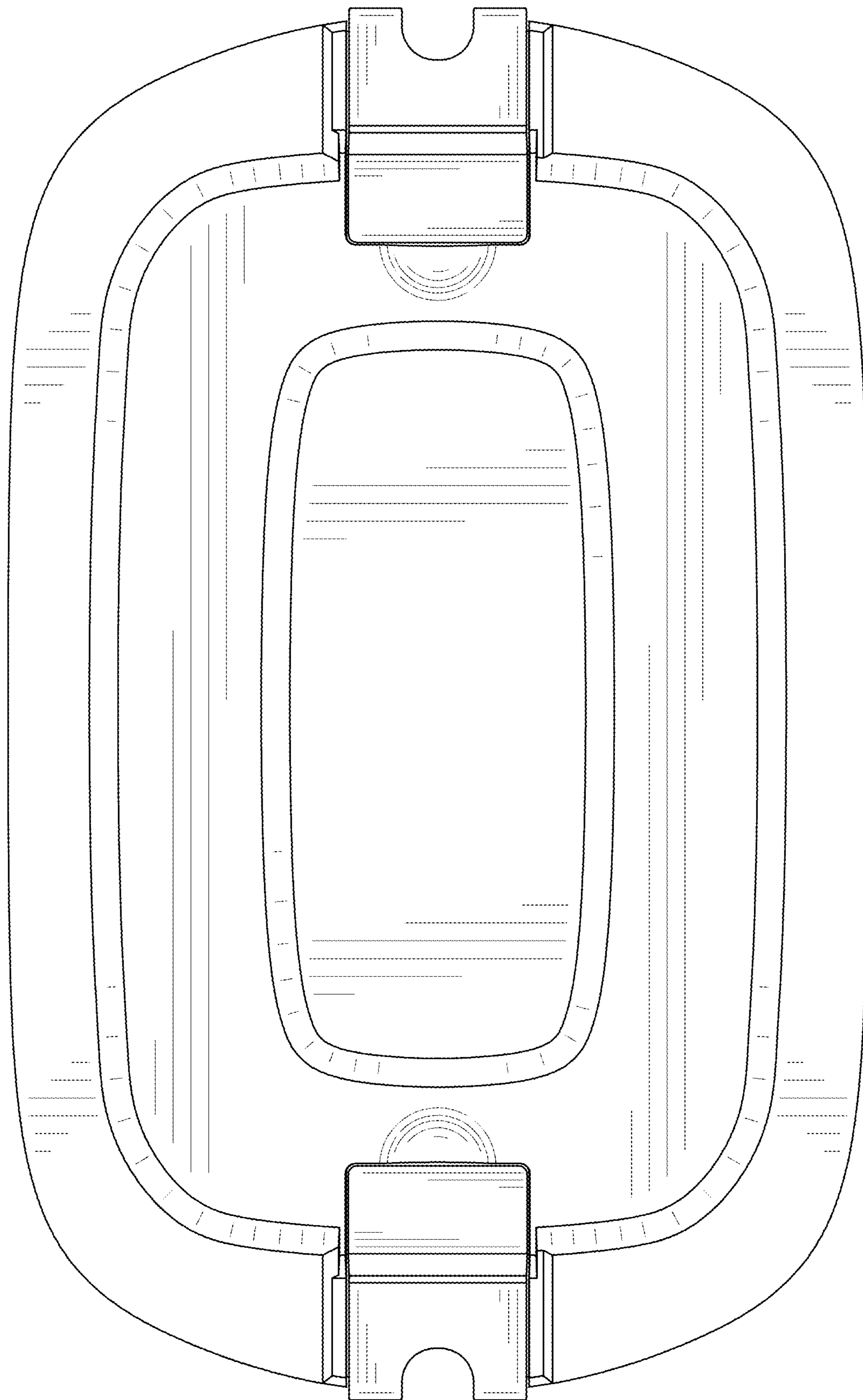


FIG. 7

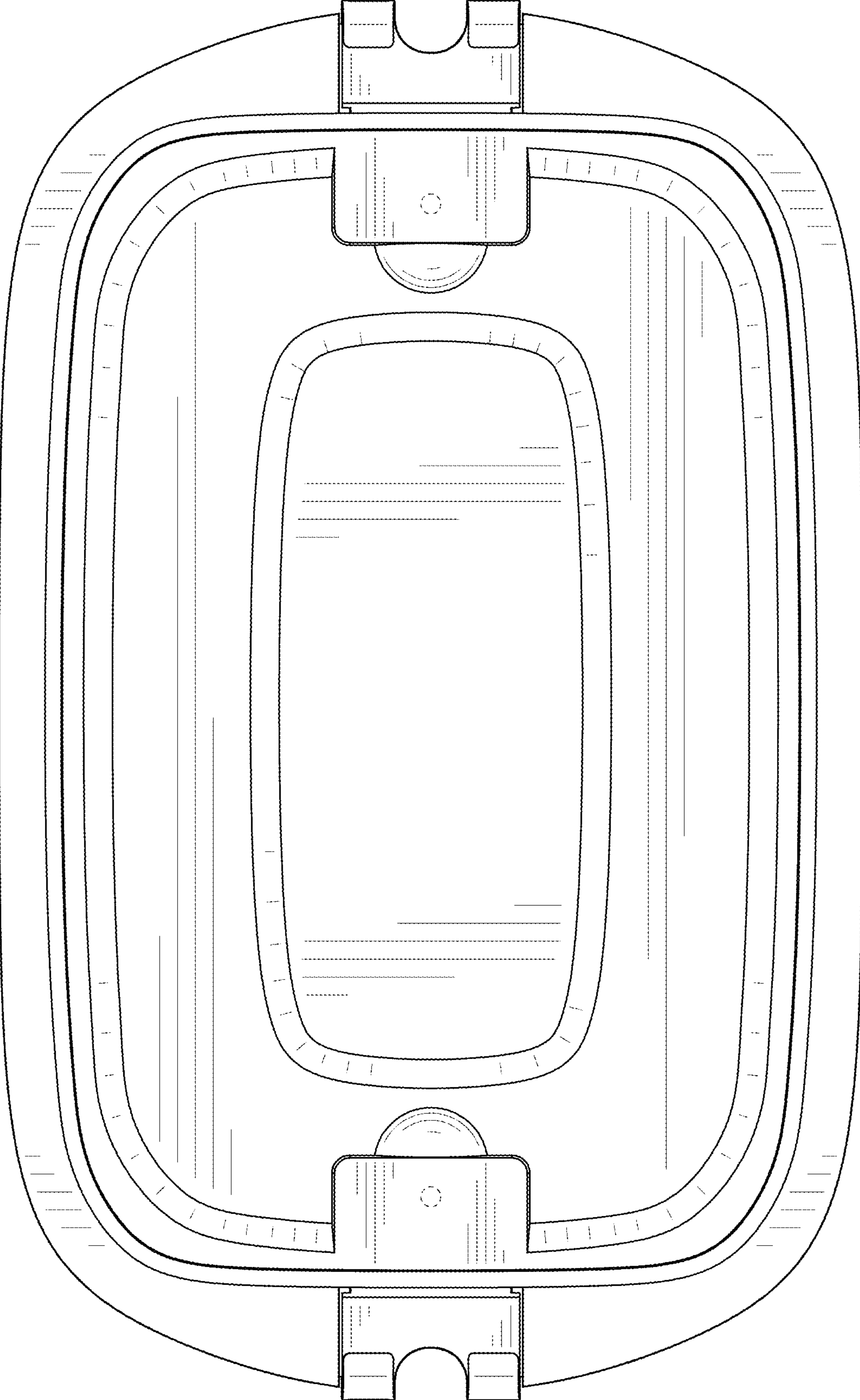


FIG. 8