



US00D953073S

(12) **United States Design Patent** (10) **Patent No.:** **US D953,073 S**
Leng (45) **Date of Patent:** **** May 31, 2022**

(54) **SPRING MATTRESS**
(71) Applicant: **NEW-TEC INTEGRATION (XIAMEN) CO., LTD.**, Fujian (CN)
(72) Inventor: **Luhao Leng**, Fujian (CN)
(73) Assignee: **NEW-TEC INTEGRATION (XIAMEN) CO., LTD.**, Xiamen (CN)
(**) Term: **15 Years**

(21) Appl. No.: **29/763,718**
(22) Filed: **Dec. 23, 2020**

(30) **Foreign Application Priority Data**

Jun. 23, 2020 (CN) 202030326262.3

(51) **LOC (13) Cl.** **06-09**
(52) **U.S. Cl.**
USPC **D6/605**

(58) **Field of Classification Search**
USPC D6/582-583, 587-592, 595-609, D6/617-622; D21/803-809; D24/183
CPC A47G 9/00; A47G 2009/001; A47G 2009/002; A47G 2009/003; A47G 2009/005; A47G 2009/006; A47G 9/02; A47G 9/0207; A47G 9/0215; A47G 9/0223; A47G 9/023; A47G 9/0238; A47G 9/0246; A47G 9/0253; A47G 9/0261; A47G 9/06; A47G 9/062; A47G 9/066; A47G 9/068; A47G 9/08; A47G 2009/0276; A47G 9/0284; A47G 9/0292; A47G 9/04; A47G 9/10

See application file for complete search history.

(56) **References Cited**

U.S. PATENT DOCUMENTS

4,297,754 A * 11/1981 Zuniga A47C 21/026 5/411
D377,433 S * 1/1997 Funk 5/499

6,286,167 B1 * 9/2001 Stolpmann A47C 27/001 5/710
D659,459 S * 5/2012 Jung D6/605
D744,768 S * 12/2015 Morrison D6/605
9,204,742 B2 * 12/2015 Jensen A47C 21/00
9,211,017 B2 * 12/2015 Tyree A47C 21/046
D787,234 S * 5/2017 Szpyt D6/605
D806,443 S * 1/2018 Wightman D6/605
2010/0138992 A1 * 6/2010 Morrison A47C 31/00 5/279.1
2017/0238717 A1 * 8/2017 Jensen A47C 27/001

* cited by examiner

Primary Examiner — Jennifer L Rempfer
(74) *Attorney, Agent, or Firm* — Perkins Coie LLP

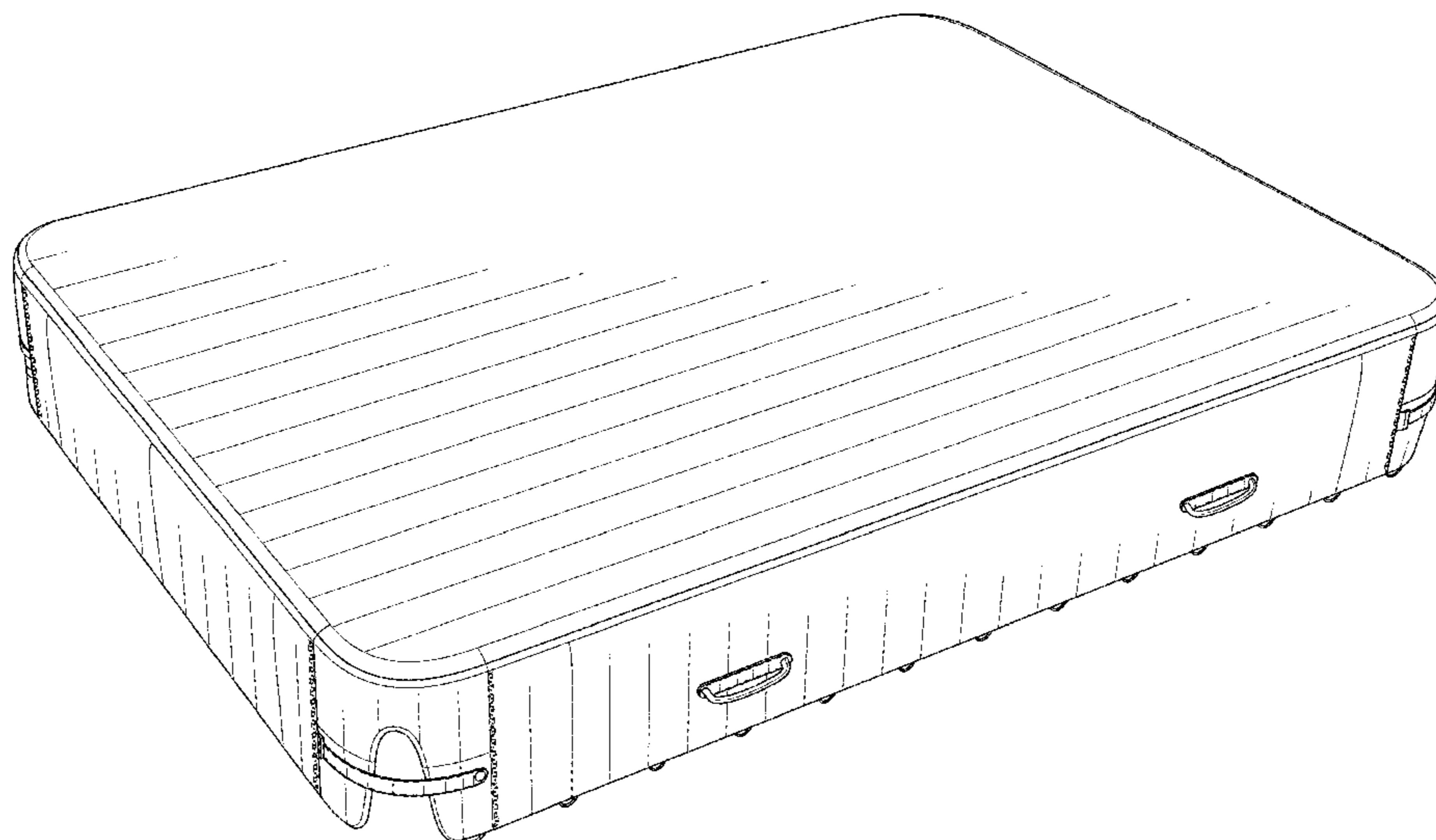
(57) **CLAIM**

The ornamental design of a spring mattress, as shown and described.

DESCRIPTION

FIG. 1 is a perspective view of a spring mattress showing my new design;
FIG. 2 is a front view of the spring mattress shown in FIG. 1;
FIG. 3 is a rear view of the spring mattress shown in FIG. 1;
FIG. 4 is a left side view of the spring mattress shown in FIG. 1;
FIG. 5 is a right side view of the spring mattress shown in FIG. 1; and,
FIG. 6 is a top plan view of the spring mattress shown in FIG. 1.
The bottom view is omitted as forming no part of the claimed design.
Broken lines indicate unclaimed subject matter forming no part of the claimed design.

1 Claim, 6 Drawing Sheets



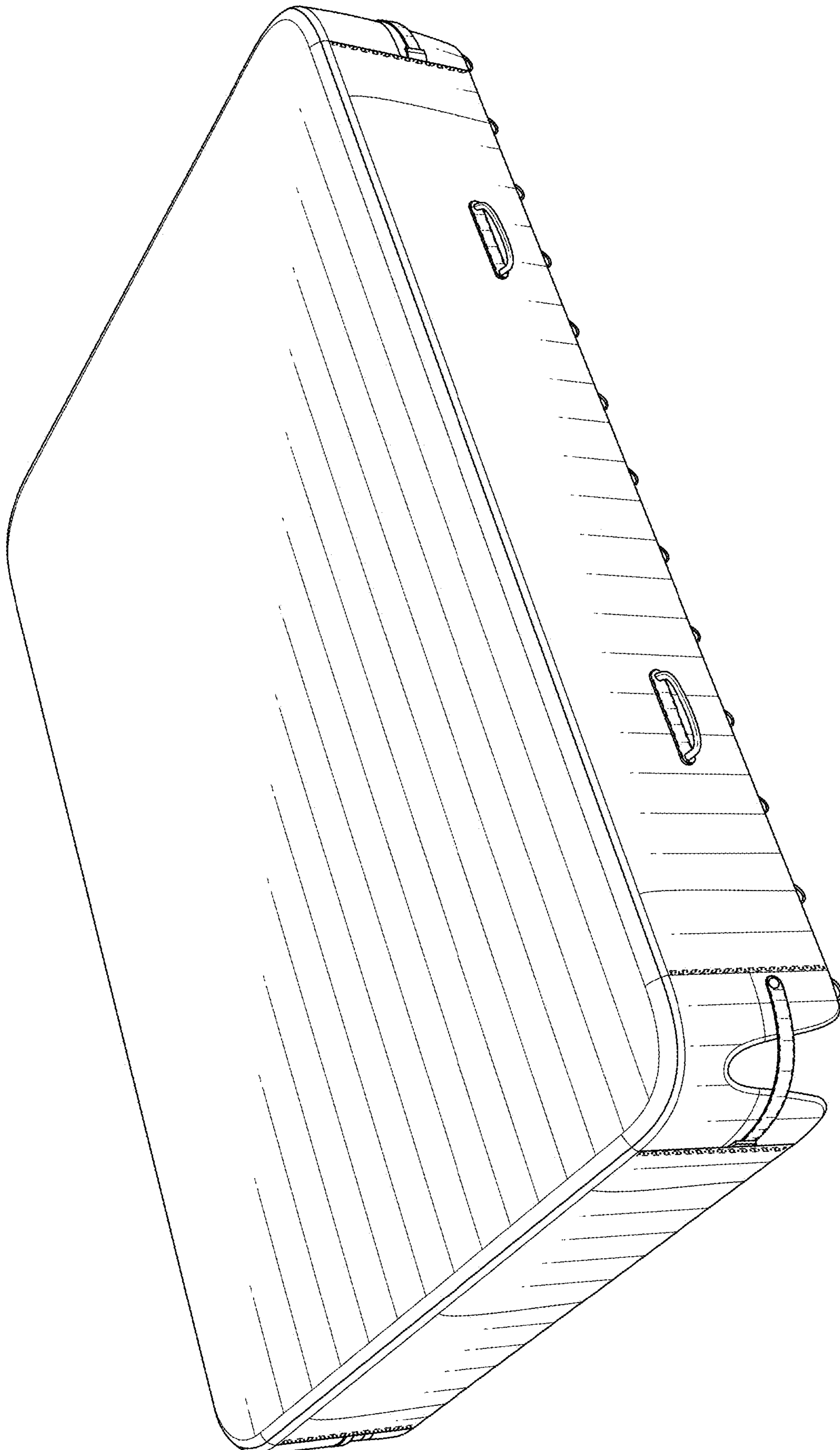


FIG. 1

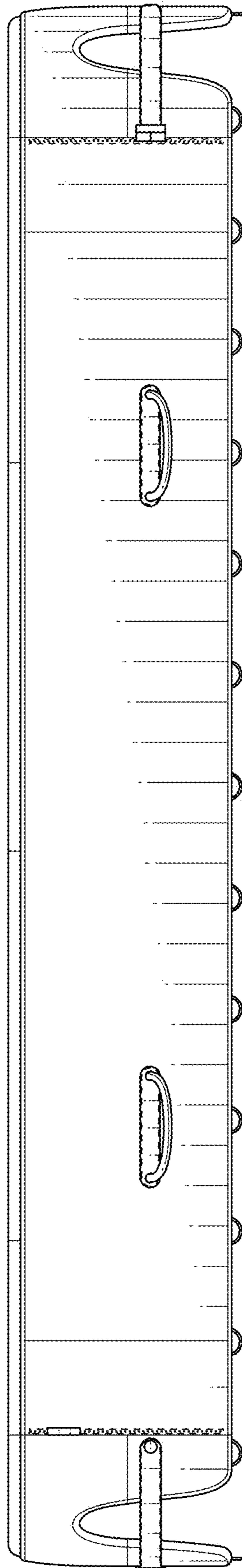


FIG. 2

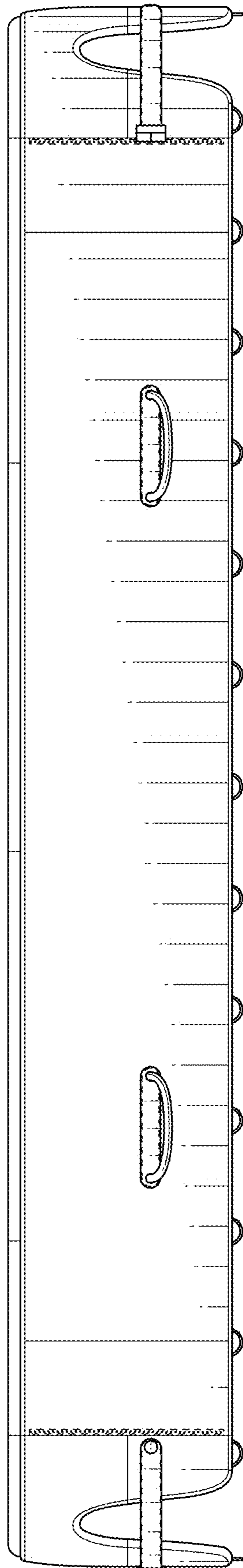


FIG. 3




FIG. 4




FIG. 5




FIG. 6