



US00D953066S

(12) **United States Design Patent**
Yu

(10) **Patent No.:** **US D953,066 S**
(45) **Date of Patent:** **** May 31, 2022**

(54) **FLOOR MAT**
(71) Applicant: **Xiaopeng Yu**, Taizhou (CN)
(72) Inventor: **Xiaopeng Yu**, Taizhou (CN)
(**) Term: **15 Years**
(21) Appl. No.: **29/727,829**
(22) Filed: **Mar. 13, 2020**
(51) **LOC (13) Cl.** **06-11**
(52) **U.S. Cl.**
USPC **D6/582**
(58) **Field of Classification Search**
USPC D6/582-588, 592, 596; D12/203;
D24/212; D32/57
CPC A47G 27/0206; A47G 27/0212; A47G
27/0218; A47G 27/0225; A47G 27/0237;
A47G 9/062; A47K 3/002; A47K 7/026;
A47L 23/26; A47L 23/266; A63B
21/4037; A63B 6/00; A63B 23/0464
See application file for complete search history.

D343,087 S * 1/1994 Kaiser D6/583
D771,837 S * 11/2016 Astacio A47G 27/0212
D25/117
D806,272 S * 12/2017 Bach B32B 7/12
D25/156
D894,634 S * 9/2020 Schluter D6/586
D896,928 S * 9/2020 Day F16F 3/0873
D23/261
10,779,670 B1 * 9/2020 Day A47G 27/0206
2011/0097151 A1 * 4/2011 Lee E01C 3/06
405/39
2012/0005821 A1 * 1/2012 Fowkes A47K 3/002
4/581
2019/0117040 A1 * 4/2019 Knight B32B 7/12

* cited by examiner

Primary Examiner — Kevin K Rudzinski
Assistant Examiner — Clare Ann Gannon
(74) *Attorney, Agent, or Firm* — Jiwen Chen; Jacobson
Holman PLLC

(57) **CLAIM**

The ornamental design for a floor mat, as shown and described.

(56) **References Cited**


U.S. PATENT DOCUMENTS

D43,499 S * 2/1913 Force D6/583
3,251,076 A * 5/1966 Burke F16F 3/0873
428/116
4,478,901 A * 10/1984 Dickens A47G 27/0212
404/36
D281,752 S * 12/1985 Dickens D6/582
4,807,412 A * 2/1989 Frederiksen A47G 27/0212
52/177
D301,529 S * 6/1989 Jonker D25/156
D301,530 S * 6/1989 Jonker D25/155

DESCRIPTION

FIG. 1 is a perspective view of the floor mat showing the design;
FIG. 2 is a top plan view thereof;
FIG. 3 is a bottom plan view thereof;
FIG. 4 is a front elevational view thereof;
FIG. 5 is a rear elevational view thereof;
FIG. 6 is a left side view thereof; and,
FIG. 7 is a right side view thereof.

1 Claim, 5 Drawing Sheets






FIG. 1

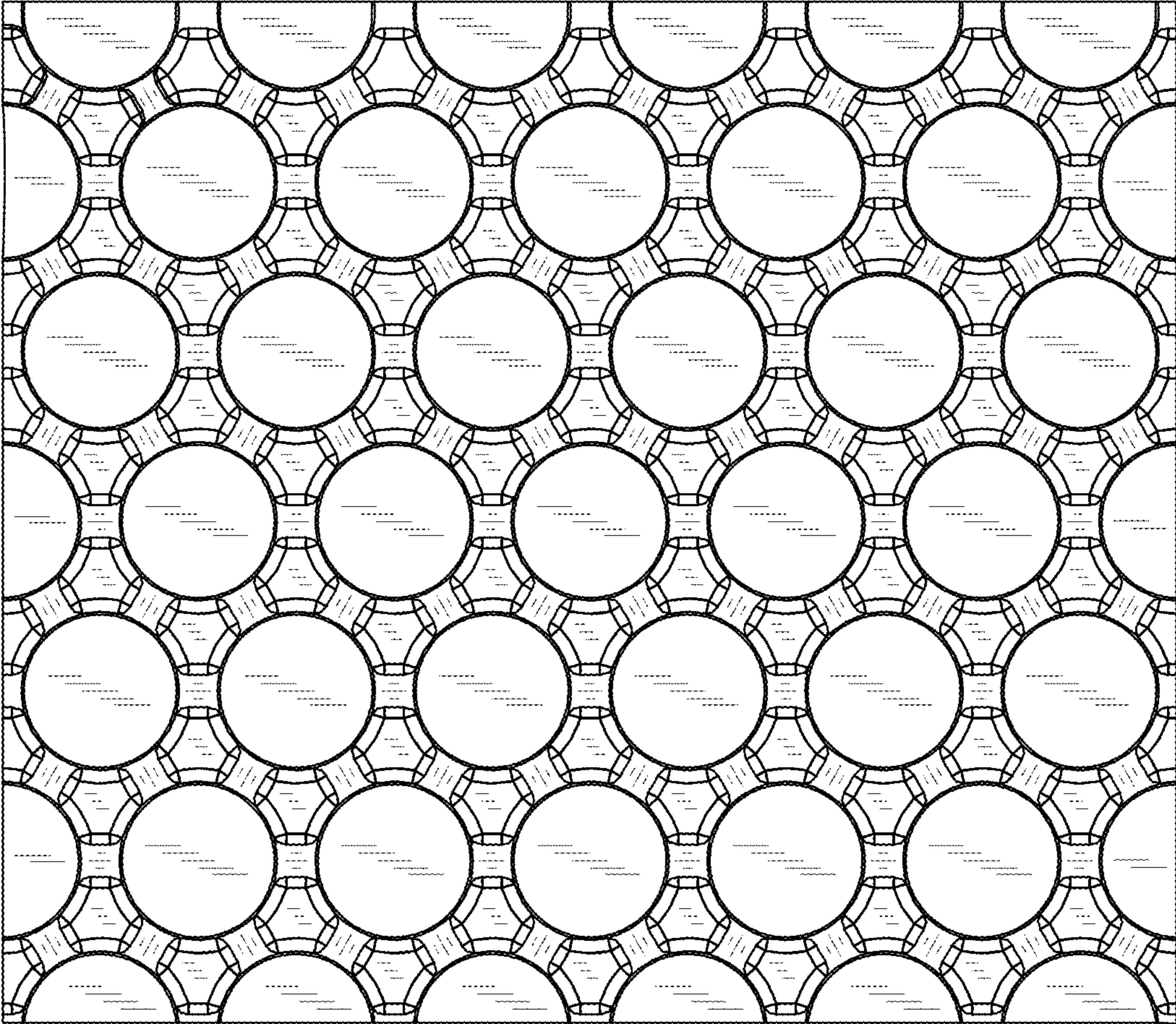


FIG. 2




FIG. 3

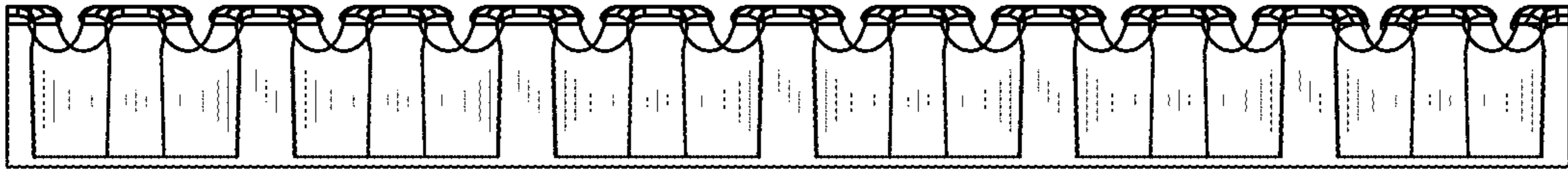


FIG. 4

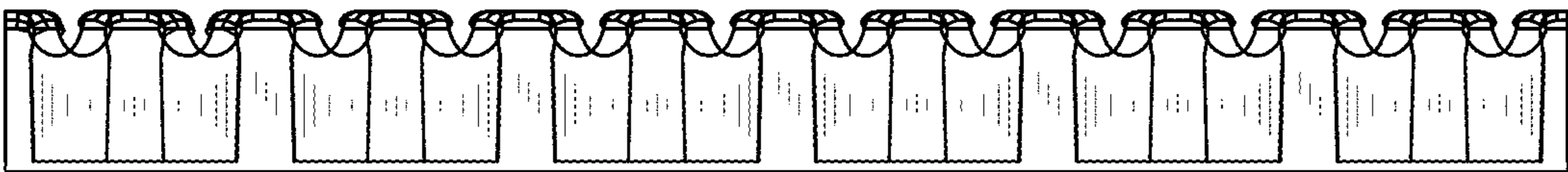


FIG. 5

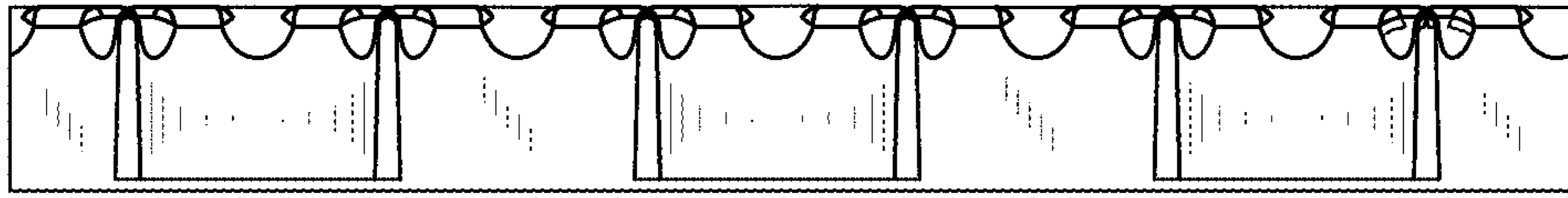


FIG. 6

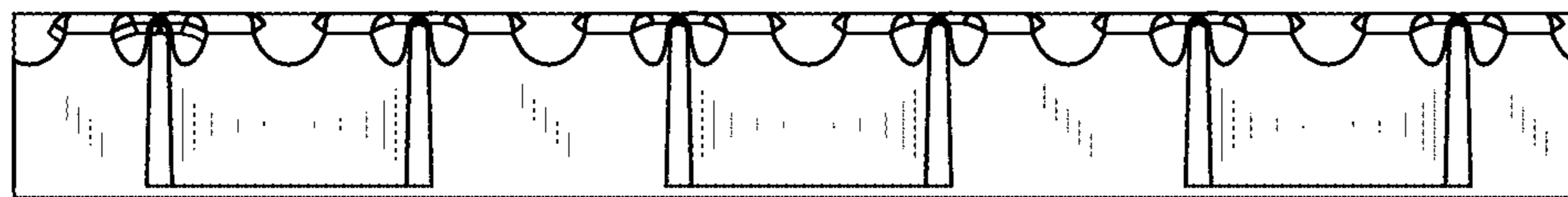


FIG. 7