



US00D953033S

(12) **United States Design Patent** (10) **Patent No.:** **US D953,033 S**
Wu (45) **Date of Patent:** **** May 31, 2022**

(54) **BATTERY CASE**

(71) Applicant: **GOOD-MART INC.**, Arcadia, CA (US)
(72) Inventor: **Jie Wu**, Arcadia, CA (US)
(73) Assignee: **GOOD-MART INC.**, Arcadia, CA (US)
(**) Term: **15 Years**

(21) Appl. No.: **29/775,502**
(22) Filed: **Mar. 24, 2021**
(51) **LOC (13) Cl.** **03-01**
(52) **U.S. Cl.**
USPC **D3/282**; D3/284
(58) **Field of Classification Search**
USPC D3/905, 273, 276, 280, 282, 284, 294,
D3/298, 302, 304
CPC B25H 3/00; B25H 3/003; B25H 3/006;
B25H 3/02; B25H 3/06
See application file for complete search history.

(56) **References Cited**

U.S. PATENT DOCUMENTS

D343,289 S	1/1994	Duley	
D347,729 S	6/1994	Bible, Jr.	
D380,611 S	7/1997	Mancusi	
D412,397 S *	8/1999	Liu	D3/282
D490,375 S *	5/2004	Pomerance	D3/295
D557,897 S *	12/2007	Richardson	D3/294
D602,251 S *	10/2009	Furrer	D3/276
D633,294 S *	3/2011	Jamison	D3/282
D890,694 S *	7/2020	Heroux	D13/103
D907,921 S *	1/2021	Koval	D3/282
D920,671 S *	6/2021	Brunner	D3/294
D925,915 S *	7/2021	Austin	D3/315

OTHER PUBLICATIONS

Amazon, "Battery Organizer Storage Holder Box . . .", First on sale Jul. 3, 2021. (<https://www.amazon.com/dp/B098L6F7FF/?th=1>) (Year: 2021).*

Amazon, "Battery Organizer Storage Case with Tester . . .", First on sale Aug. 27, 2021. (<https://www.amazon.com/dp/B09DSQJG9W/>) (Year: 2021).*

* cited by examiner

Primary Examiner — April Rivas

(74) *Attorney, Agent, or Firm* — Zhihua Han; Wen IP LLC

(57) **CLAIM**

The ornamental design for a battery case, as shown and described.

DESCRIPTION

FIG. 1 is a front, left, top perspective view of a battery case, showing my new design;
FIG. 2 is a front elevation view thereof;
FIG. 3 is a rear elevation view thereof;
FIG. 4 is a right side elevation view thereof;
FIG. 5 is a left side elevation view thereof;
FIG. 6 is a top plan view thereof;
FIG. 7 is a bottom plan view thereof;
FIG. 8 is a front, left, top perspective view thereof, with the front door shown in an open configuration;
FIG. 9 is a front elevation view thereof, with the front door in an open configuration;
FIG. 10 is a rear, right, top perspective view thereof, with the rear door shown in an open configuration; and,
FIG. 11 is a top, right, rear perspective view thereof, with the front door and the rear door both shown in open configurations.

1 Claim, 11 Drawing Sheets





FIG. 1



FIG. 2



FIG. 3




FIG. 4




FIG. 5




FIG. 6




FIG. 7



FIG. 8



FIG. 9



FIG. 10



FIG. 11