



US00D953025S

(12) **United States Design Patent** (10) **Patent No.:** **US D953,025 S**
Laemle (45) **Date of Patent:** **** May 31, 2022**

(54) **PEN WALLET**
(71) Applicant: **David Laemle**, Westwood, NJ (US)
(72) Inventor: **David Laemle**, Westwood, NJ (US)
(73) Assignee: **Davro Design**, Westwood, NJ (US)
(**) Term: **15 Years**
(21) Appl. No.: **29/752,024**

D728,230 S 5/2015 Oas
D738,619 S * 9/2015 Gluck D3/247
D817,316 S 5/2018 Srour
D832,256 S * 10/2018 King D14/432
10,506,857 B2 * 12/2019 Altschul A45C 13/002
D874,454 S * 2/2020 Lederer D14/253
D878,039 S 3/2020 Cantoli-Alves
D887,132 S 6/2020 Puglisi et al.
D902,194 S * 11/2020 Gluck D14/253
D903,312 S * 12/2020 Bauer D3/247
2009/0250366 A1 * 10/2009 Esfahani B43K 23/002
206/371

(Continued)

(22) Filed: **Sep. 24, 2020**
(51) **LOC (13) Cl.** **03-01**
(52) **U.S. Cl.**
USPC **D3/249**
(58) **Field of Classification Search**
USPC D3/247, 249–251; D14/250, 251–254;
D19/77, 81, 84, 87, 189, 202, 204
CPC ... A45C 11/182; A45C 2011/002; A45C 1/06;
A45C 2011/186; A45C 2001/065
See application file for complete search history.

OTHER PUBLICATIONS

“Silicone Phone Wallet with Stylus Pen, Phone Card Holder—Set of 4 (Assorted)”, first available Apr. 26, 2021, Amazon.com, site visited Jan. 12, 2022: <https://www.amazon.com/Silicone-Phone-Wallet-Stylus-Holder/dp/B093GX7P7S> (Year: 2021).*

Primary Examiner — Jennifer L Watkins
Assistant Examiner — Samantha Lynne Brodowski
(74) *Attorney, Agent, or Firm* — David Laemle

(56) **References Cited**

U.S. PATENT DOCUMENTS

D201,479 S * 6/1965 Green D19/84
D212,479 S * 10/1968 Price D19/77
D310,301 S * 9/1990 Burrow 224/312
D314,865 S 2/1991 Tuisku
D321,913 S * 11/1991 Wolff D20/27
D361,782 S * 8/1995 Chung D19/26
D410,951 S * 6/1999 Schwarzwaelder D19/135
D431,719 S 10/2000 Mucarquer
D446,548 S * 8/2001 Green D19/81
D485,980 S * 2/2004 Moses D3/206
6,691,863 B1 * 2/2004 Veenstra A45C 11/04
206/371
D572,313 S * 7/2008 Pitt D20/43
D603,904 S * 11/2009 Esfahani D19/81
D620,981 S * 8/2010 Sturken D19/81
D645,505 S * 9/2011 Melnick D19/2
8,567,460 B1 10/2013 Lentsch

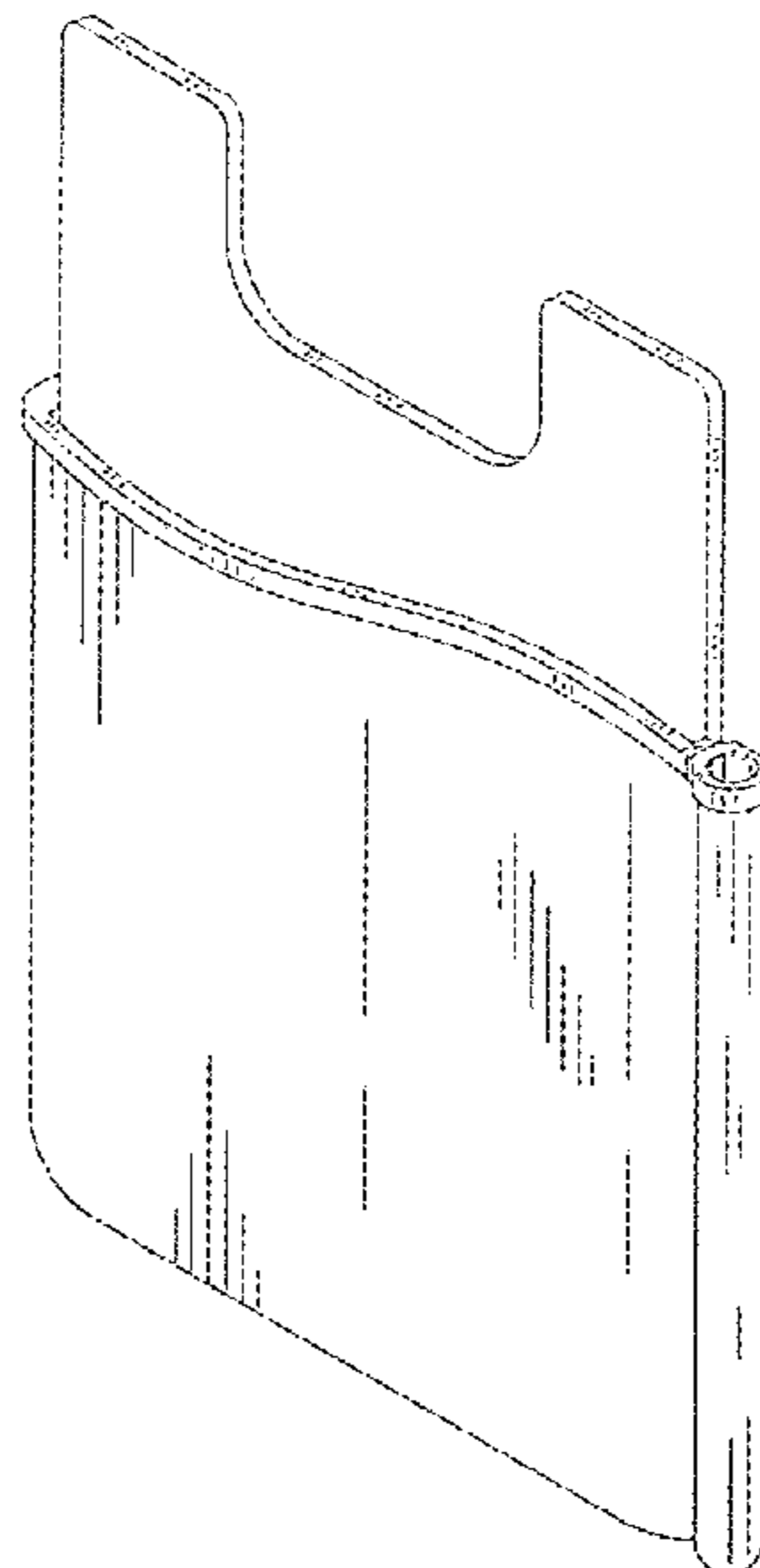
(57) **CLAIM**

The ornamental design for the pen wallet, as shown and described.

DESCRIPTION

FIG. 1 is a front perspective of pen wallet in accordance with the new design;
FIG. 2 is a front view thereof;
FIG. 3 is a back view thereof;
FIG. 4 is a right side view thereof;
FIG. 5 is a left side view thereof;
FIG. 6 is a top view thereof; and,
FIG. 7 is a bottom view thereof.
The broken lines in FIG. 6 depict portions of the article and form no part of the claim.

1 Claim, 5 Drawing Sheets



(56)

References Cited

U.S. PATENT DOCUMENTS

2017/0196331 A1* 7/2017 Gluck A45C 11/182

* cited by examiner

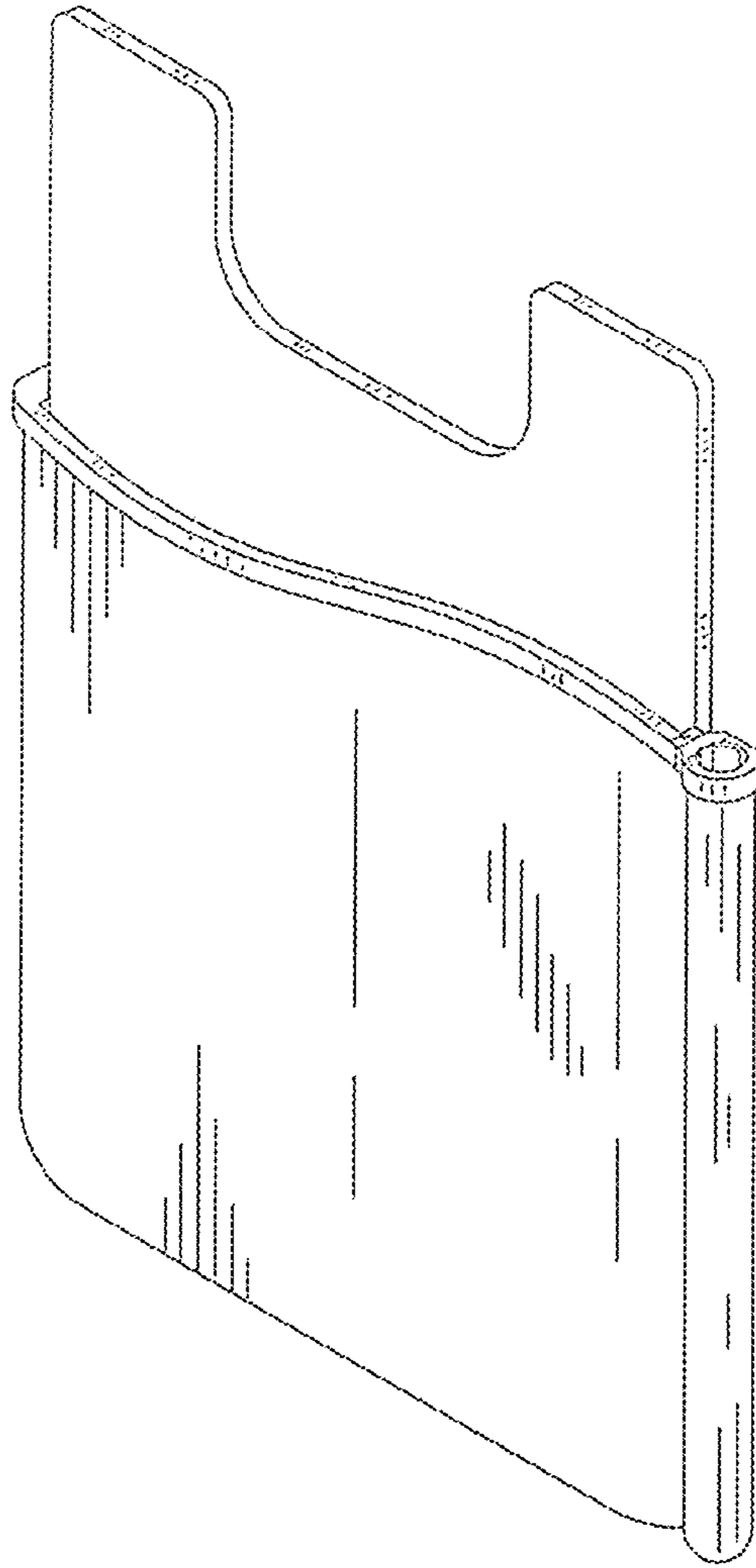


FIG. 1

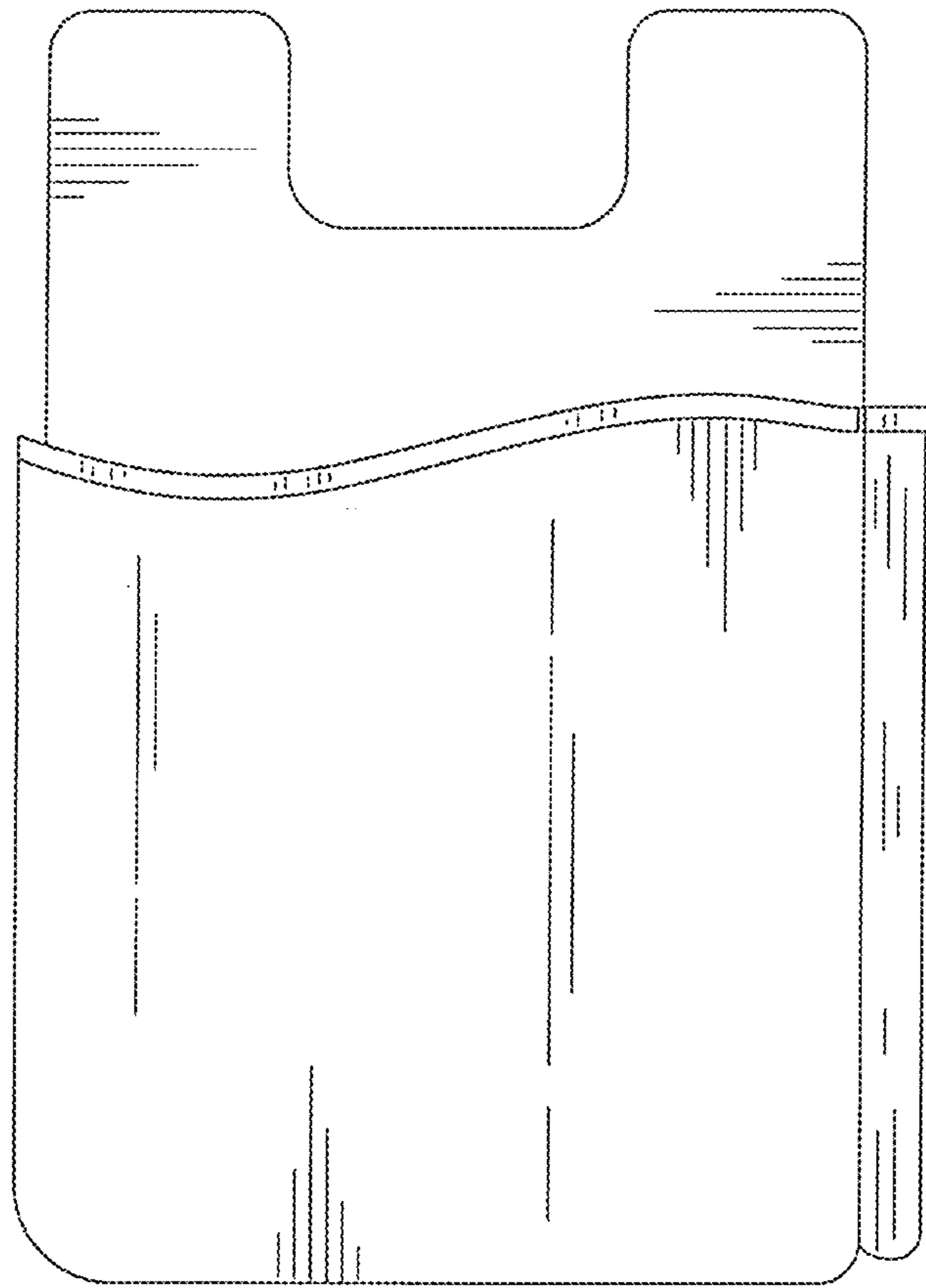


FIG. 2

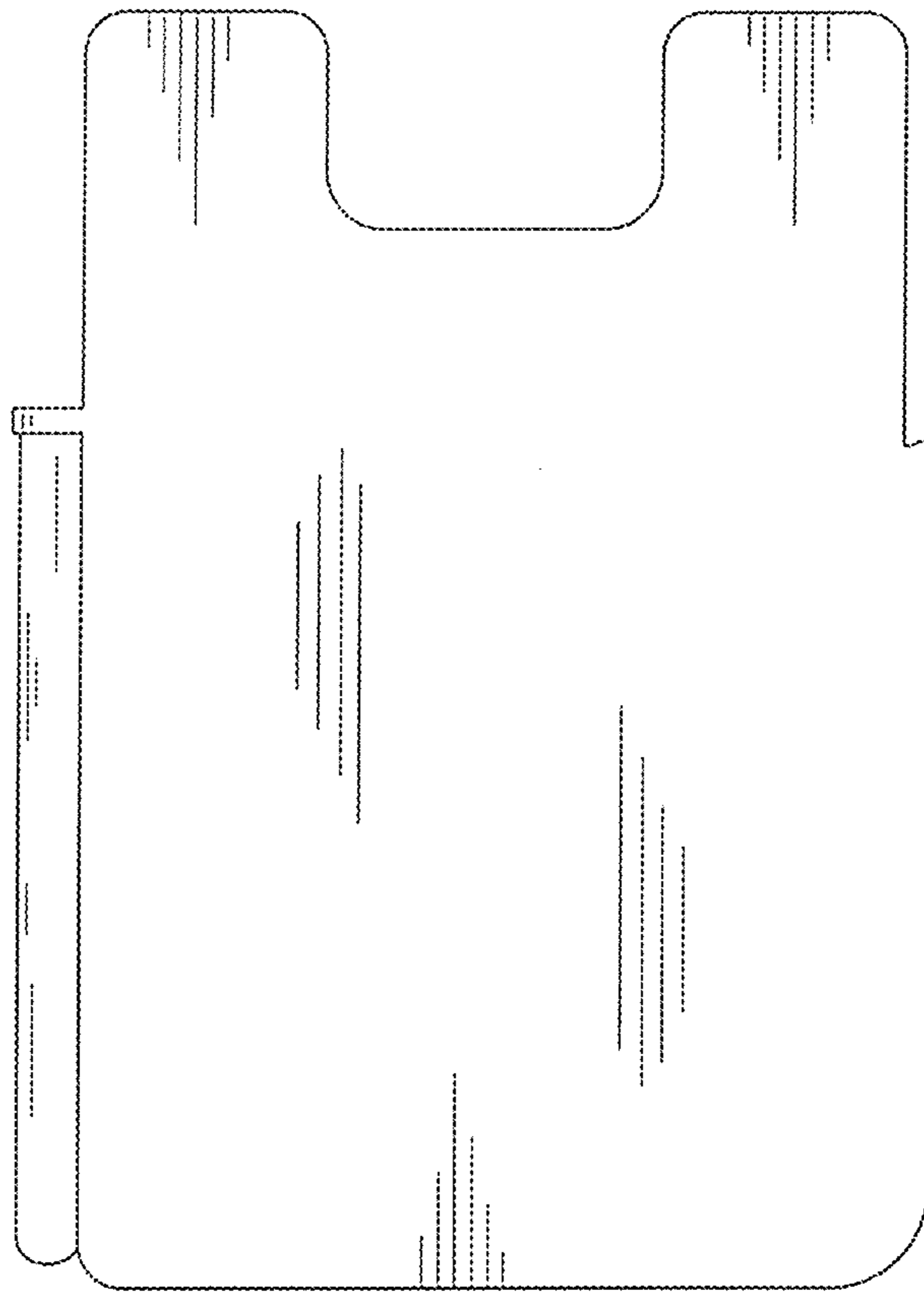


FIG. 3

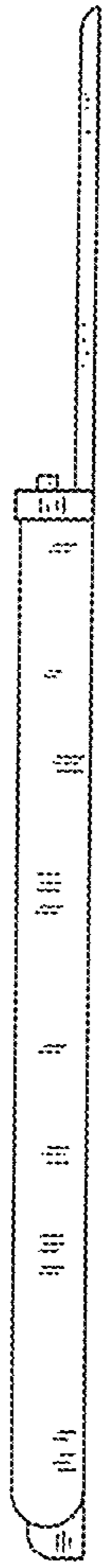


FIG. 4

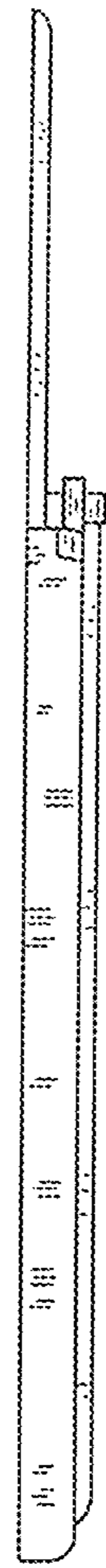


FIG. 5




FIG. 6




FIG. 7