



US00D953016S

(12) **United States Design Patent**
Ortega

(10) **Patent No.:** **US D953,016 S**

(45) **Date of Patent:** **** May 31, 2022**

(54) **ITEM STORAGE BAG**

(71) Applicant: **Luz Ortega**, Hendersonville, TN (US)

(72) Inventor: **Luz Ortega**, Hendersonville, TN (US)

(**) Term: **15 Years**

(21) Appl. No.: **29/779,452**

(22) Filed: **Apr. 19, 2021**

D610,795 S *	3/2010	Dejadon	D3/203.1
D819,959 S *	6/2018	Choi	D3/217
D836,334 S *	12/2018	Chung	A45C 3/06
				D3/243
D851,393 S *	6/2019	Carter	D3/217
D867,751 S *	11/2019	Seip	D3/217
D880,847 S *	4/2020	Huang	D3/217
D885,042 S *	5/2020	Li	D3/217
D895,272 S *	9/2020	Zhitian	D3/217
D896,504 S *	9/2020	Li	D3/217
D914,360 S *	3/2021	Guyon	D3/217
D917,160 S *	4/2021	Guyon	D3/217
D918,571 S *	5/2021	Davis	D3/201

Related U.S. Application Data

(63) Continuation-in-part of application No. 29/680,620, filed on Feb. 18, 2019, now abandoned, and a continuation-in-part of application No. 16/218,406, filed on Dec. 12, 2018.

(51) **LOC (13) Cl.** **03-01**

(52) **U.S. Cl.**
USPC **D3/217**

(58) **Field of Classification Search**
USPC D3/201, 216, 217, 273, 276, 279, 283,
D3/285, 289, 290, 900, 902, 905, 257,
D3/258, 254; D7/605, 607
CPC A45C 2003/008; A45C 2005/035; A45C
7/009; A45C 13/02; A45C 2013/025;
A45C 2013/026; B25H 3/02; C05F 17/95
See application file for complete search history.

(56) **References Cited**

U.S. PATENT DOCUMENTS

2,053,599 A	9/1936	Clarence	
2,331,428 A	10/1943	Selezneff	
2,937,680 A	5/1960	Harrison, Jr.	
3,759,356 A	9/1973	Bostick et al.	
5,209,279 A	5/1993	Wilson	
5,868,227 A	2/1999	Garcia	
6,334,519 B1	1/2002	Tong	
D543,021 S *	5/2007	Lee D3/216

OTHER PUBLICATIONS

Amazon, "GabiAma" First on sale Apr. 3, 2021. (<https://www.amazon.com/GabiAma/dp/B091ND8STD>) (Year: 2021).*

* cited by examiner

Primary Examiner — April Rivas

(57) **CLAIM**

The ornamental design for an item storage bag, as shown and described.

DESCRIPTION

FIG. 1 is a front-left-top perspective view of an item storage bag showing my new design;
FIG. 2 is a front-right-bottom perspective view thereof;
FIG. 3 is a rear-left-bottom perspective view thereof;
FIG. 4 is a rear-right-top perspective view thereof;
FIG. 5 is a front elevational view thereof;
FIG. 6 is a rear elevational view thereof;
FIG. 7 is a left elevational view thereof;
FIG. 8 is a right elevational view thereof;
FIG. 9 is a top plan view thereof; and,
FIG. 10 is a bottom plan view thereof.

1 Claim, 10 Drawing Sheets

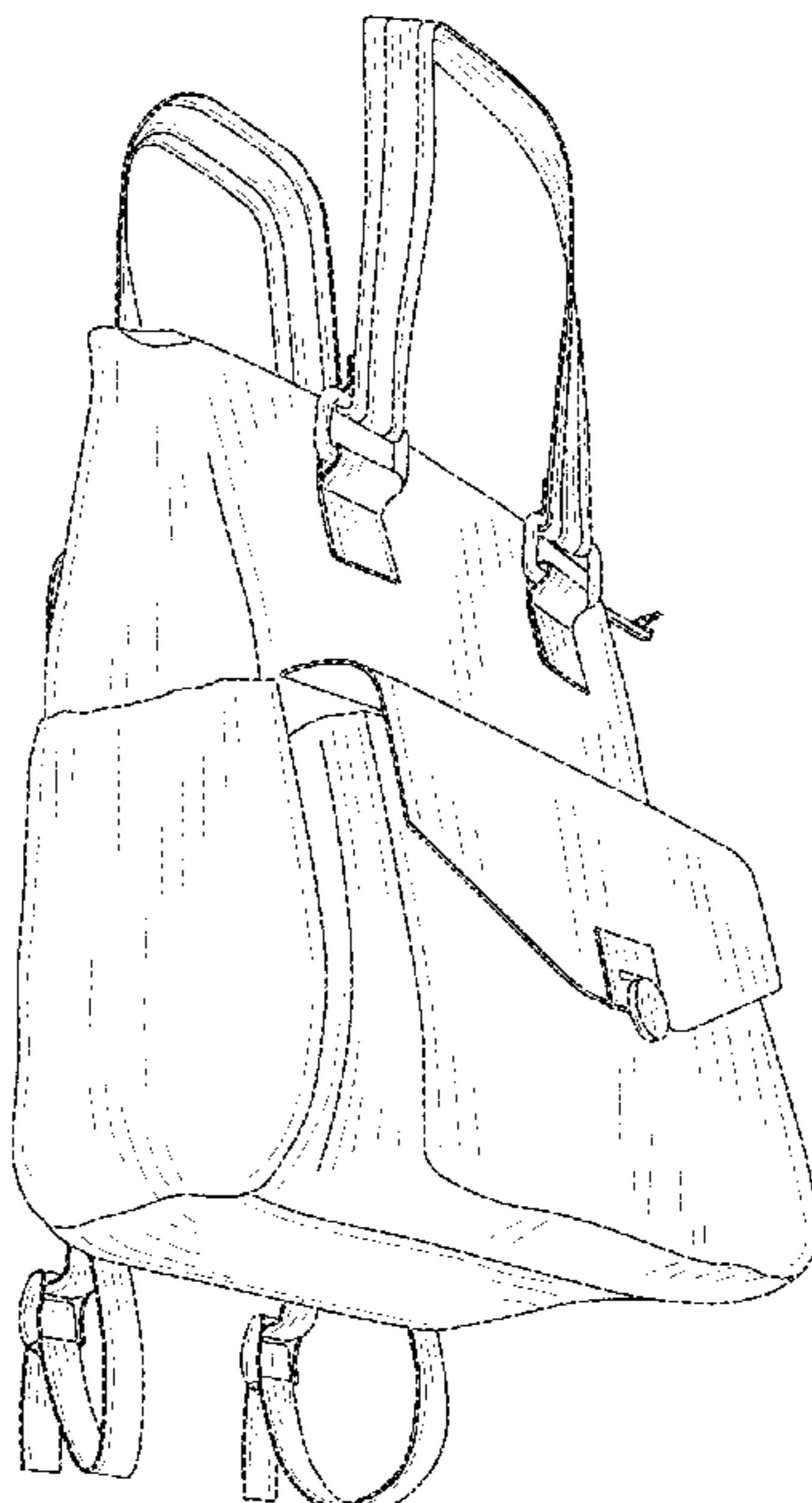




FIG. 1

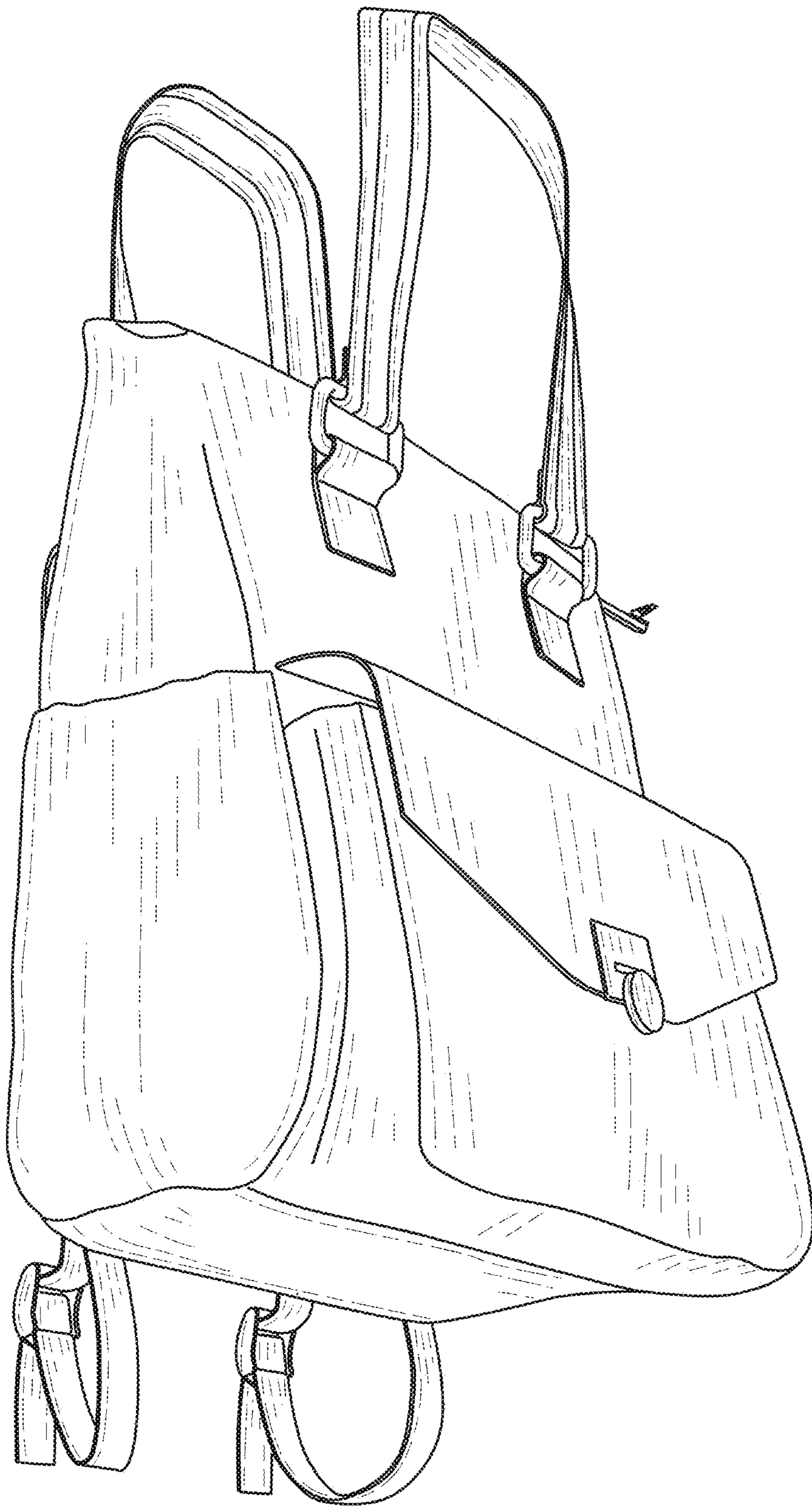


FIG. 2

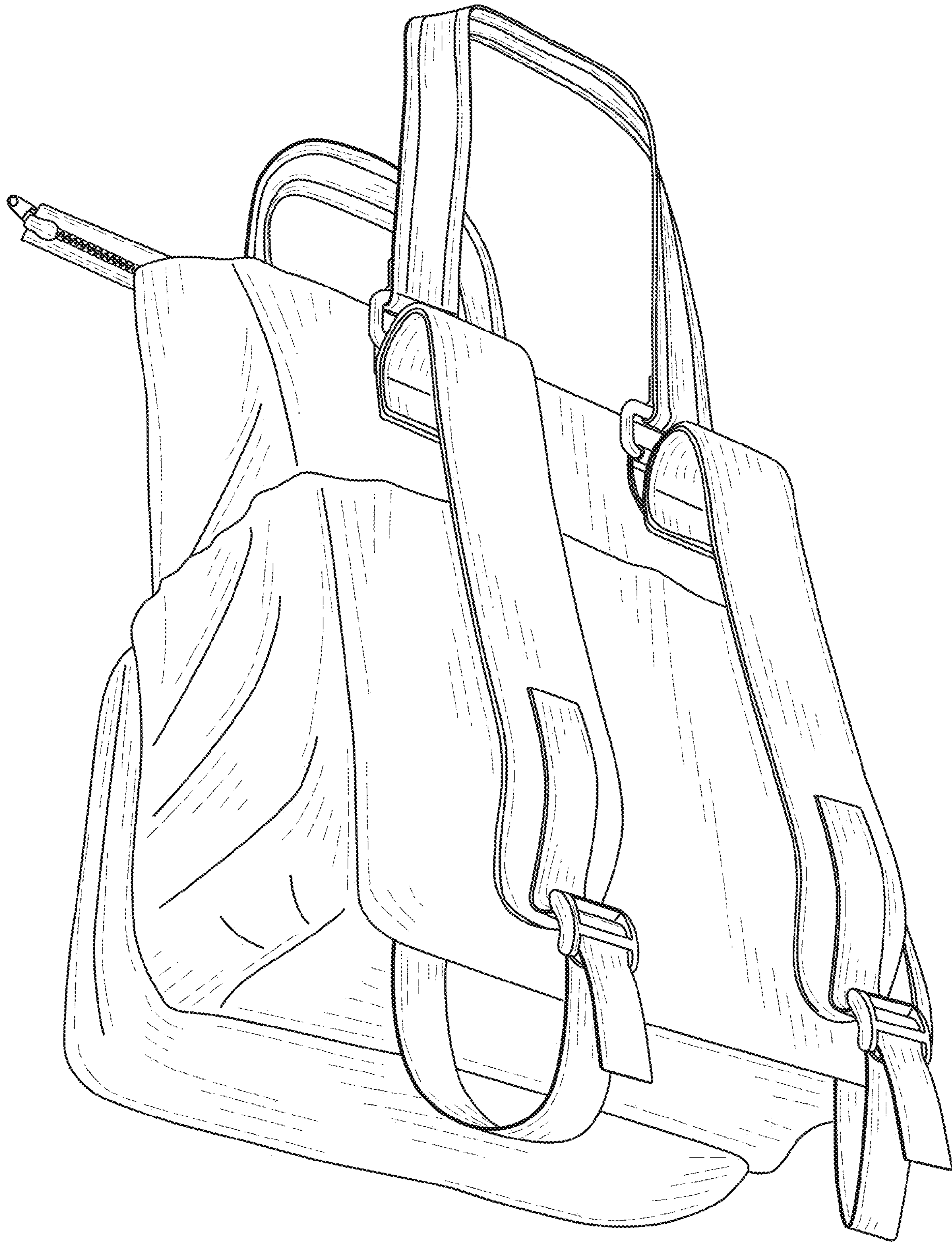


FIG. 3



FIG. 4



FIG. 5

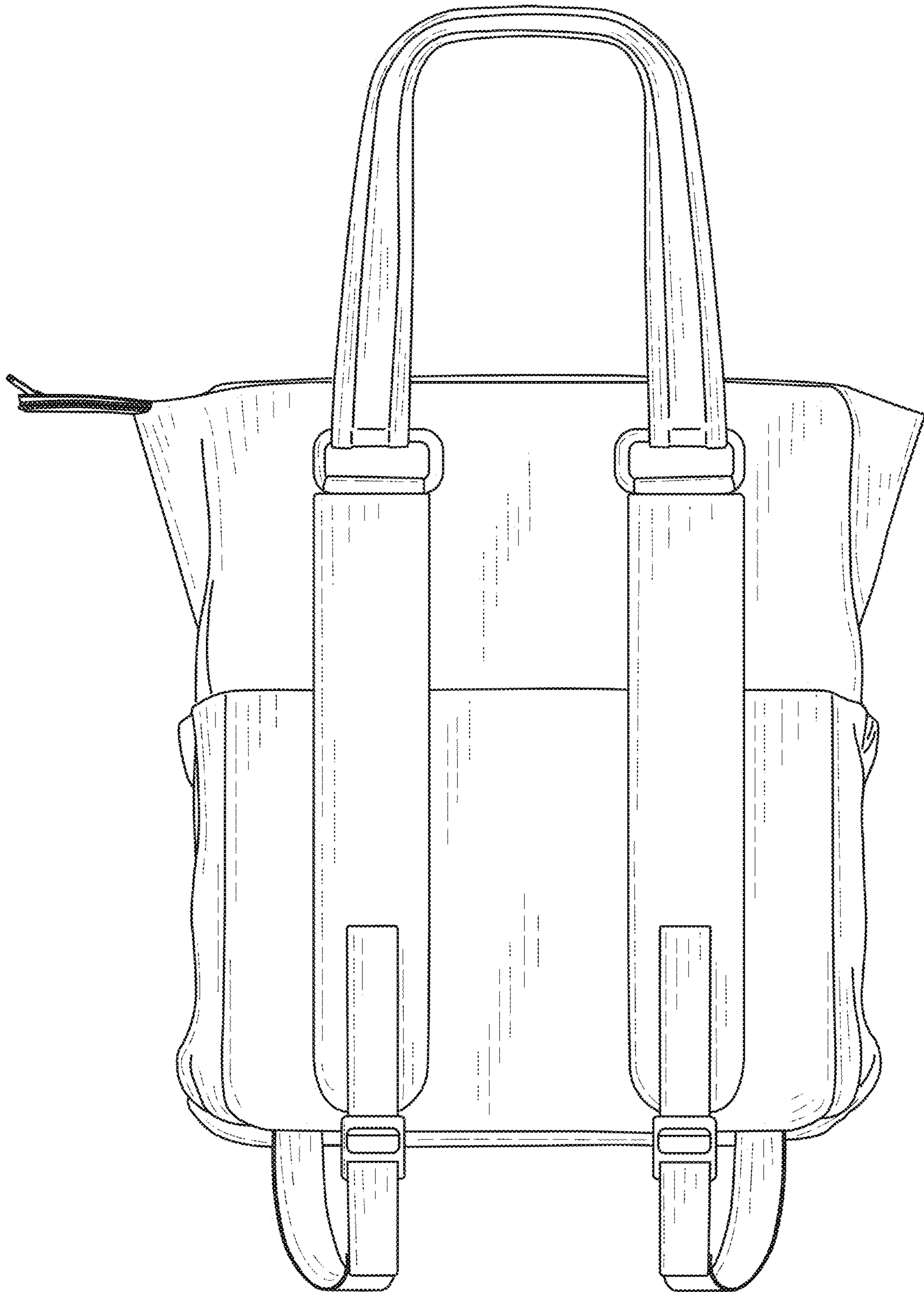


FIG. 6

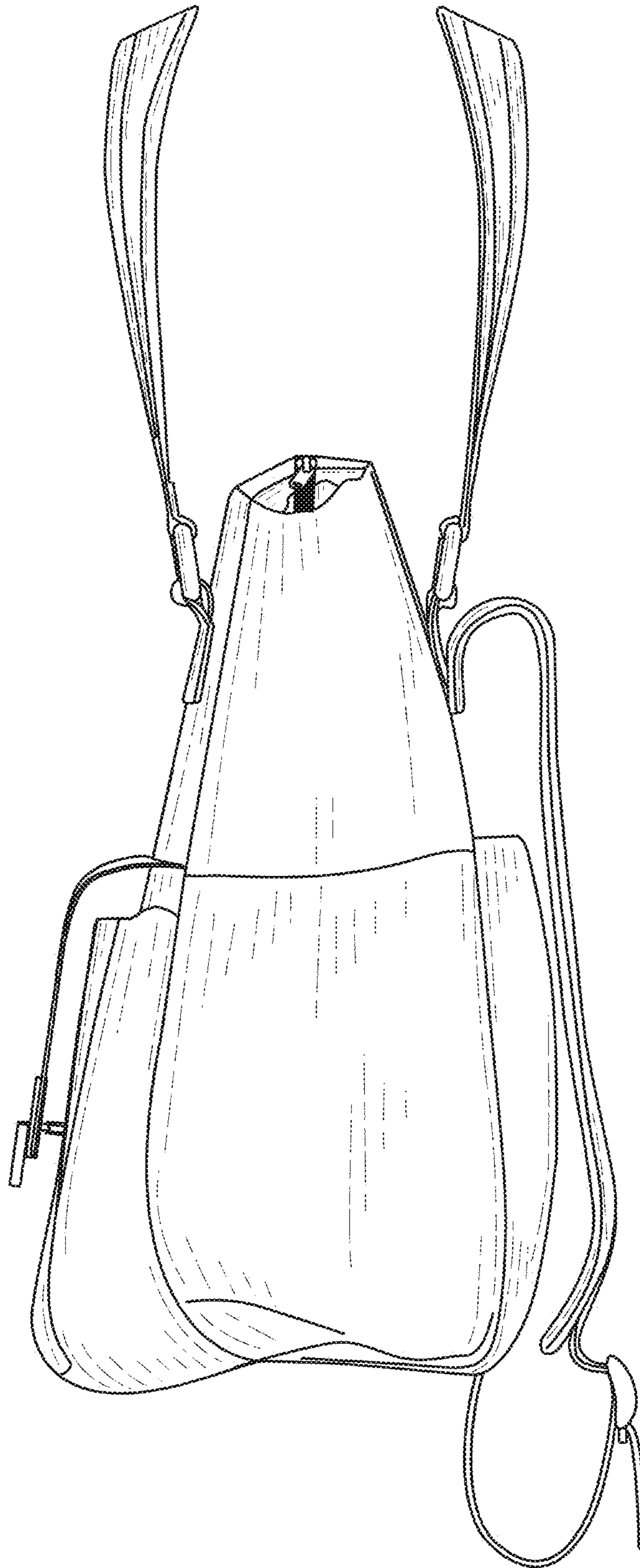


FIG. 7

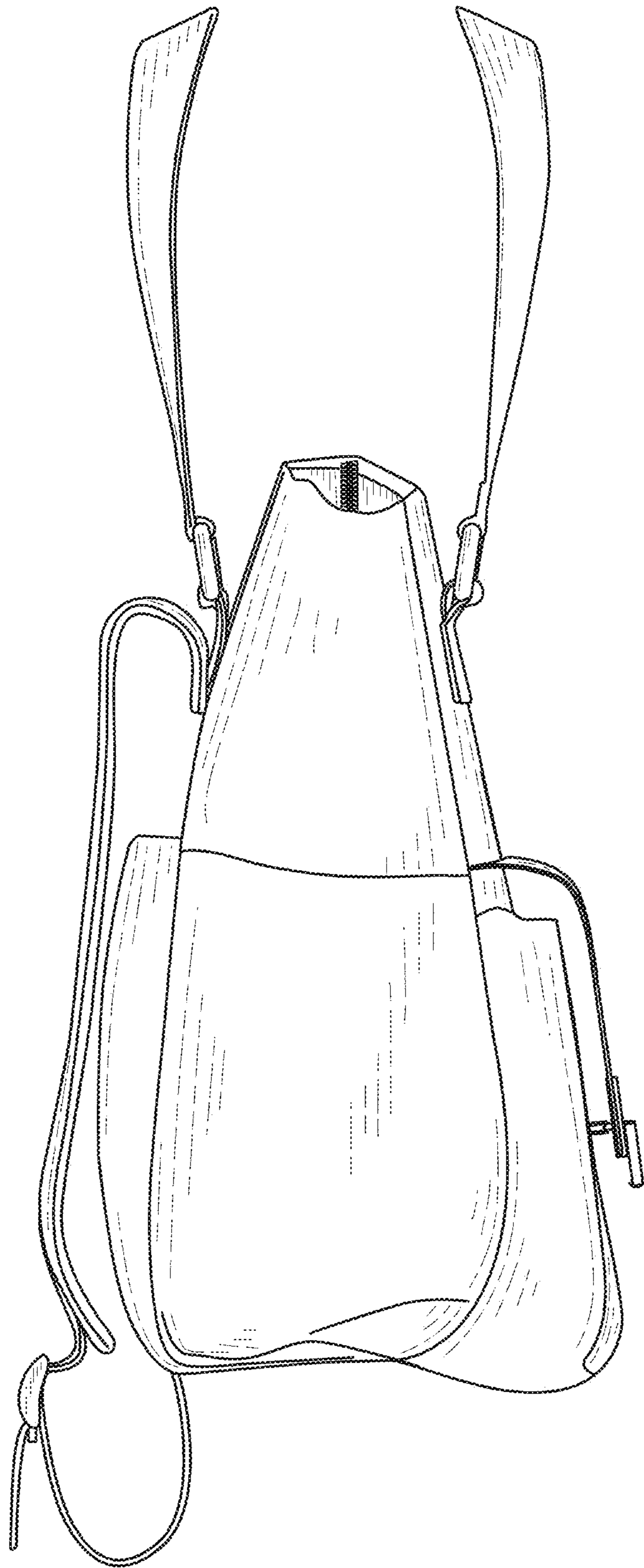


FIG. 8

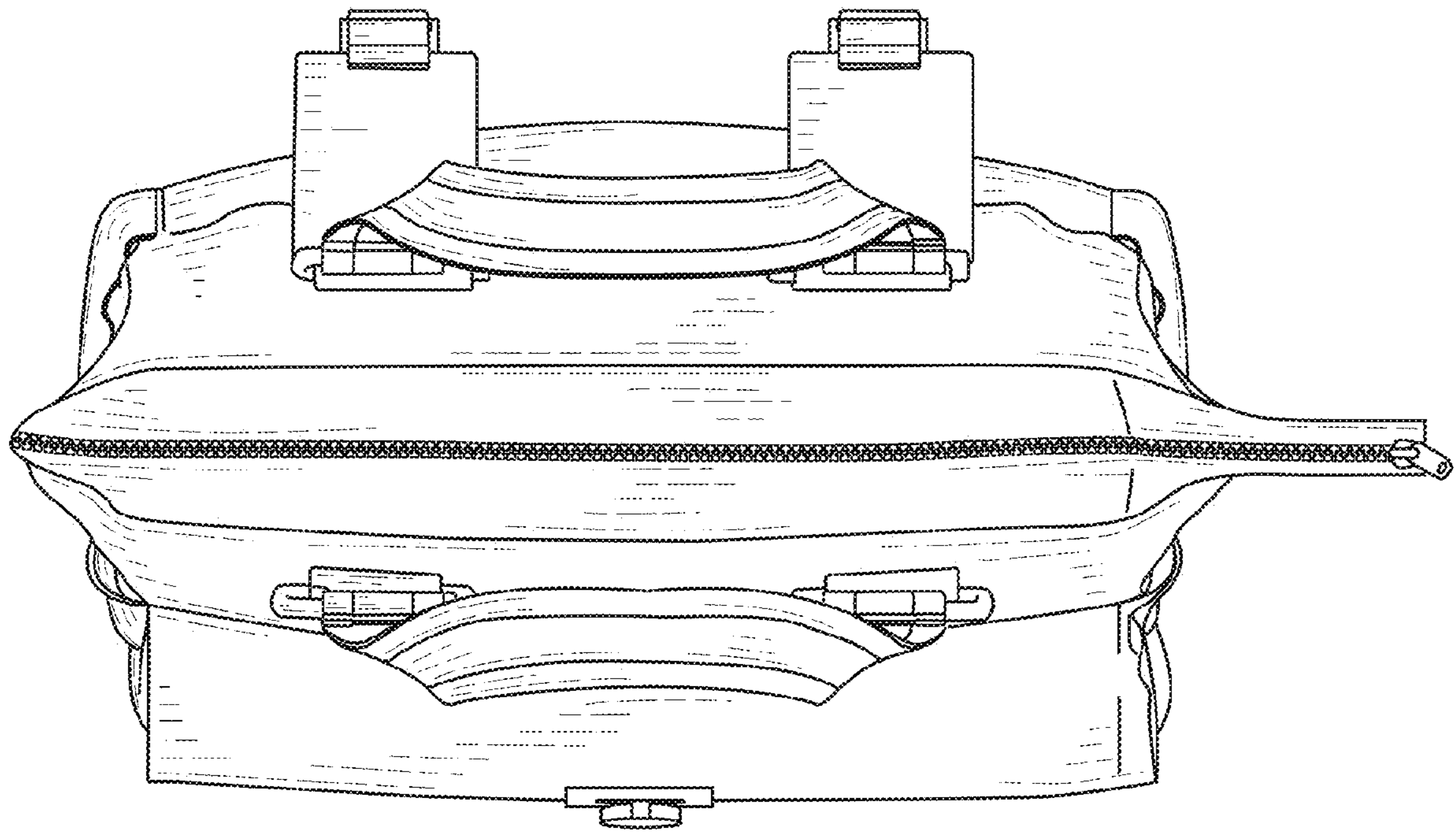


FIG. 9

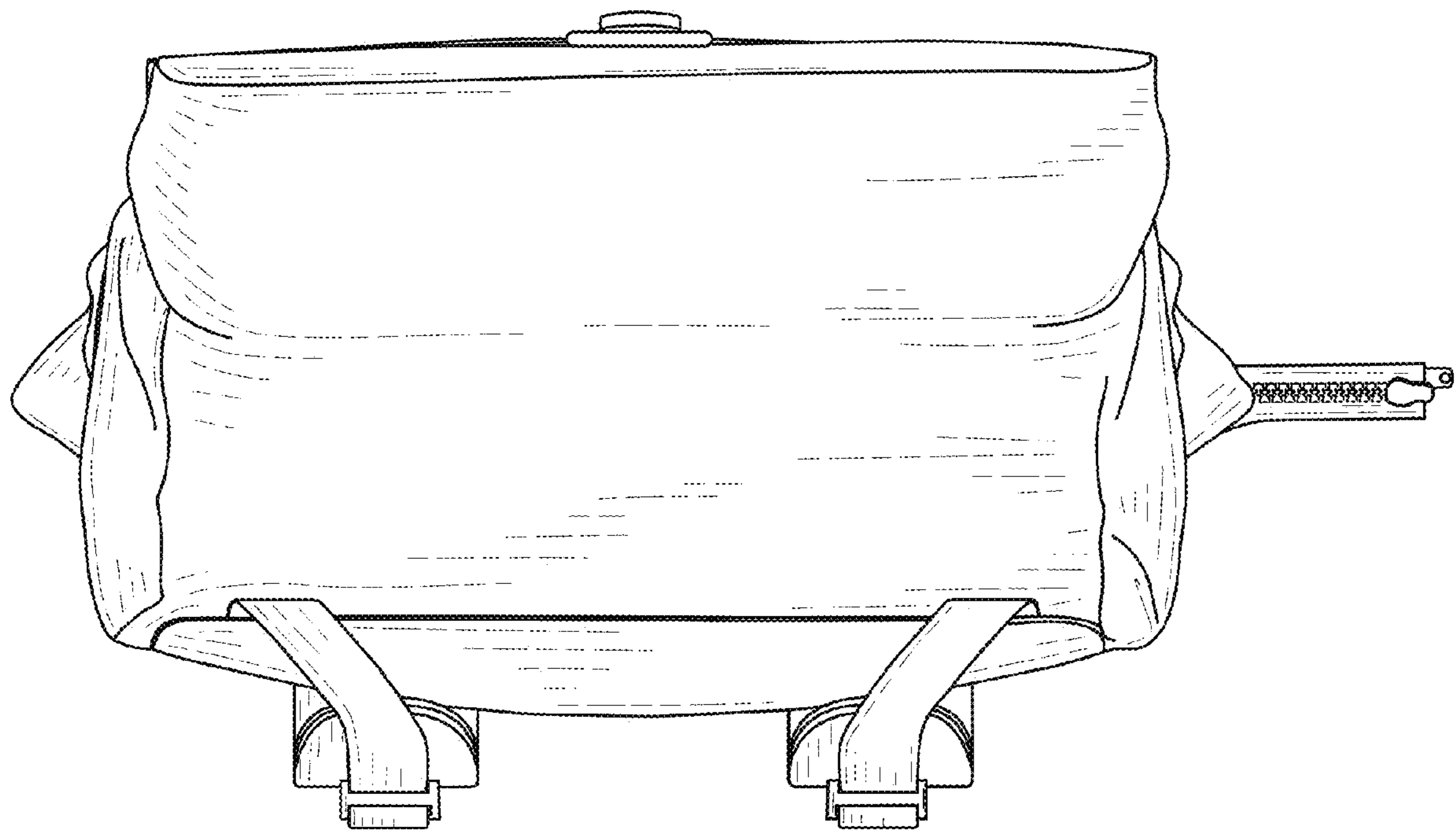


FIG. 10