



US00D953006S

(12) **United States Design Patent**
Dunbar et al.

(10) **Patent No.:** **US D953,006 S**

(45) **Date of Patent:** **** May 31, 2022**

- (54) **CUSHION FOR A FLAT HEEL SHOE**
- (71) Applicant: **ANTONIA SAINT NY, LLC**, Long Island City, NY (US)
- (72) Inventors: **Antonia Saint Dunbar**, Long Island City, NY (US); **Obed M. Cepeda**, Long Island City, NY (US)

- 4,813,157 A * 3/1989 Boisvert A43B 7/142
36/145
- 6,119,373 A * 9/2000 Gebhard A43B 3/14
36/103
- D536,518 S * 2/2007 Gallegos D2/961
- D619,347 S * 7/2010 Raimondo D2/961
- D657,946 S * 4/2012 Champagne D2/961
- D790,826 S * 7/2017 Fadil D2/961
- D790,827 S * 7/2017 Fadil D2/961

(Continued)

- (73) Assignee: **ANTONIA SAINT NY, LLC**, Long Island City, NY (US)

(**) Term: **15 Years**

(21) Appl. No.: **29/743,175**

(22) Filed: **Jul. 20, 2020**

(51) **LOC (13) Cl.** **02-04**

(52) **U.S. Cl.**
USPC **D2/961**

(58) **Field of Classification Search**
USPC D2/914, 916, 919, 923, 946, 947-960,
D2/961, 962, 976, 977; D24/124-126
CPC A43B 17/00; A43B 17/003; A43B 17/006;
A43B 17/02; A43B 17/023; A43B 17/03;
A43B 17/08; A43B 17/14; A43B 13/00;
A43B 13/02; A43B 13/04; A43B 13/12;
A43B 13/14; A43B 13/20; A43B 13/24;
A43B 13/40; A43B 13/41; A43B 13/42;
A43B 11/007; A43B 11/008; A43B 11/02
See application file for complete search history.

(56) **References Cited**

U.S. PATENT DOCUMENTS

- 730,366 A * 6/1903 Gunthorp A43B 7/18
36/179
- 3,068,872 A * 12/1962 Brody A43B 23/22
36/154
- D263,644 S * 4/1982 Vinnecour D2/961
- 4,603,698 A * 8/1986 Guttman Cherniak
A43B 7/1415
36/162

OTHER PUBLICATIONS

Natalie Kimani, Innovation Fridays: Is This THE “My Feet Are Killing Me” Solution?, announced Oct. 13, 2017 [online], [site visited Oct. 30, 2021]. Available from internet, URL: <https://tdsblog.com/antonia-saint-ny/> (Year: 2017).*

Primary Examiner — Elizabeth J Oswecki

Assistant Examiner — Yelizaveta Y Masalimova

(74) *Attorney, Agent, or Firm* — Epstein Drangel LLP;
Robert L. Epstein

(57) **CLAIM**


The ornamental design for a cushion for a flat heel shoe, as shown and described.

DESCRIPTION

FIG. 1 is a top, front and right side isometric view of a cushion for a flat heel shoe showing our new design;
FIG. 2 is a bottom, rear, left side isometric view thereof;
FIG. 3 is a front elevation view thereof;
FIG. 4 is a rear elevation view thereof;
FIG. 5 is a left side elevation view thereof;
FIG. 6 is a right side elevation view thereof;
FIG. 7 is a top plan view thereof;
FIG. 8 is a bottom plan view thereof; and,
FIG. 9 is a top, front, right side isometric exploded view thereof, shown with a flat heel shoe in broken lines for environment.

The portions of a shoe shown in FIG. 9 in broken lines do not constitute part of the claimed design.

1 Claim, 6 Drawing Sheets



(56)

References Cited

U.S. PATENT DOCUMENTS

D800,911	S *	10/2017	Diemer	D24/192
D805,278	S *	12/2017	Dunbar	D2/939
D807,004	S *	1/2018	Martinez	D2/961
D818,686	S *	5/2018	Storelli	D2/961
D831,941	S *	10/2018	Cuini	D2/961
D858,968	S *	9/2019	Storelli	D2/961
2002/0178614	A1 *	12/2002	Issler	A43B 3/26 36/43
2018/0168278	A1 *	6/2018	Saint Dunbar	A43B 17/14

* cited by examiner



FIG. 1

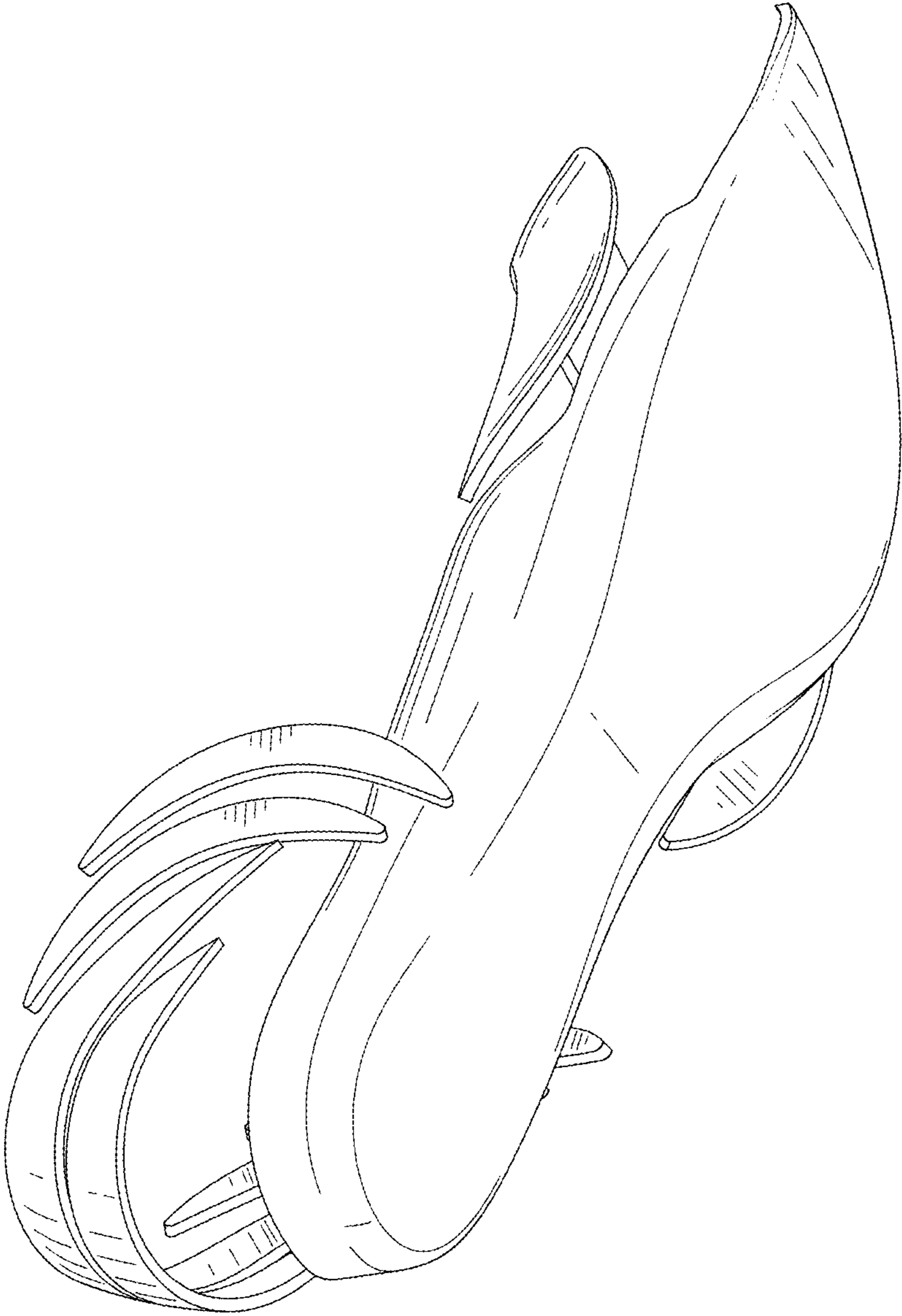


FIG. 2

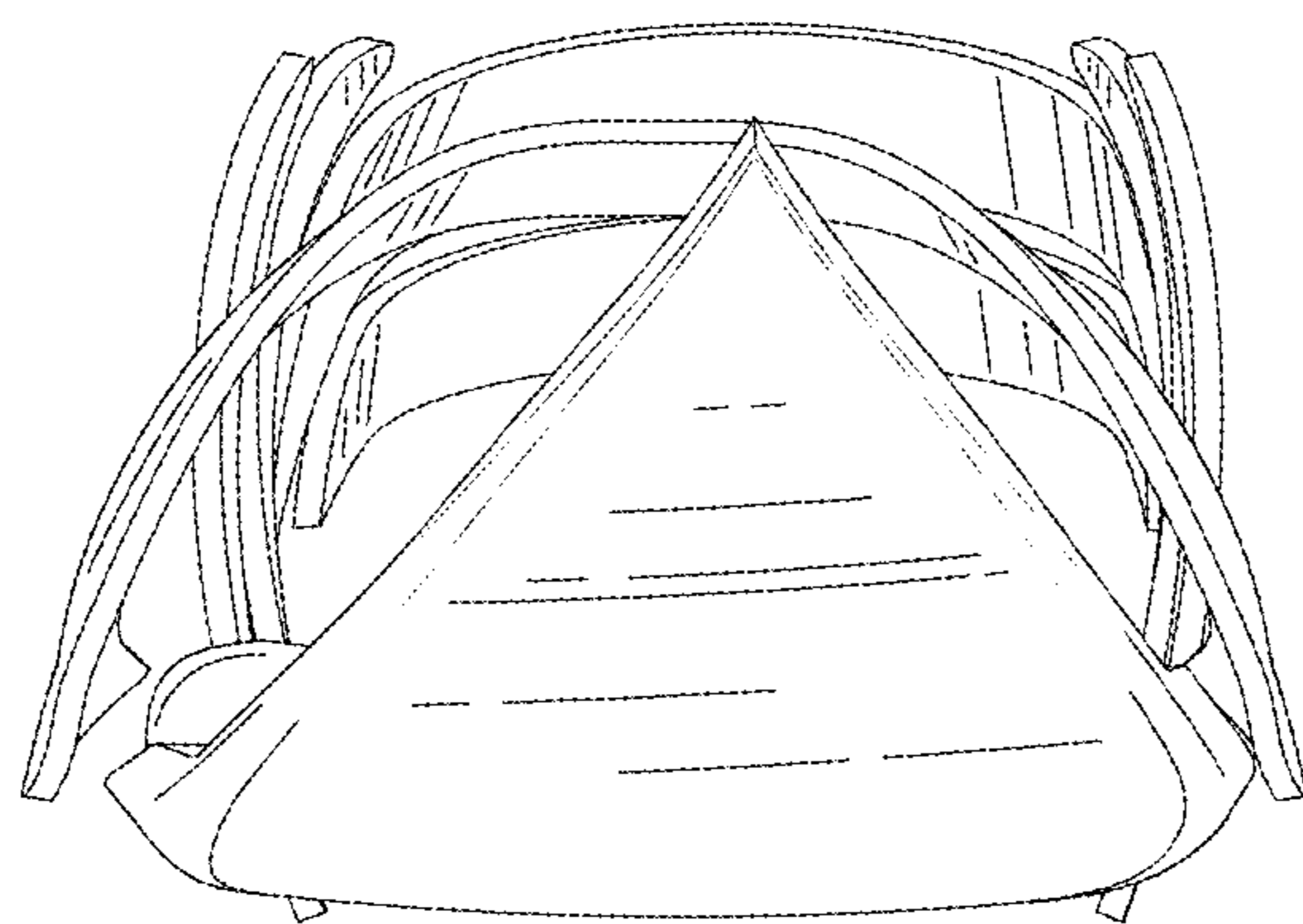


FIG. 3

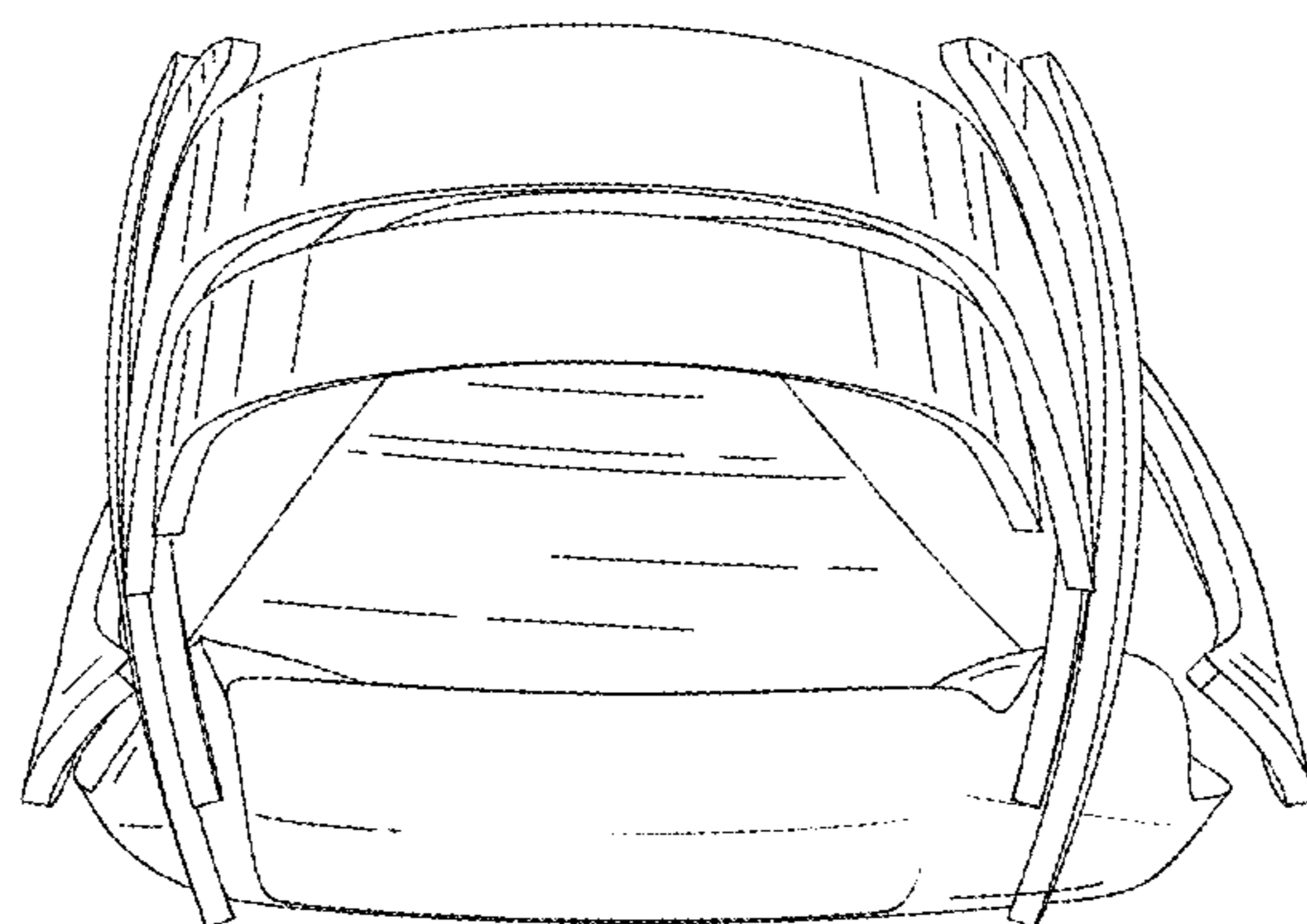


FIG. 4

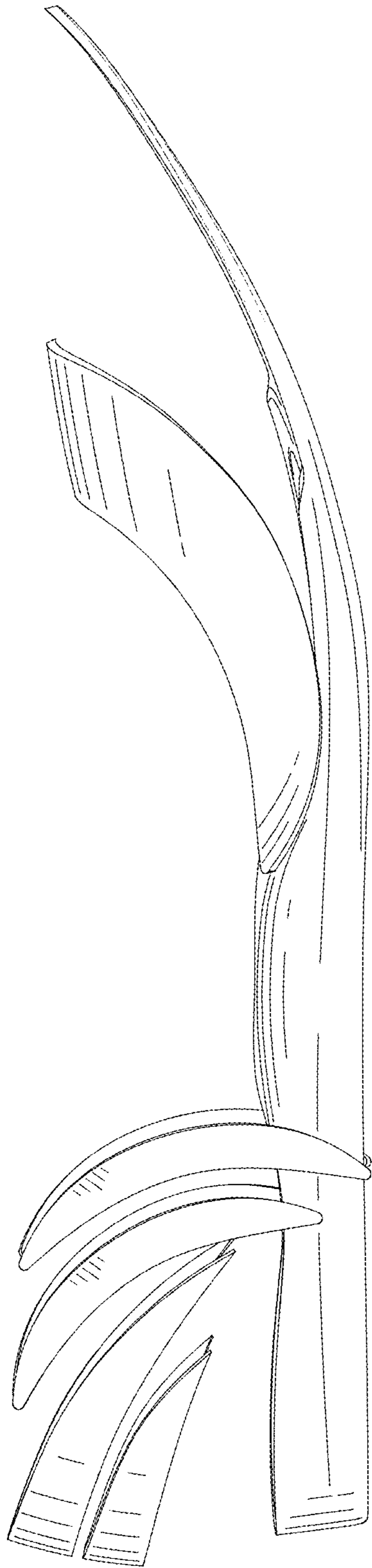


FIG. 5

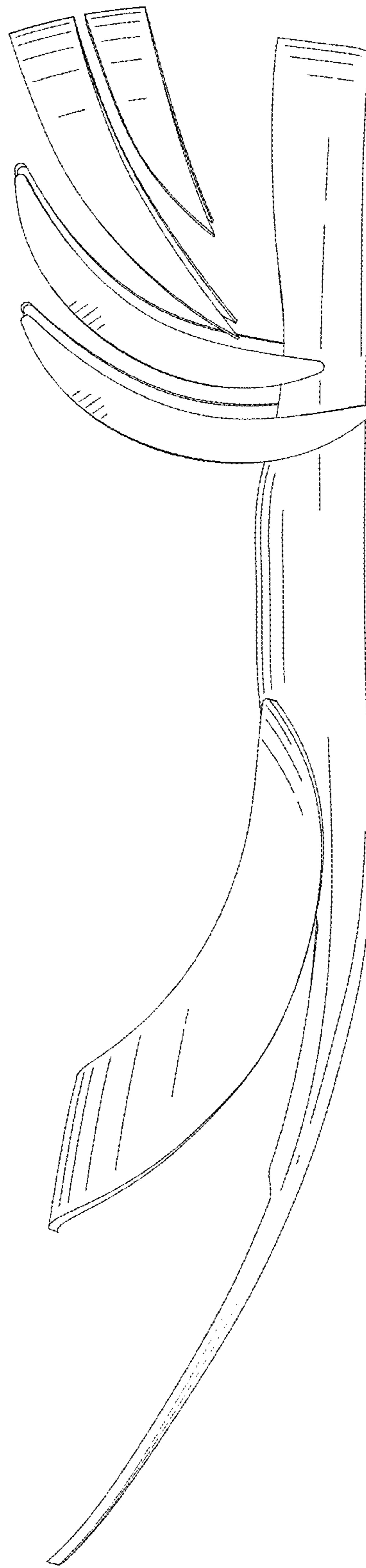


FIG. 6

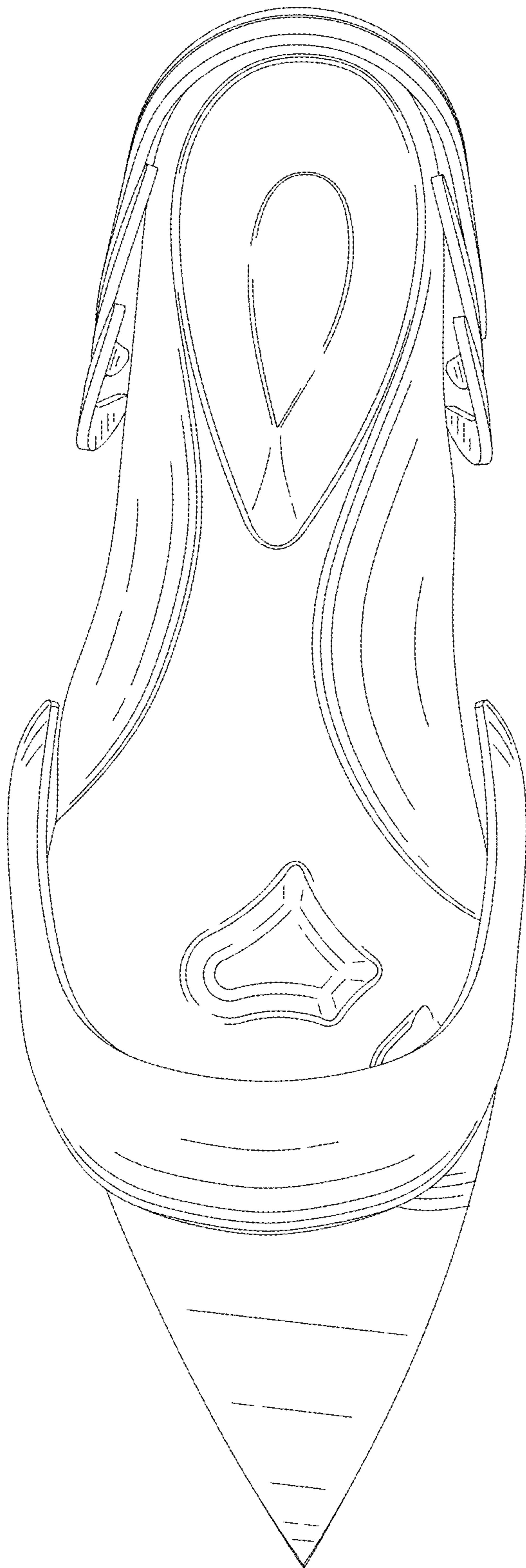


FIG. 7

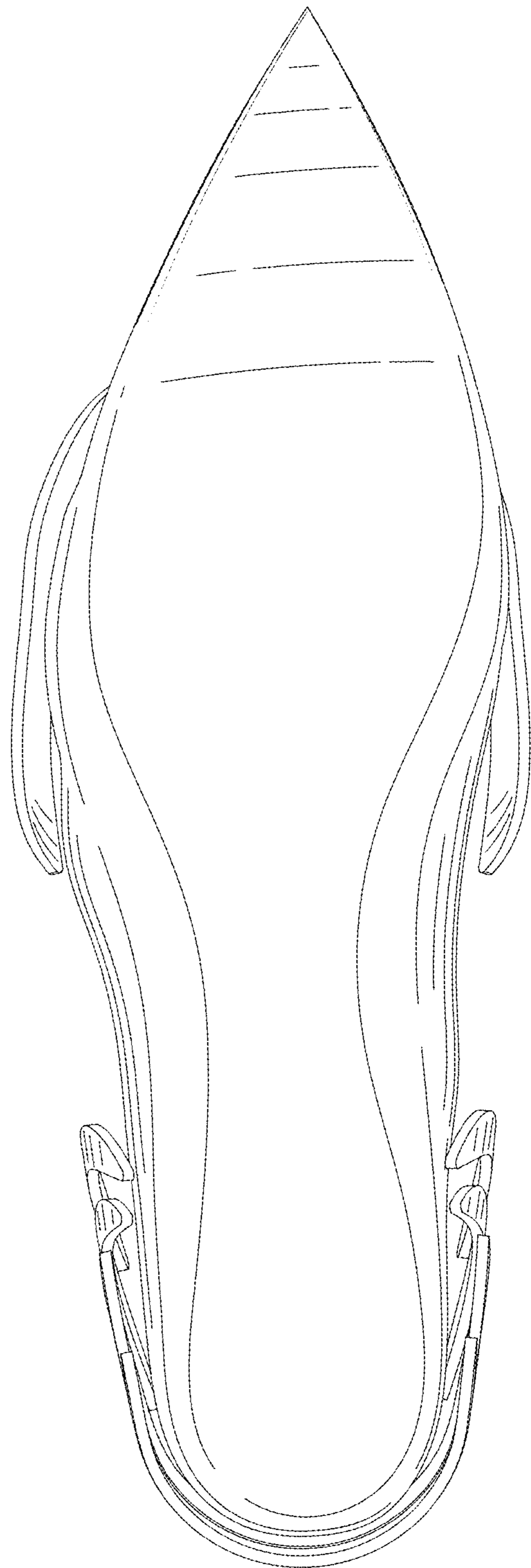


FIG. 8

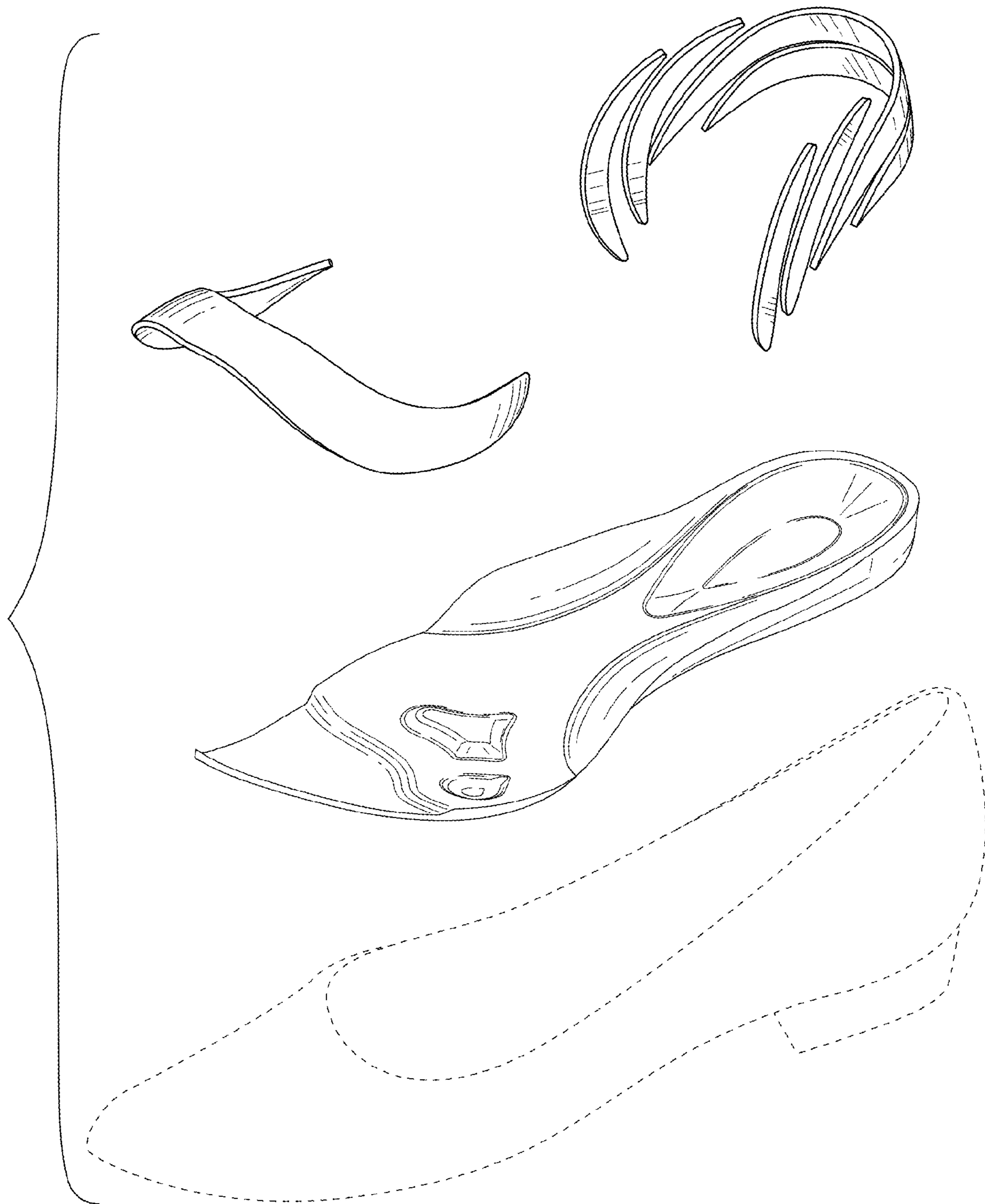


FIG. 9