



US00D953005S

(12) **United States Design Patent** (10) **Patent No.:** **US D953,005 S**  
**Mazza** (45) **Date of Patent:** **\*\* May 31, 2022**

- (54) **SHOE SOLE**
- (71) Applicant: **PREMIATA S.R.L.**, Milan (IT)
- (72) Inventor: **Graziano Mazza**, Porto San Giorgio (IT)
- (73) Assignee: **PREMIATA S.R.L.**, Milan (IT)
- (\*\*) Term: **15 Years**
- (21) Appl. No.: **29/765,345**
- (22) Filed: **Jan. 7, 2021**

D685,982 S	7/2013	Mazza	
D697,700 S	1/2014	Mazza	
D709,684 S	7/2014	Hlavacs	
D751,797 S	3/2016	Slimane	
D756,618 S *	5/2016	Mangee	D2/960
D838,949 S	1/2019	Sassi	
D843,098 S *	3/2019	Natowich McPhee	D2/960
D854,290 S	7/2019	Miner	
D862,047 S	10/2019	Patillon	
D866,933 S	11/2019	Mazza	
D880,120 S	4/2020	Fick	
D880,131 S	4/2020	Fick	
D885,015 S	5/2020	Platz	
D895,939 S	9/2020	Sassi	
10,813,406 B2 *	10/2020	Giandolini	A43B 13/141
D919,947 S *	5/2021	Shi	D2/947
2008/0229617 A1 *	9/2008	Johnson	A43B 3/0057 36/102
2011/0072687 A1	3/2011	Bobbett	
2014/0150298 A1 *	6/2014	Crowley	A43B 7/148 36/103

**Related U.S. Application Data**

- (62) Division of application No. 35/507,339, filed on Feb. 18, 2019 (U.S. filing date under 35 U.S.C. 384), and having an international filing date of Feb. 18, 2019, now Pat. No. Des. 909,024.
- (51) **LOC (13) Cl.** ..... **02-04**
- (52) **U.S. Cl.**  
USPC ..... **D2/960**
- (58) **Field of Classification Search**  
USPC ..... D2/896, 897, 902, 905-908, 912, 929, D2/944, 969, 947, 951-955, 960  
CPC ..... A45F 3/04; A45F 2003/001; A45F 2003/045; A45F 3/00; A45F 3/005; A45F 3/14; A45F 4/02  
See application file for complete search history.

**References Cited**

**U.S. PATENT DOCUMENTS**

6,401,364 B1	6/2002	Burt	
D531,788 S *	11/2006	Rittberg	D2/959
D623,389 S	9/2010	Akhidime	
D624,740 S	10/2010	Nelson	
D636,155 S	4/2011	Della Valle	
D682,515 S	5/2013	Della Valle	

\* cited by examiner

*Primary Examiner* — Jennifer L Watkins

(74) *Attorney, Agent, or Firm* — Law Office of John K. Pike, PLLC

(57) **CLAIM**

The ornamental design for a shoe sole, as shown and described.

**DESCRIPTION**

FIG. 1 is a perspective view of the shoe sole according to the present invention;  
FIG. 2 is a left side view of the shoe sole of FIG. 1;  
FIG. 3 is a right side view of the shoe sole of FIG. 1;  
FIG. 4 is a front view of the shoe sole of FIG. 1;  
FIG. 5 is a back view of the shoe sole of FIG. 1;  
FIG. 6 is a top view of the shoe sole of FIG. 1; and,  
FIG. 7 is a bottom view of the shoe sole of FIG. 1.

**1 Claim, 7 Drawing Sheets**


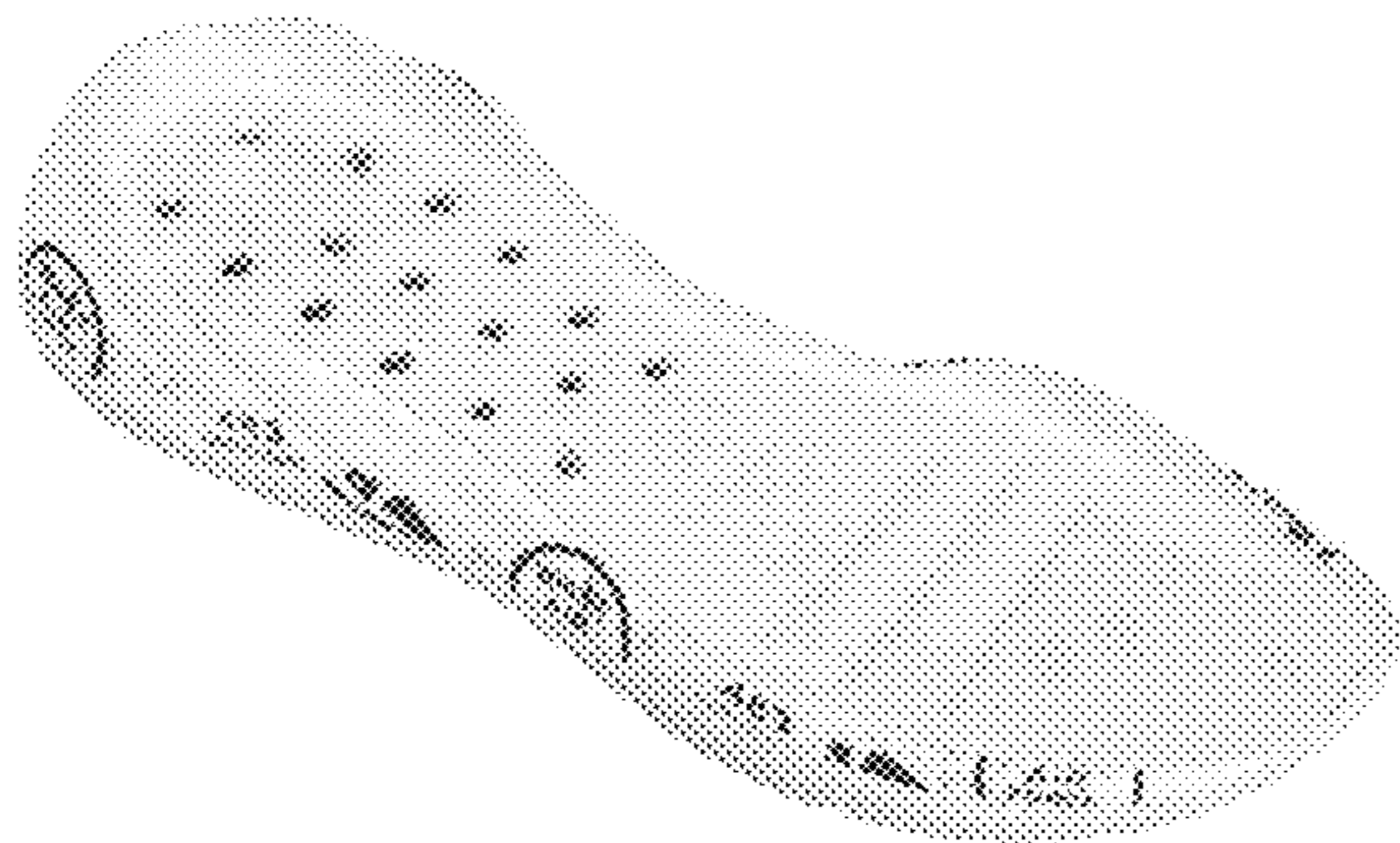




FIG. 1




FIG. 2




FIG. 3




FIG. 4




FIG. 5

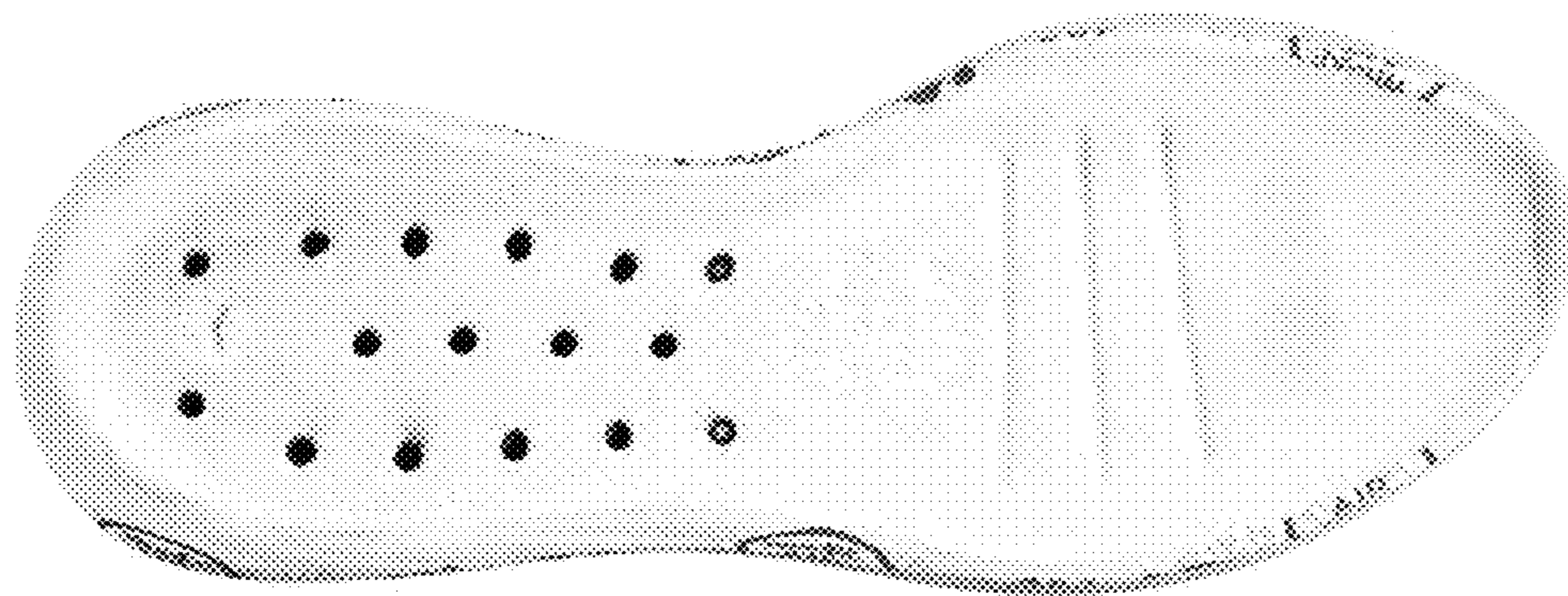


FIG. 6




FIG. 7