



US00D953003S

(12) **United States Design Patent** (10) **Patent No.:** **US D953,003 S**
Mazza (45) **Date of Patent:** **** May 31, 2022**

- (54) **SHOE SOLE**
- (71) Applicant: **PREMIATA S.R.L.**, Milan (IT)
- (72) Inventor: **Graziano Mazza**, Porto San Giorgio (IT)
- (73) Assignee: **PREMIATA S.R.L.**, Milan (IT)
- (**) Term: **15 Years**
- (21) Appl. No.: **29/765,332**
- (22) Filed: **Jan. 7, 2021**

Related U.S. Application Data

- (62) Division of application No. 35/507,339, filed on Feb. 18, 2019 (U.S. filing date under 35 U.S.C. 384), and having an international filing date of Feb. 18, 2019, now Pat. No. Des. 909,024.
- (51) **LOC (13) Cl.** **02-04**
- (52) **U.S. Cl.**
USPC **D2/960**
- (58) **Field of Classification Search**
USPC D2/896, 897, 902, 905-908, 912, 929, D2/944, 969, 947, 951-955, 960
CPC A45F 3/04; A45F 2003/001; A45F 2003/045; A45F 3/00; A45F 3/005; A45F 3/14; A45F 4/02
See application file for complete search history.

(56) **References Cited**

U.S. PATENT DOCUMENTS

D288,383 S *	2/1987	Autry	D2/961
D293,620 S *	1/1988	Liggett	D2/955
6,401,364 B1	6/2002	Burt		
D490,599 S *	6/2004	Snow	D2/972
D531,788 S *	11/2006	Rittberg	D2/959
D623,389 S	9/2010	Akhidime		

D624,740 S	10/2010	Nelson		
D636,155 S	4/2011	Della Valle		
D682,515 S	5/2013	Della Valle		
D685,982 S	7/2013	Mazza		
D697,700 S	1/2014	Mazza		
D709,684 S	7/2014	Hlavacs		
D751,797 S	3/2016	Slimane		
D756,618 S *	5/2016	Mangee	D2/960
D838,949 S	1/2019	Sassi		
D843,098 S *	3/2019	Natowich McPhee	D2/960
D854,290 S	7/2019	Miner		
D862,047 S	10/2019	Patillon		
D866,933 S	11/2019	Mazza		
D880,120 S	4/2020	Fick		
D880,131 S	4/2020	Fick		
D885,015 S	5/2020	Platz		
D894,572 S *	9/2020	Lopez Cali	D2/960
D895,939 S	9/2020	Sassi		
D900,437 S *	11/2020	Mazza	D2/908

(Continued)

Primary Examiner — Jennifer L Watkins

(74) *Attorney, Agent, or Firm* — Law Office of John K. Pike, PLLC

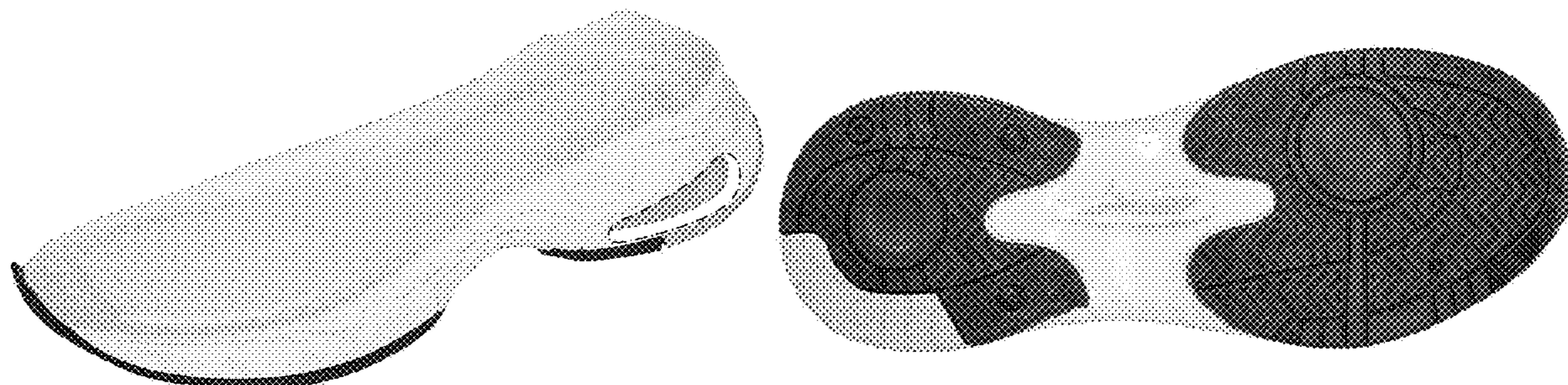
(57) **CLAIM**

The ornamental design for a shoe sole, as shown and described.

DESCRIPTION

FIG. 1 is a perspective view of the shoe sole according to the present invention;
 FIG. 2 is a left side view of the shoe sole of FIG. 1;
 FIG. 3 is a right side view of the shoe sole of FIG. 1;
 FIG. 4 is a front view of the shoe sole of FIG. 1;
 FIG. 5 is a back view of the shoe sole of FIG. 1;
 FIG. 6 is a top view of the shoe sole of FIG. 1; and,
 FIG. 7 is a bottom view of the shoe sole of FIG. 1.
 The dash dot dash broken line depicts the claim boundary and forms no part of the claim. The grayed out portion inside the claim boundary forms no part of the claim.

1 Claim, 7 Drawing Sheets



(56)

References Cited

U.S. PATENT DOCUMENTS

2008/0229617 A1* 9/2008 Johnson A43B 3/0057
36/102
2011/0072687 A1 3/2011 Bobbett
2013/0125421 A1* 5/2013 Stegmaier A43B 13/141
36/102

* cited by examiner




FIG. 1

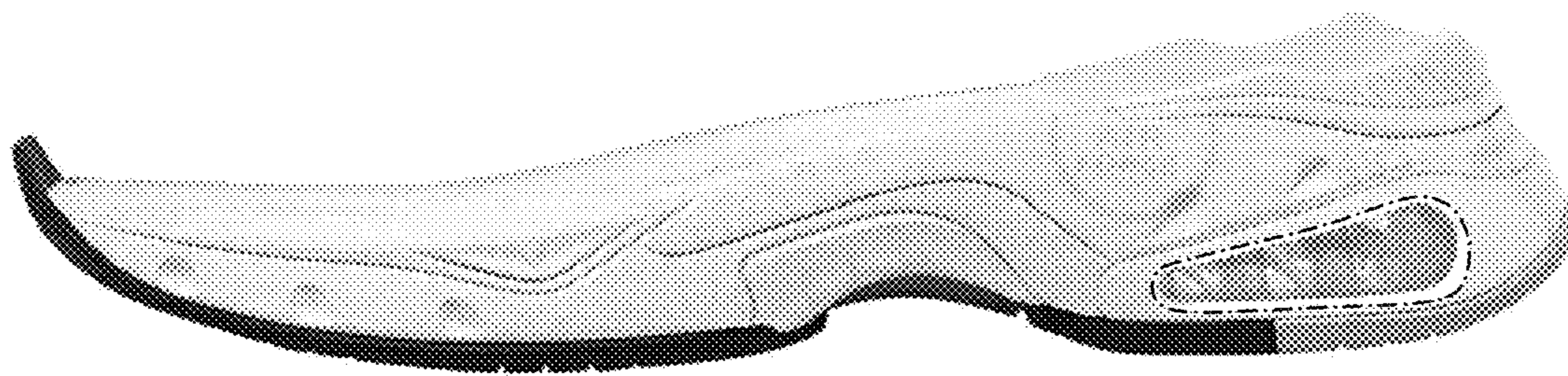


FIG. 2

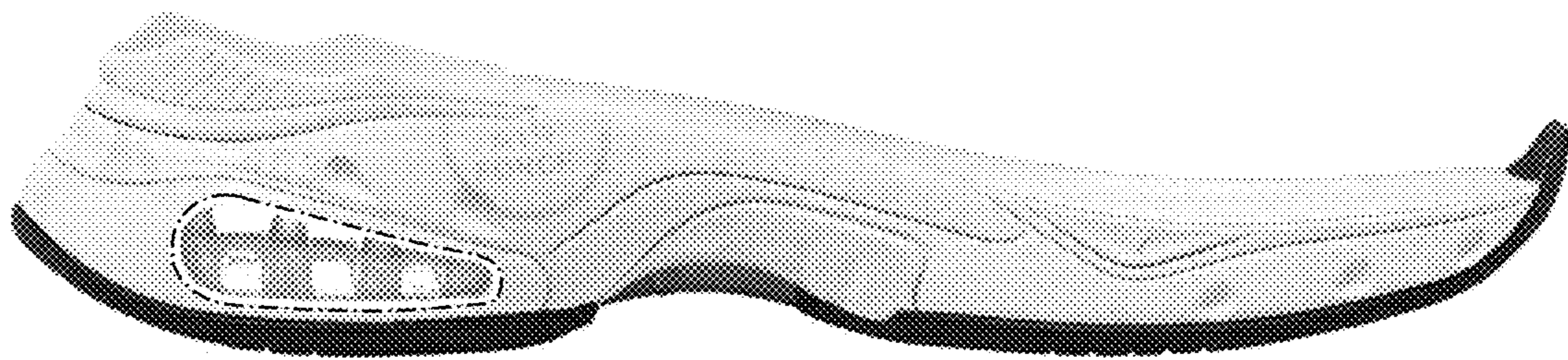


FIG. 3




FIG. 4



FIG. 5




FIG. 6




FIG. 7