



US00D953002S

(12) **United States Design Patent** (10) **Patent No.:** **US D953,002 S**
Mazza (45) **Date of Patent:** **** May 31, 2022**

(54) **SHOE SOLE**
(71) Applicant: **PREMIATA S.R.L.**, Milan (IT)
(72) Inventor: **Graziano Mazza**, Porto San Giorgio (IT)
(73) Assignee: **PREMIATA S.R.L.**, Milan (IT)
(**) Term: **15 Years**
(21) Appl. No.: **29/765,336**
(22) Filed: **Jan. 7, 2021**

Related U.S. Application Data

(62) Division of application No. 35/507,339, filed on Feb. 18, 2019 (U.S. filing date under 35 U.S.C. 384), and having an international filing date of Feb. 18, 2019, now Pat. No. Des. 909,024.

(51) **LOC (13) Cl.** **02-04**
(52) **U.S. Cl.**
USPC **D2/955**
(58) **Field of Classification Search**
USPC D2/896, 897, 902, 905-908, 912, 929,
D2/944, 969, 947, 951-955, 960
CPC A45F 3/04; A45F 2003/001; A45F
2003/045; A45F 3/00; A45F 3/005; A45F
3/14; A45F 4/02
See application file for complete search history.

(56) **References Cited**

U.S. PATENT DOCUMENTS

D288,383 S * 2/1987 Autry D2/961
D293,620 S * 1/1988 Liggett D2/955
6,401,364 B1 6/2002 Burt
D490,599 S * 6/2004 Snow D2/972
D531,788 S * 11/2006 Rittberg D2/959
D623,389 S 9/2010 Akhidime
D624,740 S 10/2010 Nelson

D636,155 S 4/2011 Della Valle
D682,515 S 5/2013 Della Valle
D685,982 S 7/2013 Mazza
D697,700 S 1/2014 Mazza
D709,684 S 7/2014 Hlavacs
D747,596 S * 1/2016 Vestuti D2/955
D751,797 S 3/2016 Slimane
D756,618 S * 5/2016 Mangee D2/960
D838,949 S 1/2019 Sassi
D843,098 S * 3/2019 Natowich McPhee D2/960
D854,290 S 7/2019 Miner
D862,047 S 10/2019 Patillon
D866,933 S 11/2019 Mazza
D880,120 S 4/2020 Fick
D880,131 S 4/2020 Fick
D885,015 S 5/2020 Platz
D894,572 S * 9/2020 Lopez Cali D2/960
D895,939 S 9/2020 Sassi
D900,437 S * 11/2020 Mazza D2/908
D923,924 S * 7/2021 Papp D2/955
2008/0229617 A1 * 9/2008 Johnson A43B 3/0057
36/102

(Continued)

Primary Examiner — Jennifer L Watkins
(74) *Attorney, Agent, or Firm* — Law Office of John K. Pike, PLLC

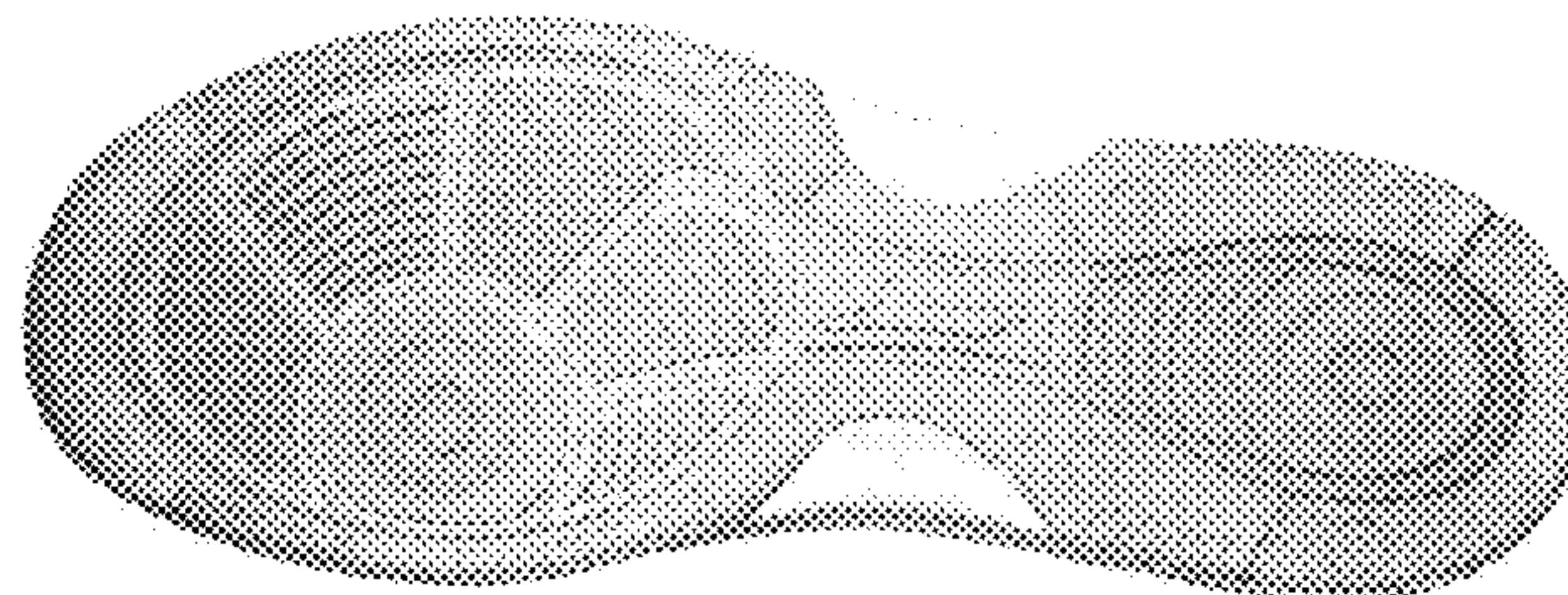
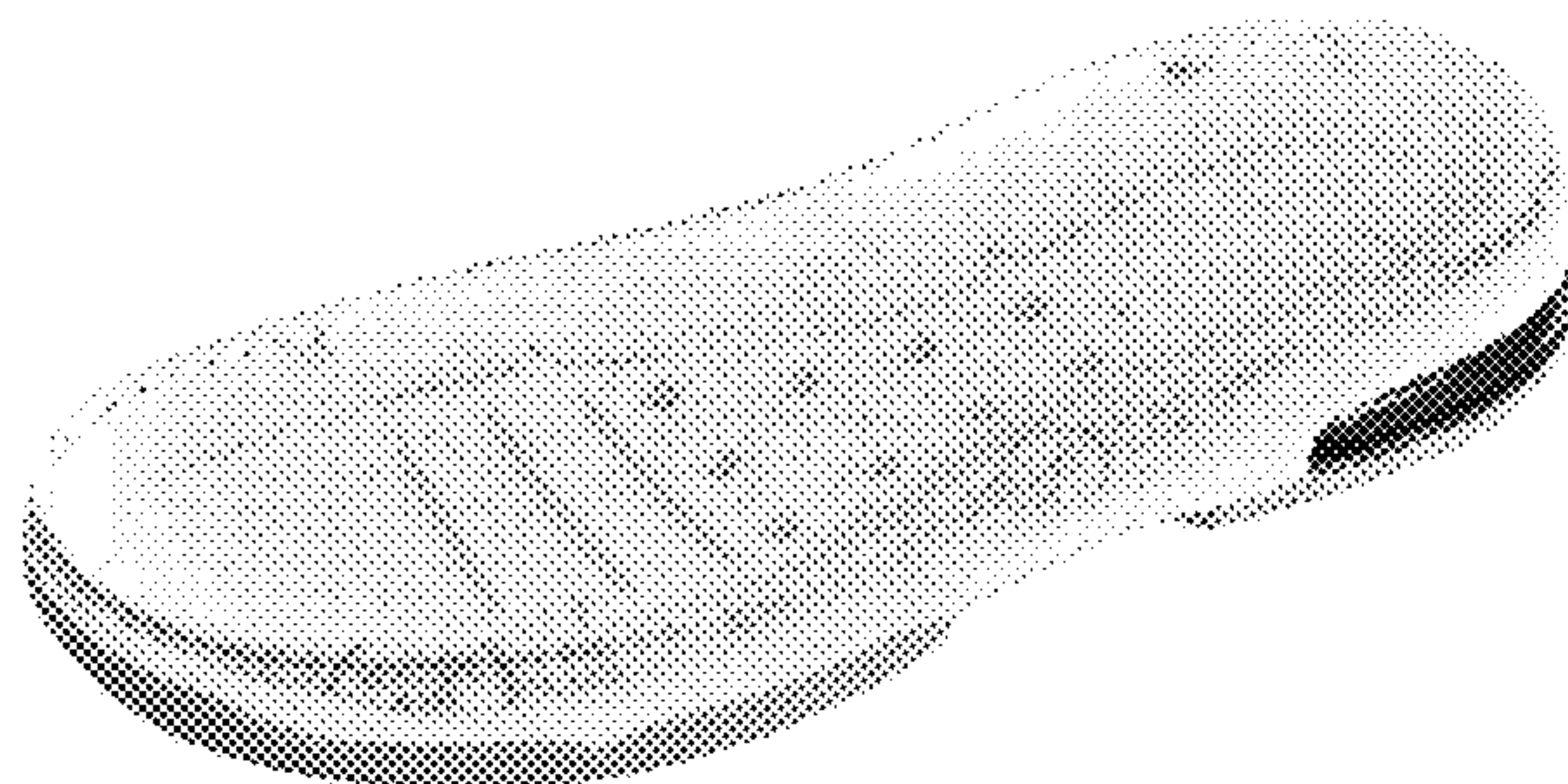
(57) **CLAIM**

The ornamental design for a shoe sole, as shown and described.

DESCRIPTION

FIG. 1 is a perspective view of the shoe sole according to the present invention;
FIG. 2 is a left side view of the shoe sole of FIG. 1;
FIG. 3 is a right side view of the shoe sole of FIG. 1;
FIG. 4 is a front view of the shoe sole of FIG. 1;
FIG. 5 is a back view of the shoe sole of FIG. 1;
FIG. 6 is a top view of the shoe sole of FIG. 1; and,
FIG. 7 is a bottom view of the shoe sole of FIG. 1.

1 Claim, 7 Drawing Sheets



(56)

References Cited

U.S. PATENT DOCUMENTS

2011/0072687 A1 3/2011 Bobbett
2013/0125421 A1* 5/2013 Stegmaier A43B 13/141
36/102

* cited by examiner



FIG. 1

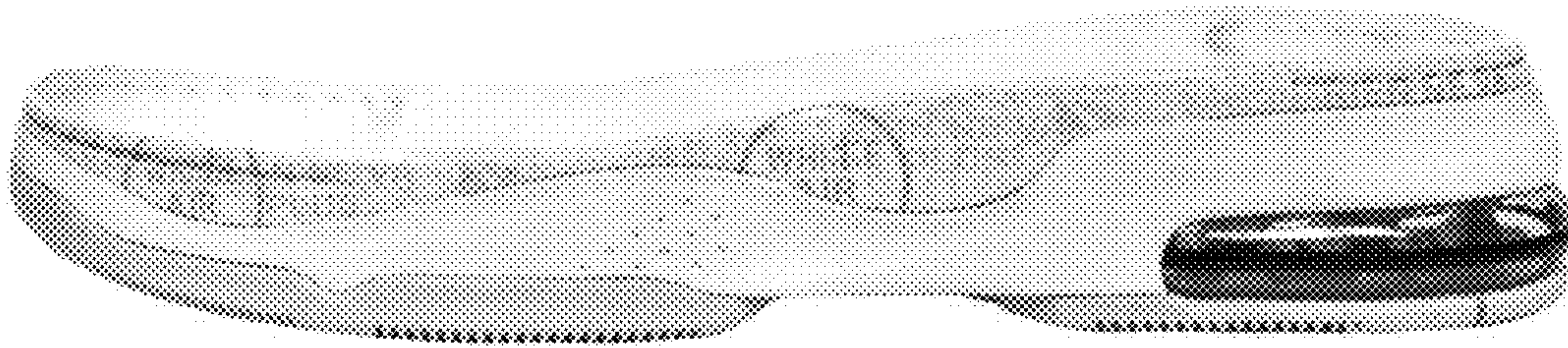


FIG. 2

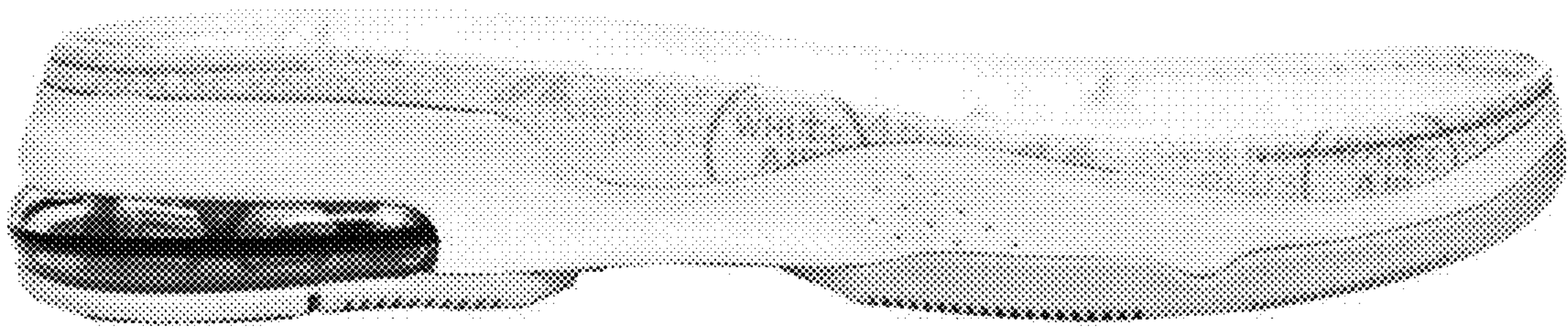


FIG. 3



FIG. 4




FIG. 5

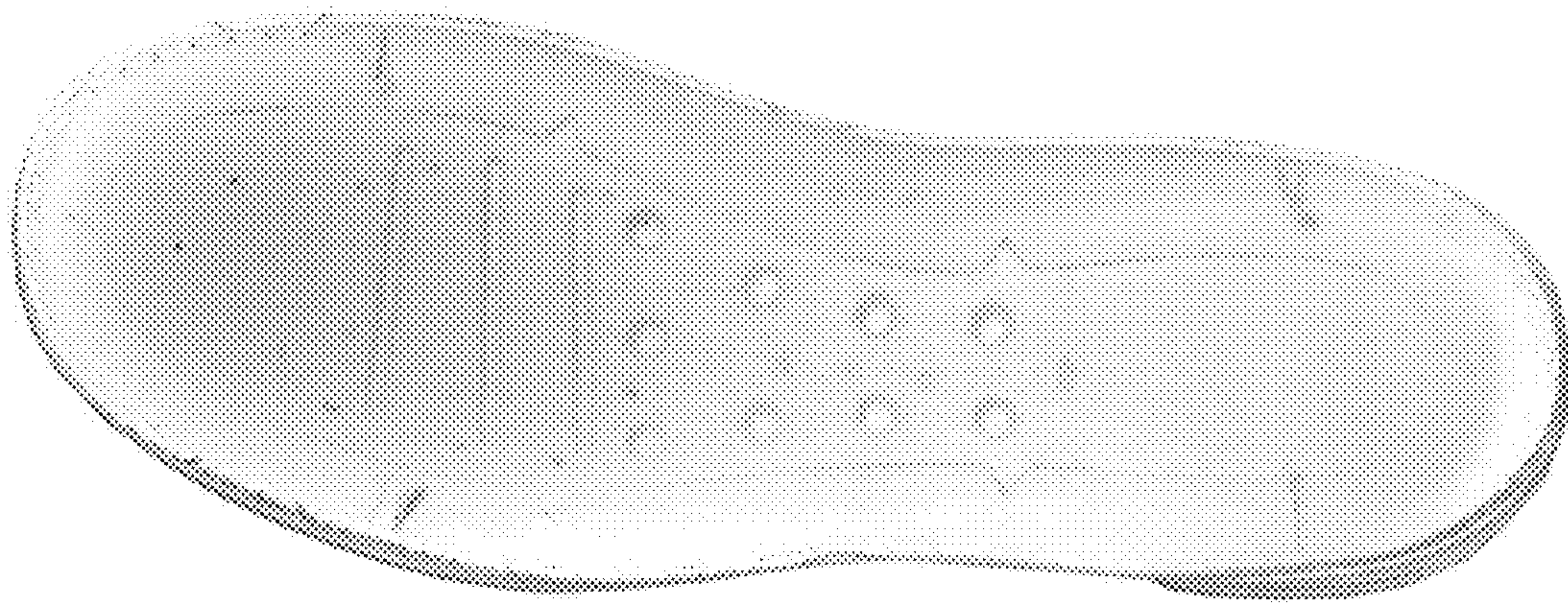


FIG. 6

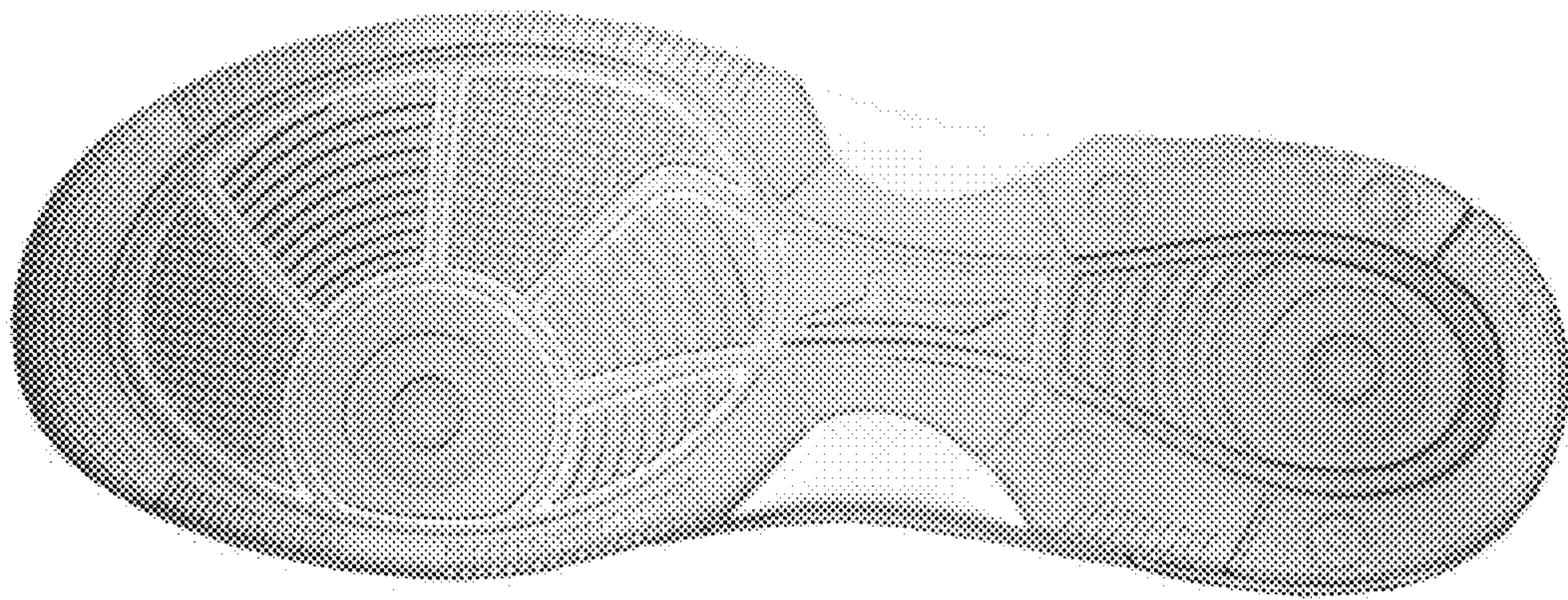


FIG. 7