



US00D953000S

(12) **United States Design Patent**  
**Hardy**

(10) **Patent No.:** **US D953,000 S**

(45) **Date of Patent:** **\*\* May 31, 2022**

(54) **SHOE**

(71) Applicant: **HERMES SELLIER (Société par actions simplifiée)**, Paris (FR)

(72) Inventor: **Pierre Hardy**, Paris (FR)

(\*\*) Term: **15 Years**

(21) Appl. No.: **35/510,059**

(22) Filed: **Feb. 13, 2020**

(80) **Hague Agreement Data**

Int. Filing Date: **Feb. 13, 2020**

Int. Reg. No.: **DM/206669**

Int. Reg. Date: **Feb. 13, 2020**

Int. Reg. Pub. Date: **Aug. 14, 2020**

(51) **LOC (13) Cl.** ..... **02-04**

(52) **U.S. Cl.**  
USPC ..... **D2/950**

(58) **Field of Classification Search**

USPC ..... D2/916, 925, 929-942, 950, 965, 966

CPC ..... A43B 21/24; A43B 21/00; A43B 3/128;

A43B 23/227; A43B 13/34

See application file for complete search history.

(56) **References Cited**

U.S. PATENT DOCUMENTS

D120,314 S \* 4/1940 Levin ..... D2/965

D122,123 S \* 8/1940 Korda ..... D2/966

2,284,326 A \* 5/1942 Korda ..... A43B 13/34

36/34 A

D186,842 S \* 12/1959 Mehr ..... D2/966

D258,621 S \* 3/1981 Goldman ..... D2/966

D499,240 S \* 12/2004 Kuo ..... D2/965

D747,862 S \* 1/2016 Blair ..... D2/965

D830,042 S \* 10/2018 Hardy ..... D2/939

D837,500 S \* 1/2019 Faulkenbery ..... D2/965

D885,034 S \* 5/2020 Constantini ..... D2/965

D887,695 S \* 6/2020 Ono ..... D2/965

\* cited by examiner

*Primary Examiner* — Jennifer L Watkins

(57) **CLAIM**

The ornamental design for a shoe, as shown and described.

**DESCRIPTION**

1. Shoe

FIG. 1.1 is a perspective view of a shoe of the claimed design.

FIG. 1.2 is a front elevational view of the shoe shown in FIG. 1.1.

FIG. 1.3 is a back elevational view of the shoe shown in FIG. 1.1.

FIG. 1.4 is a right side elevational view of the shoe shown in FIG. 1.1.


FIG. 1.5 is a left side elevational view of the shoe shown in FIG. 1.1.


FIG. 1.6 is a top plan view of the shoe shown in FIG. 1.1.

FIG. 1.7 is a bottom plan view of the shoe shown in FIG. 1.1.


The broken lines in the drawings are for the purpose of illustrating environment and form no part of the claimed design.

**1 Claim, 7 Drawing Sheets**

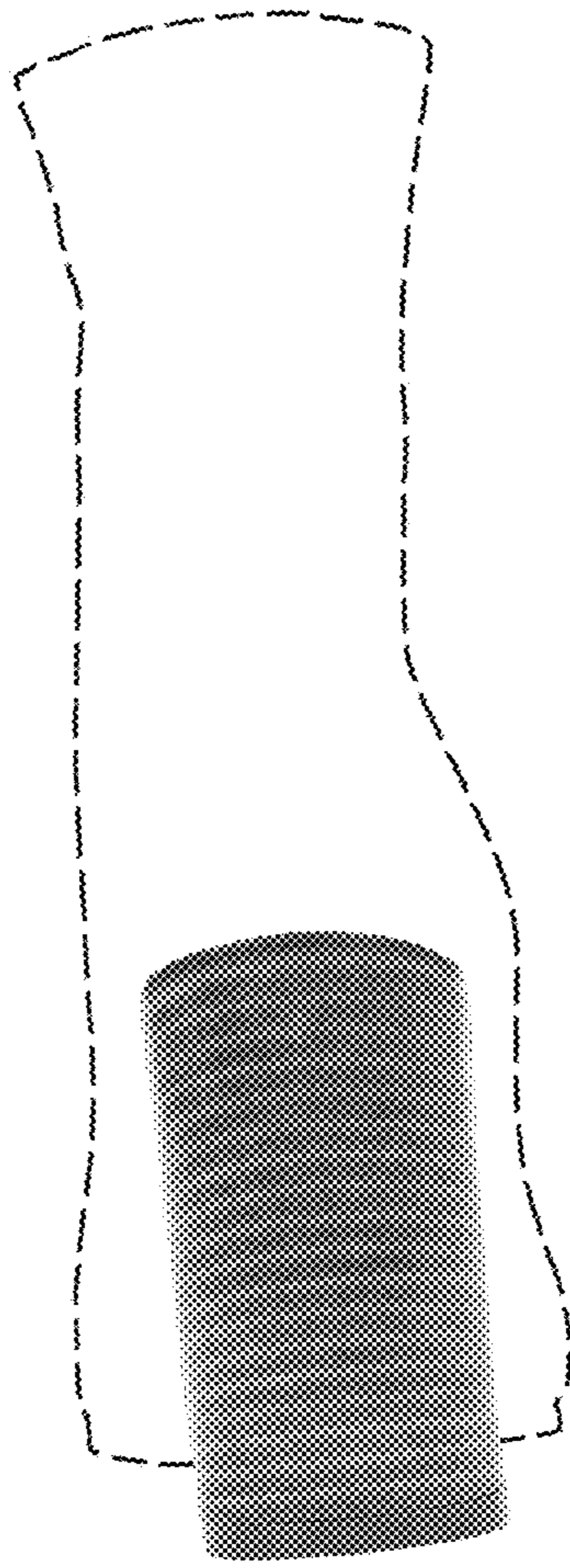




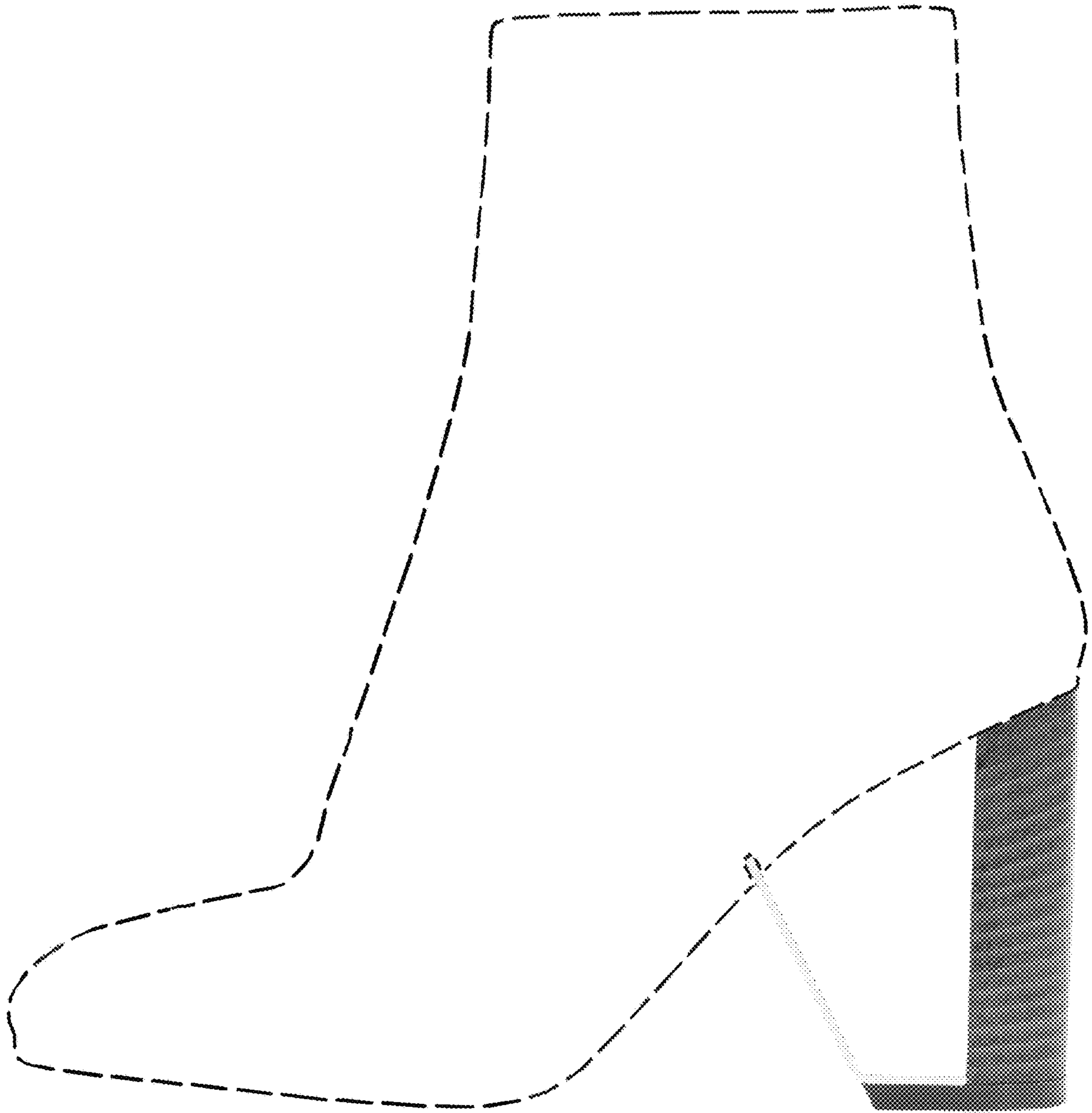
1.1



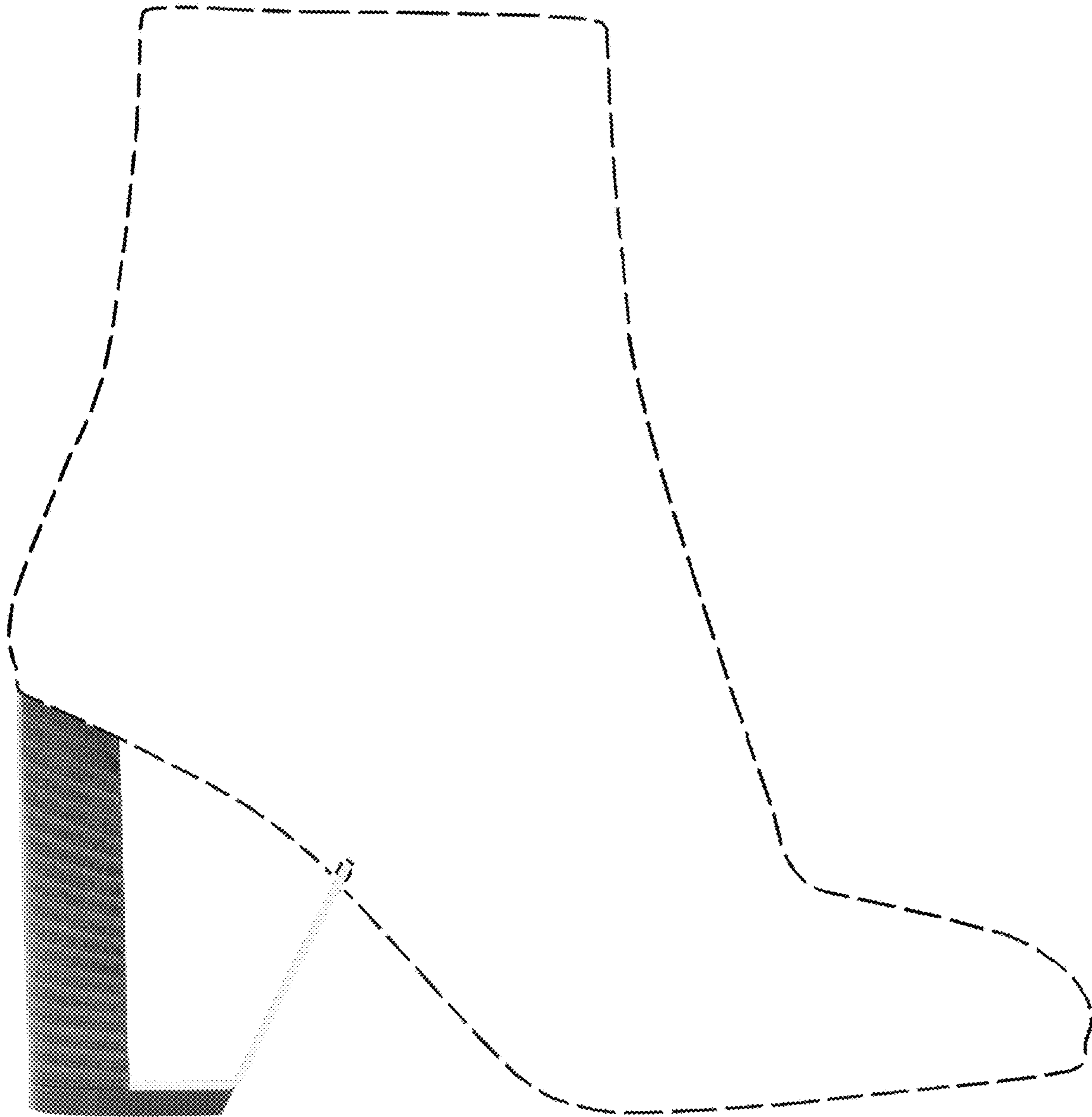
1.2



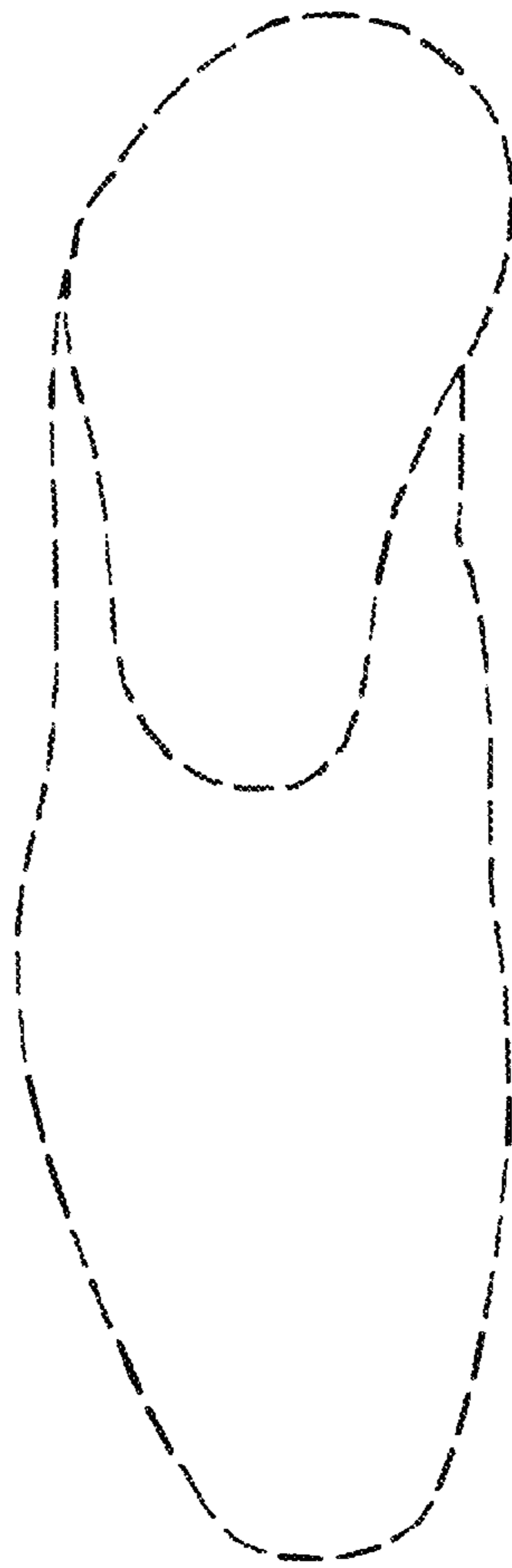
1.3



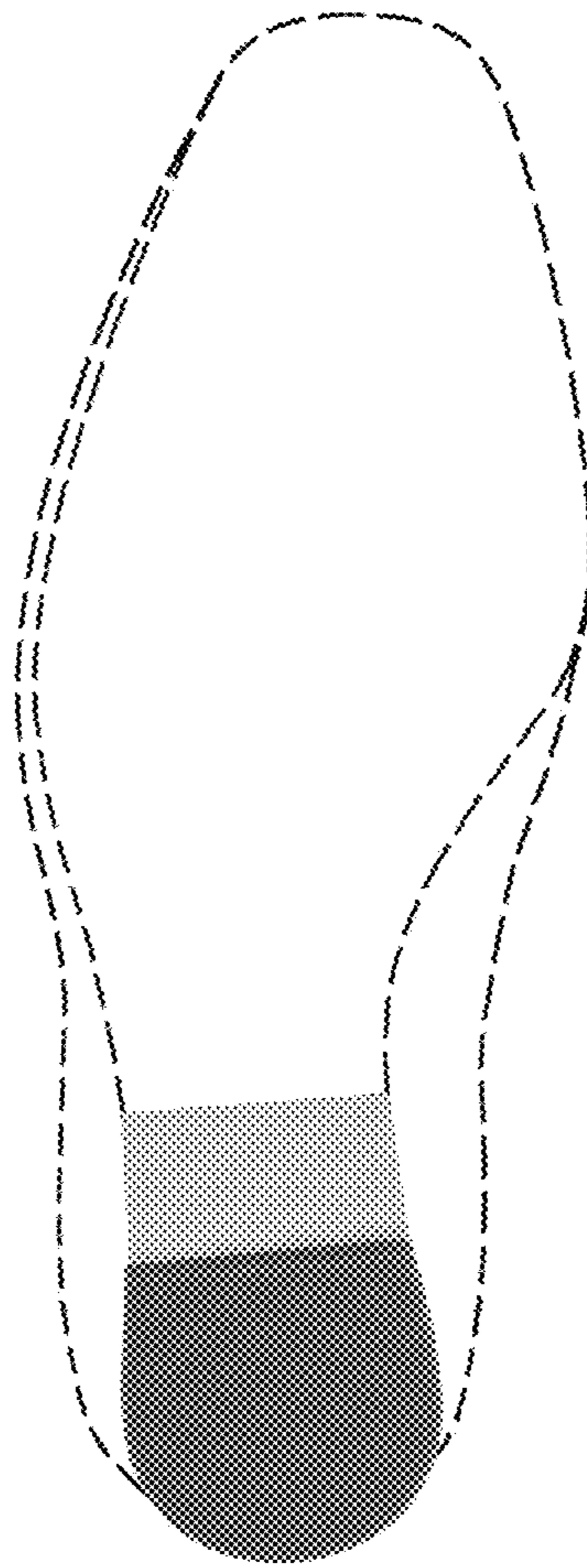
1.4



15



1.6



1.7