



US00D952996S

(12) **United States Design Patent** (10) **Patent No.:** **US D952,996 S**
Li (45) **Date of Patent:** **** May 31, 2022**

(54) **FLAT SHOE**

(71) Applicant: **Chen Li**, Fujian (CN)

(72) Inventor: **Chen Li**, Fujian (CN)

(**) Term: **15 Years**

(21) Appl. No.: **29/767,567**

(22) Filed: **Jan. 23, 2021**

(51) **LOC (13) Cl.** **02-04**

(52) **U.S. Cl.**
USPC **D2/939; D2/925**

(58) **Field of Classification Search**

USPC D2/902, 946-962, 896, 900, 904,
D2/906-908, 916-924, 925-945,
D2/969-979; 36/1, 1.5, 3 B, 22 R, 24.5,
36/25 R, 28, 32 R, 34 R, 59 C, 67 A,
36/101-107, 114-116, 117.3, 117.4,
36/124-136, 3 A, 83, 45, 99, 112-116
CPC A43B 13/00; A43B 13/02; A43B 13/023;
A43B 13/026; A43B 13/04; A43B 13/08;
A43B 13/10; A43B 13/12; A43B 13/14;
A43B 13/141; A43B 13/143; A43B
13/16; A43B 13/18; A43B 13/181; A43B
13/187; A43B 13/189; A43B 13/20; A43B
13/22; A43B 13/223; A43B 13/24; A43B
13/28; A43B 13/30; A43B 13/32; A43B
13/34; A43B 13/36; A43B 1/00; A43B
1/02; A43B 1/04; A43B 3/00; A43B 3/02;
A43B 3/06; A43B 3/10; A43B 3/12;
A43B 3/14; A43B 5/00; A43B 5/001;
A43B 5/002; A43B 5/008; A43B 5/06;
A43B 5/10; A43B 5/12; A43B 23/00;
A43B 23/02; A43B 23/04; A43B 23/14;
A43B 23/16; A43B 23/17; A43B 23/24;
A43B 23/25; A43B 23/26; A43C 1/00;
A43C 5/00; A43C 7/00; A43C 9/00;
A43C 11/00

See application file for complete search history.

(56) **References Cited**

U.S. PATENT DOCUMENTS

D166,090 S *	3/1952	Maling	D2/897
D377,709 S *	2/1997	Tinkler	D2/909
D391,068 S *	2/1998	Aveni	D2/906
D428,687 S	8/2000	Hernandez		
D560,331 S	1/2008	Cohen		
D571,084 S *	6/2008	Comeau	D2/896
D622,039 S *	8/2010	Bracken	D2/897
D628,366 S *	12/2010	Ringdal	D2/909
D629,595 S *	12/2010	Weitzman	D2/927
D657,543 S	4/2012	Bove		
D664,334 S *	7/2012	Garcia Mira	D2/939
D680,710 S	4/2013	Sundberg		
D684,344 S	6/2013	Sundberg		

(Continued)

Primary Examiner — Jonathan J Han

(74) *Attorney, Agent, or Firm* — Xiaofang Zhong; Law Office of Xiaofang Zhong, PLLC

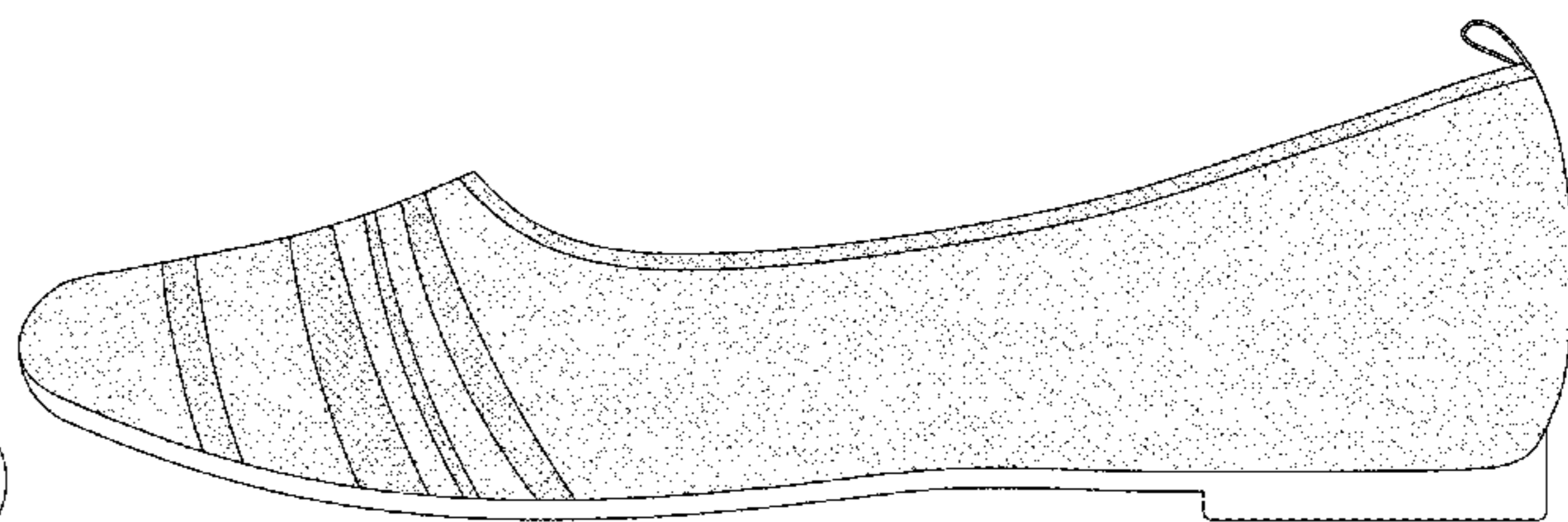

(57) **CLAIM**

The ornamental design for a flat shoe, as shown and described.

DESCRIPTION

FIG. 1 is a perspective view of a flat shoe showing my new design;
FIG. 2 is a front elevational view thereof;
FIG. 3 is a back elevational view thereof;
FIG. 4 is a right-side elevational view thereof;
FIG. 5 is a left-side elevational view thereof;
FIG. 6 is a top plan view thereof;
FIG. 7 is a bottom plan view thereof; and,
FIG. 8 is a perspective view of the flat shoe of FIG. 1 shown with an opposite foot shoe to form a pair.
The broken lines in the drawings depict portions of the flat shoe and environment that form no part of the claimed design. The broken lines on the loop feature in FIGS. 3 and 6 views depict stitching, which does not form a part of the claimed design.

1 Claim, 8 Drawing Sheets



(56)

References Cited

U.S. PATENT DOCUMENTS

D697,292 S	1/2014	Chang		D853,698 S *	7/2019	Gavrieli	D2/939
D702,430 S	4/2014	Nascimento		D858,948 S	9/2019	Warden		
D730,635 S *	6/2015	Lin	D859,792 S *	9/2019	Subatella	D2/902
D762,055 S *	7/2016	Kirkwood	D872,437 S	1/2020	Matthews		
D768,366 S *	10/2016	Hawthornthwaite	D872,987 S *	1/2020	Hawthornthwaite	D2/971
D804,156 S *	12/2017	Hawthornthwaite	D876,785 S *	3/2020	Brown	D2/969
D805,276 S *	12/2017	Hawthornthwaite	D878,010 S	3/2020	Warden		
D818,682 S *	5/2018	Wang	D884,319 S *	5/2020	Hawthornthwaite	D2/923
D827,994 S *	9/2018	Sassi	D885,016 S *	5/2020	Hawthornthwaite	D2/923
D831,312 S *	10/2018	Gavrieli	D885,017 S *	5/2020	Hawthornthwaite	D2/923
D831,313 S *	10/2018	Hawthornthwaite	D885,717 S *	6/2020	Radabaugh	D2/939
D833,728 S *	11/2018	Beckett	D891,073 S *	7/2020	Barerra	D2/971
D844,313 S *	4/2019	Hawthornwaite	D895,237 S *	9/2020	Swierszczyk	D2/939
D851,872 S *	6/2019	Gavrieli	D895,255 S *	9/2020	Swierszczyk	D2/971
D853,091 S *	7/2019	Gavrieli	D905,385 S *	12/2020	Liu	D2/939
D853,092 S *	7/2019	Gavrieli	D905,940 S *	12/2020	Liu	D2/939
D853,697 S *	7/2019	Gavrieli	D905,947 S *	12/2020	Hawthornthwaite	D2/971
				D931,580 S *	9/2021	Zeng	D2/939
				D935,748 S *	11/2021	Zheng	D2/903

* cited by examiner

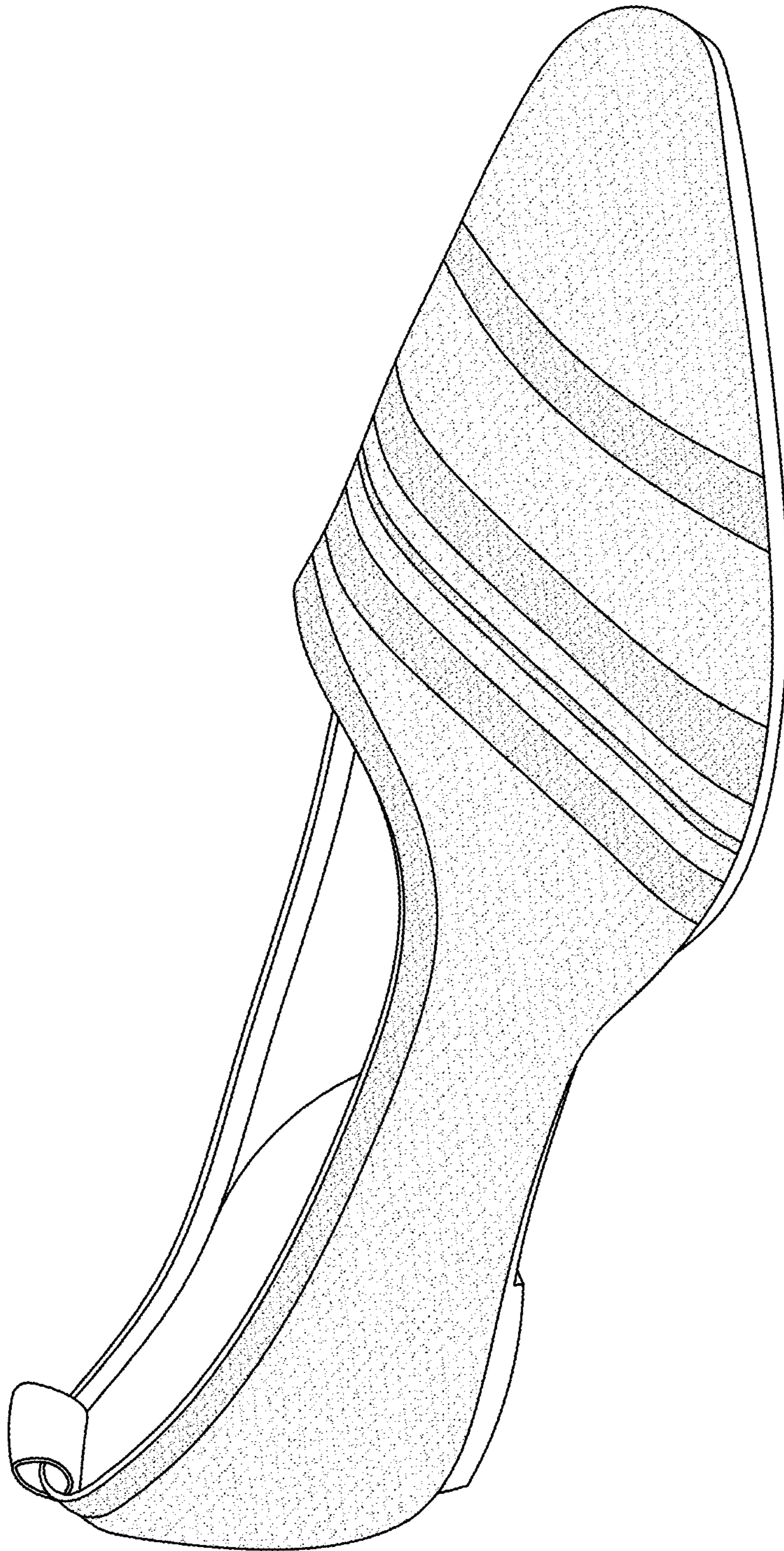


FIG. 1

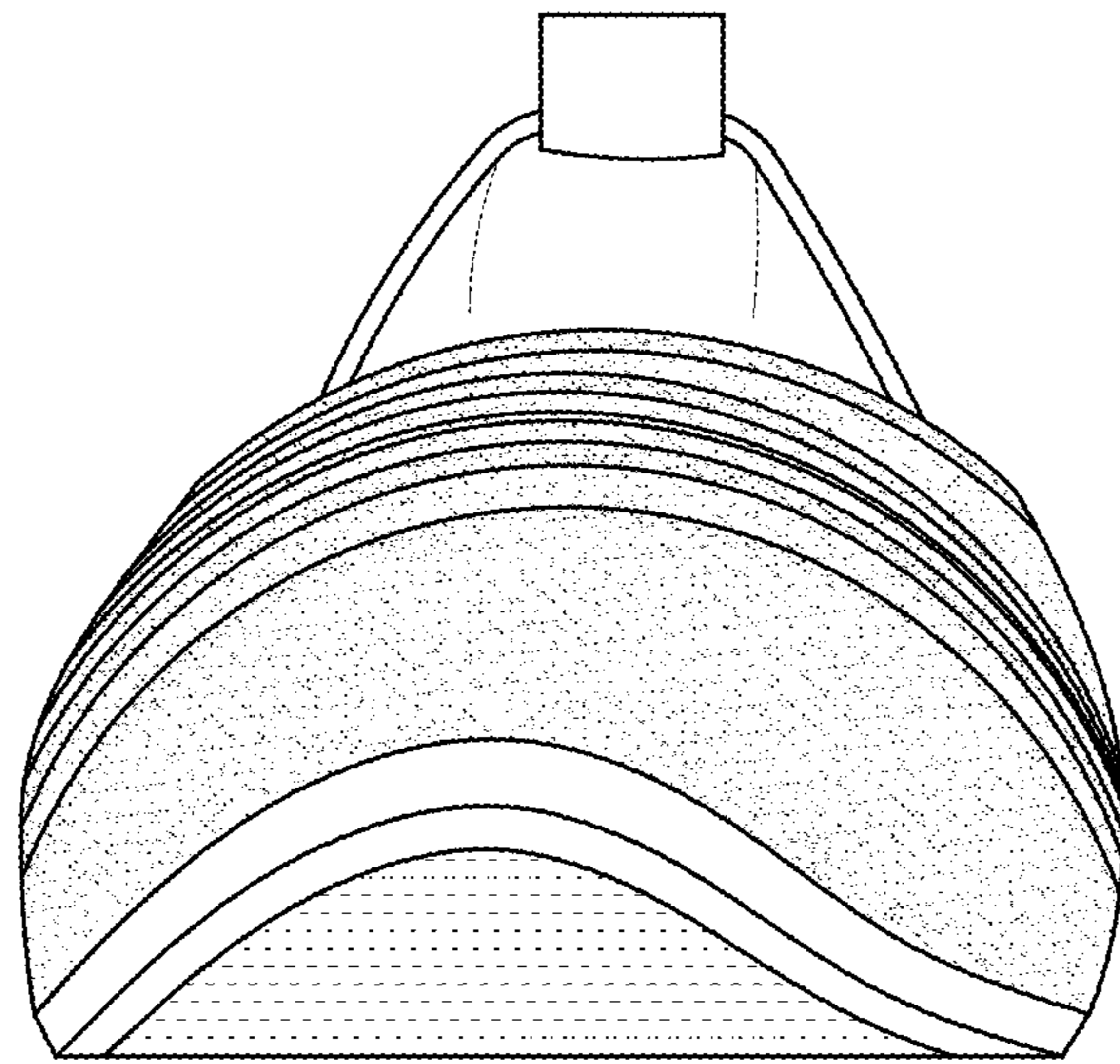


FIG. 2

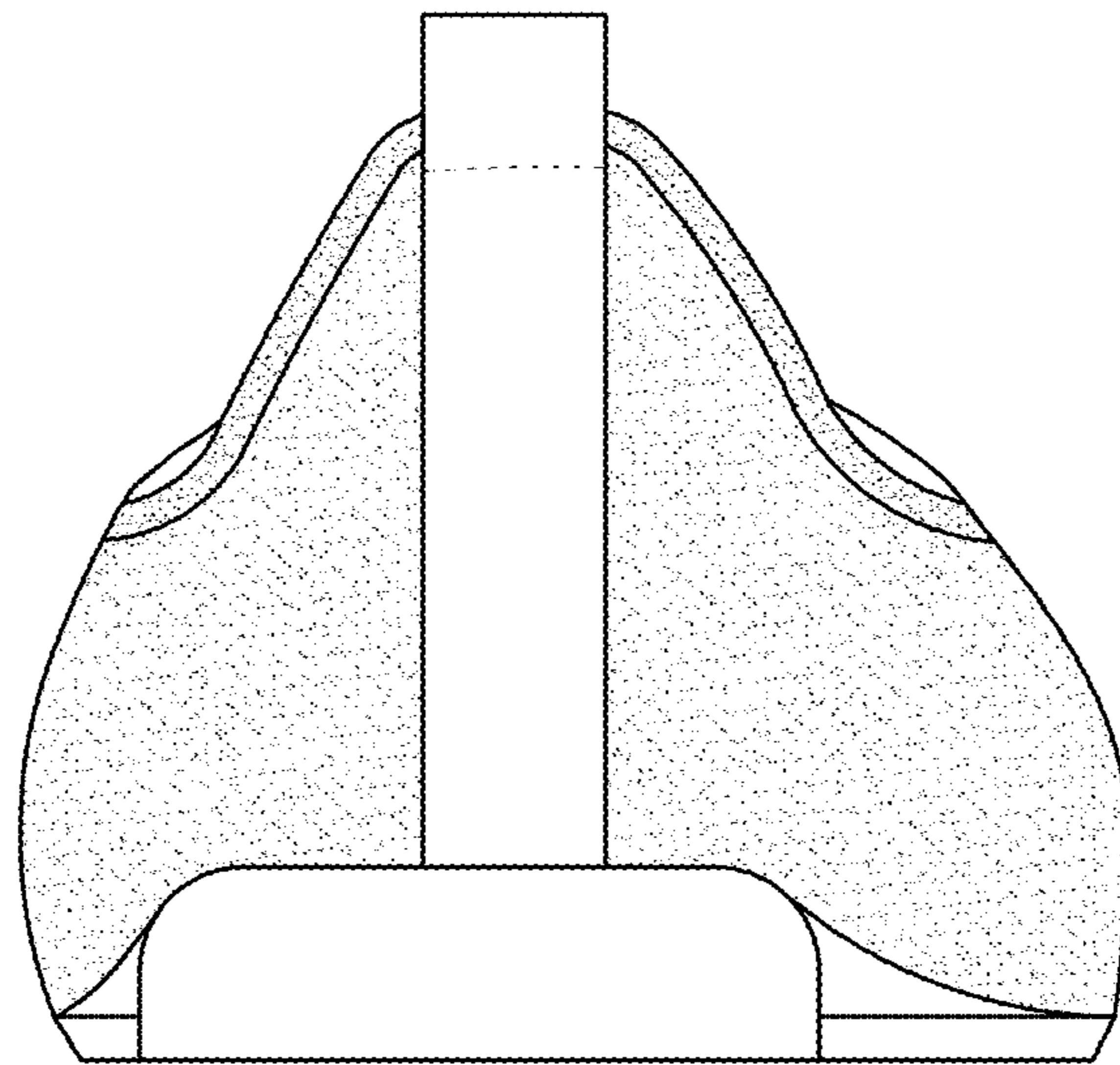


FIG. 3

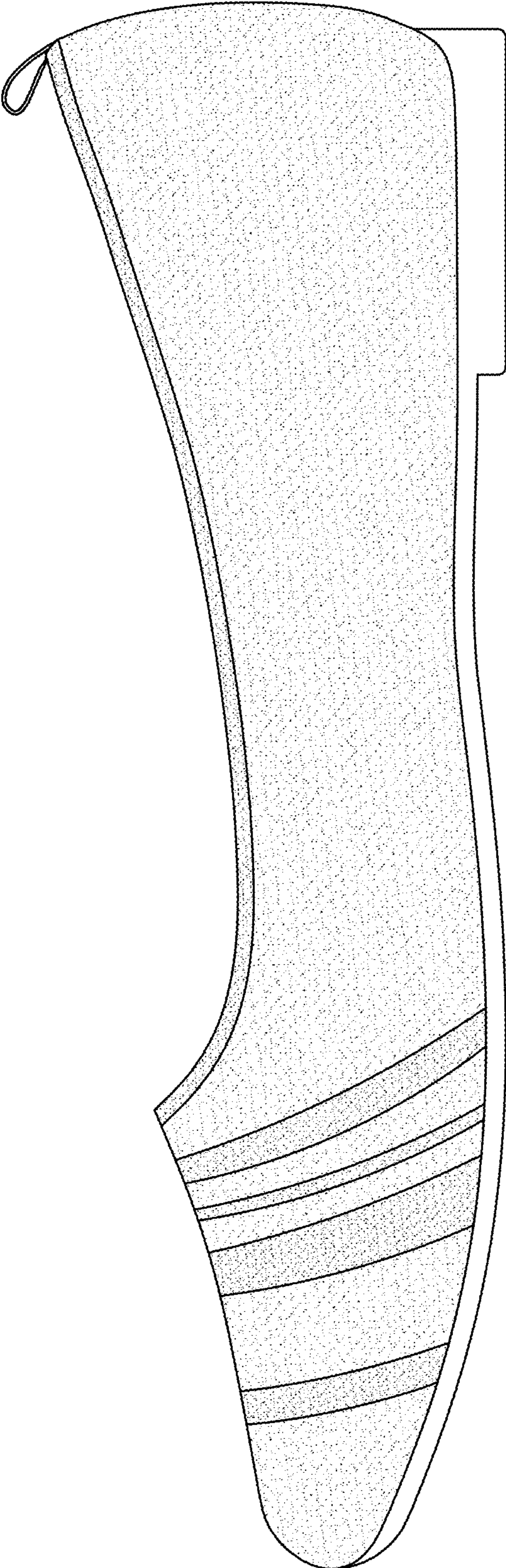


FIG. 4

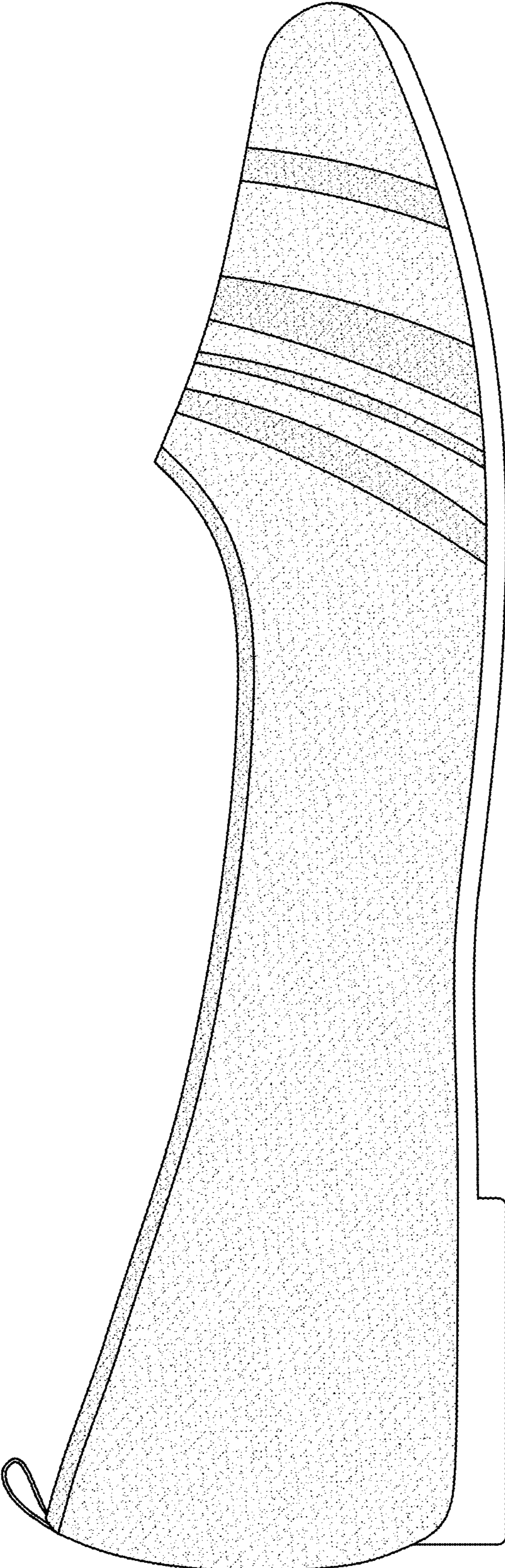


FIG. 5

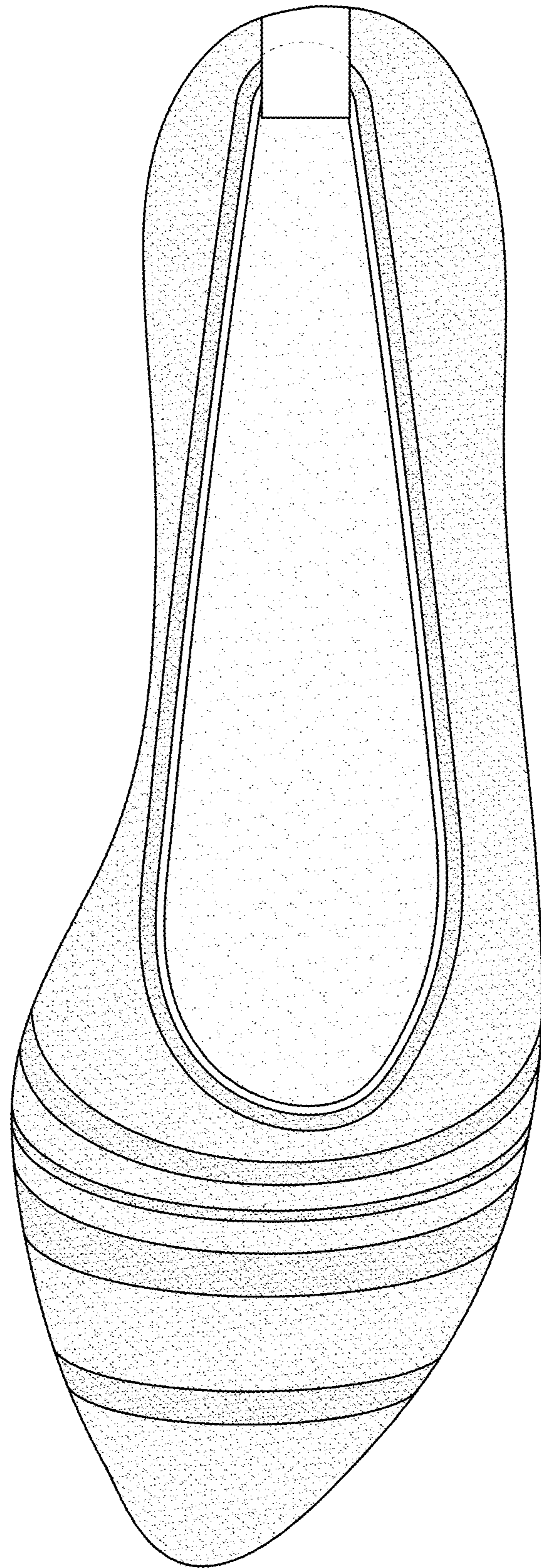


FIG. 6

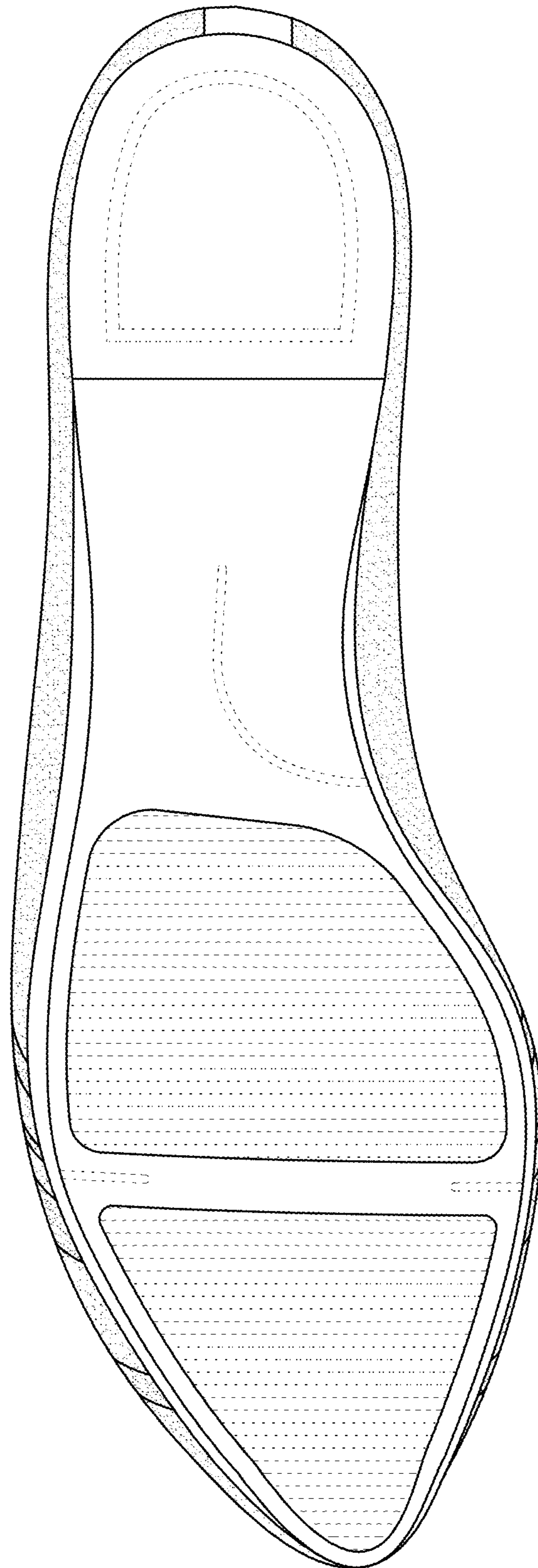


FIG. 7

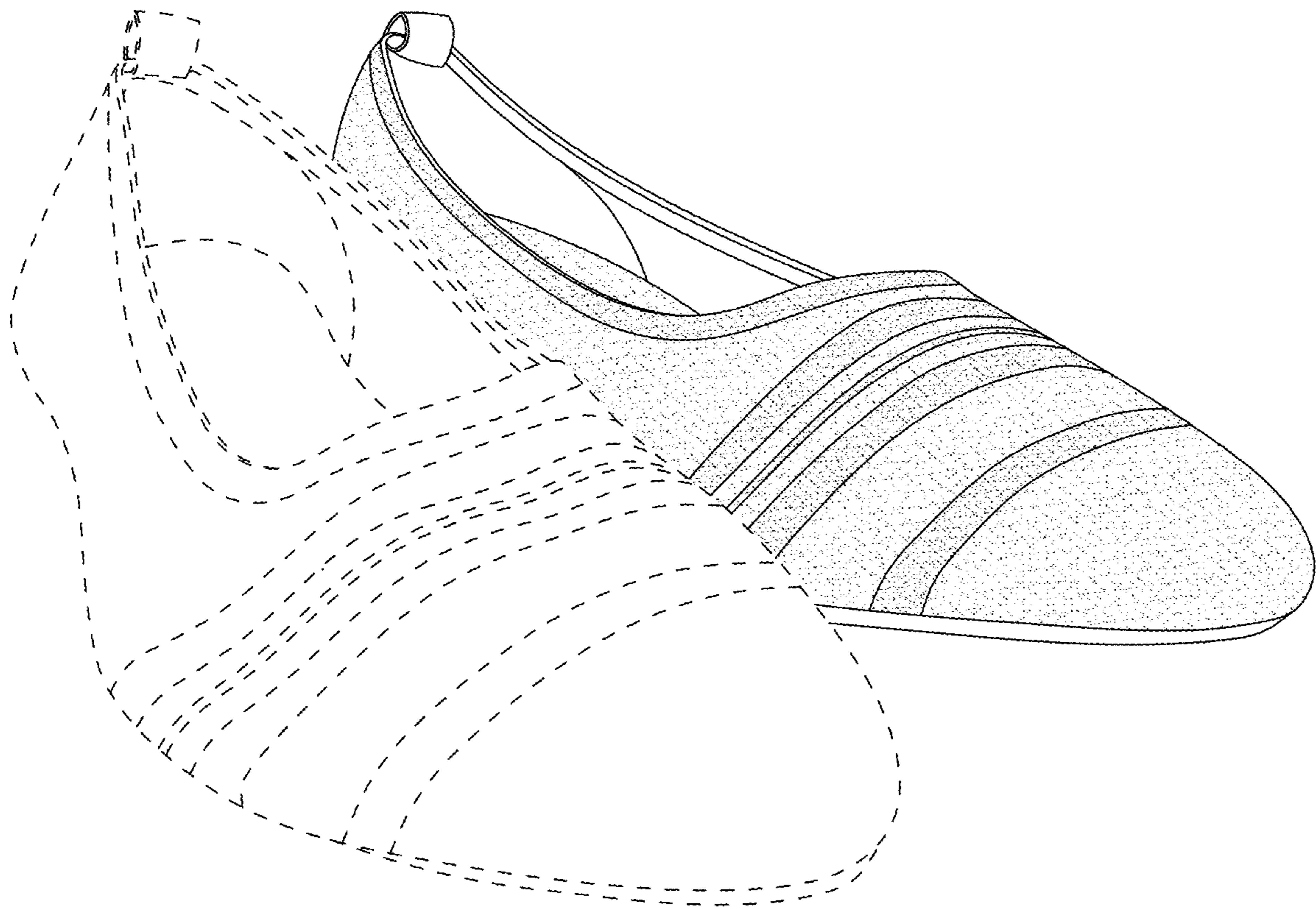


FIG. 8