



US00D952991S

(12) **United States Design Patent**
Barfield

(10) **Patent No.:** **US D952,991 S**

(45) **Date of Patent:** **** May 31, 2022**

- (54) **ONE PIECE MEDICAL SCRUB**
- (71) Applicant: **Vashene Renee Barfield**, Plano, TX
(US)
- (72) Inventor: **Vashene Renee Barfield**, Plano, TX
(US)
- (**) Term: **15 Years**
- (21) Appl. No.: **29/740,645**
- (22) Filed: **Jul. 6, 2020**

- 6,460,198 B1 10/2002 Dilworth
- D476,137 S * 6/2003 McFarlane D2/728
- D530,885 S * 10/2006 Barthel D2/720
- 7,404,214 B2 * 7/2008 Woolcott A41D 3/00
2/85
- D627,137 S * 11/2010 Keavey D2/743
- 7,836,519 B2 * 11/2010 Zahler A41D 1/06
2/69
- D639,022 S * 6/2011 Tatroe D2/743
- D646,467 S * 10/2011 Campbell D2/840
- D661,466 S * 6/2012 Taft D2/743

(Continued)

Related U.S. Application Data

- (63) Continuation-in-part of application No. 16/875,404,
filed on May 15, 2020.
- (60) Provisional application No. 62/848,382, filed on May
15, 2019.
- (51) **LOC (13) Cl.** **02-02**
- (52) **U.S. Cl.**
USPC **D2/739**
- (58) **Field of Classification Search**
USPC D2/739, 743, 840, 720, 717
CPC A41D 13/02; A41D 13/00
See application file for complete search history.

References Cited

U.S. PATENT DOCUMENTS

- 2,130,690 A * 9/1938 Lemoine A41D 13/02
2/70
- 2,142,479 A 1/1939 Rosenfelder
- 2,352,614 A 7/1944 Brown
- 3,418,659 A 12/1968 Brown
- 4,791,681 A * 12/1988 Dean A41D 13/012
2/102
- D364,493 S * 11/1995 Williams D2/714
- 5,807,300 A 9/1998 Nix
- 6,108,815 A * 8/2000 Majerfeld A41D 3/06
2/247
- D456,112 S * 4/2002 Dilworth, Jr. D2/739

OTHER PUBLICATIONS

M&M Scrubs Solid Scrub Set Women Scrub Set Medical Scrub Top
and Pants posted to amazon.com. Available date: May 13, 2015 [site
visited Sep. 17, 2021] Available: <<https://www.amazon.com/SCRUBS-Solid-Scrub-Women-Medical/dp/B00XM1JI84>> (Year: 2015).*

(Continued)

Primary Examiner — Kevin K Rudzinski


(57) **CLAIM**

The ornamental design for one piece medical scrub, as
shown and described.

DESCRIPTION

FIG. 1 is a top perspective view of a one piece medical scrub
showing my new design;
FIG. 2 is a bottom perspective view thereof;
FIG. 3 is a front elevational view thereof;
FIG. 4 is a rear elevational view thereof;
FIG. 5 is a left side elevational view thereof;
FIG. 6 is a right side elevational view thereof;
FIG. 7 is a top plan view thereof;
FIG. 8 is a bottom plan view thereof;
FIG. 9 is a top perspective view thereof, showing the one
piece medical scrub in a second configuration; and,
FIG. 10 is a rear elevational view thereof.

1 Claim, 10 Drawing Sheets



(56)

References Cited

U.S. PATENT DOCUMENTS

D696,839 S * 1/2014 Harris D2/743
D709,268 S * 7/2014 Kidman D2/840
D729,497 S * 5/2015 Orehek D2/739
D744,197 S * 12/2015 Orehek D2/739
D750,345 S * 3/2016 Earley D2/739
D765,345 S * 9/2016 Weiss D2/739
D831,305 S * 10/2018 Gravely D2/739
D858,037 S * 9/2019 Miller D2/720
D868,424 S * 12/2019 Gelati D2/720
D888,370 S * 6/2020 Young D2/739
D895,232 S * 9/2020 Orehek D2/739
D913,633 S * 3/2021 Yadrich D2/717
2003/0014802 A1 * 1/2003 Benham A41D 15/00
2/69
2004/0216217 A1 * 11/2004 Jones A41D 31/04
2/210
2007/0051370 A1 3/2007 Baker
2015/0150317 A1 6/2015 Terrell
2019/0219366 A1 7/2019 Kalinski

OTHER PUBLICATIONS

Red Kap Men's Speedsuit posted to amazon.com. Available date:
Feb. 28, 2012 [site visited Sep. 17, 2021] Available: <<https://www.amazon.com/Red-Kap-CP40-Mens-Speedsuit/dp/B00O971DU6>> (Year:
2012).*

* cited by examiner



FIG. 1




FIG. 2



FIG. 3



FIG. 4




FIG. 5




FIG. 6

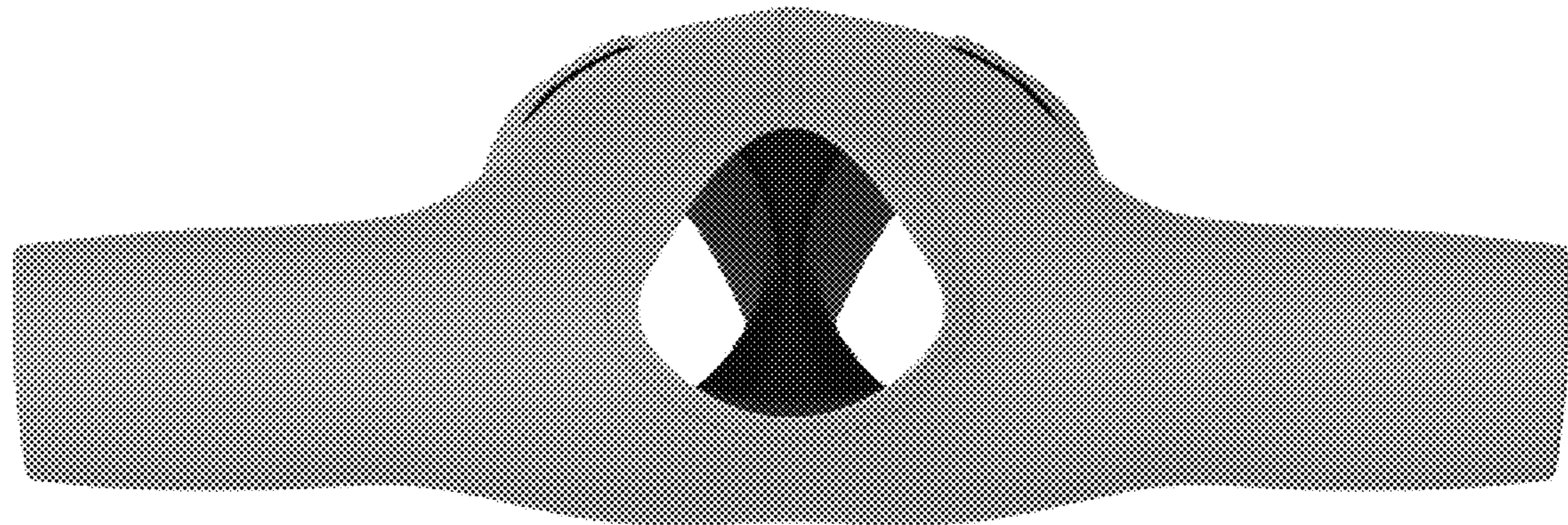


FIG. 7




FIG. 8




FIG. 9



FIG. 10