



US00D952988S

(12) **United States Design Patent** (10) **Patent No.:** **US D952,988 S**  
**Cabrera et al.** (45) **Date of Patent:** **\*\* May 31, 2022**

(54) **PET TREAT**

(71) Applicant: **BIG HEART PET, INC.**, Orrville, OH (US)

(72) Inventors: **Daniel Ryan Cabrera**, Wadsworth, OH (US); **Kate Erin Ries**, Doylestown, OH (US)

(73) Assignee: **BIG HEART PET, INC.**, Orrville, OH (US)

(\*\*) Term: **15 Years**

(21) Appl. No.: **29/764,529**

(22) Filed: **Dec. 30, 2020**

(51) **LOC (13) Cl.** ..... **01-01**

(52) **U.S. Cl.**  
USPC ..... **D1/125**

(58) **Field of Classification Search**

USPC ..... D1/100–130, 199; D7/504, 509, 510, D7/523, 524, 555, 566, 568, 584–587, D7/602, 672, 300.1; D21/386, 672, 803, D21/821; D19/91; 426/92, 94, 95, 99, 426/101, 138–139, 143, 279, 282, 283, 426/391, 514; D11/146, 151, 154, 78, D11/131, 141, 152; D14/480.5, 484.1; D25/119, 121, 126; D30/160; 220/566; D34/28, 29

CPC ..... A21D 13/0029; A21D 13/0074; A21D 13/0022; A21D 13/0006; A23L 1/1641; A23L 1/005

See application file for complete search history.

(56) **References Cited**

**U.S. PATENT DOCUMENTS**

D37,277 S \* 12/1904 Andresen ..... D7/410  
D151,288 S \* 10/1948 Schwarz ..... D11/82  
D323,792 S \* 2/1992 Scotti ..... D11/103  
D476,917 S \* 7/2003 Gamble ..... D11/84  
D487,607 S 3/2004 Loring

D490,211 S 5/2004 McHan, Jr.  
D492,467 S \* 7/2004 Pittard ..... 426/500  
D507,691 S 7/2005 Leiweke  
D509,042 S 9/2005 Buckley  
D514,264 S \* 1/2006 Viola ..... D1/126  
D514,275 S 2/2006 Cumpton

(Continued)

**OTHER PUBLICATIONS**

Office action/Restriction requirement dated Dec. 15, 2021 in U.S. Appl. No. 29/764,528.

*Primary Examiner* — Katie Jane Stofko

(74) *Attorney, Agent, or Firm* — Michael A. Olshavsky

(57) **CLAIM**

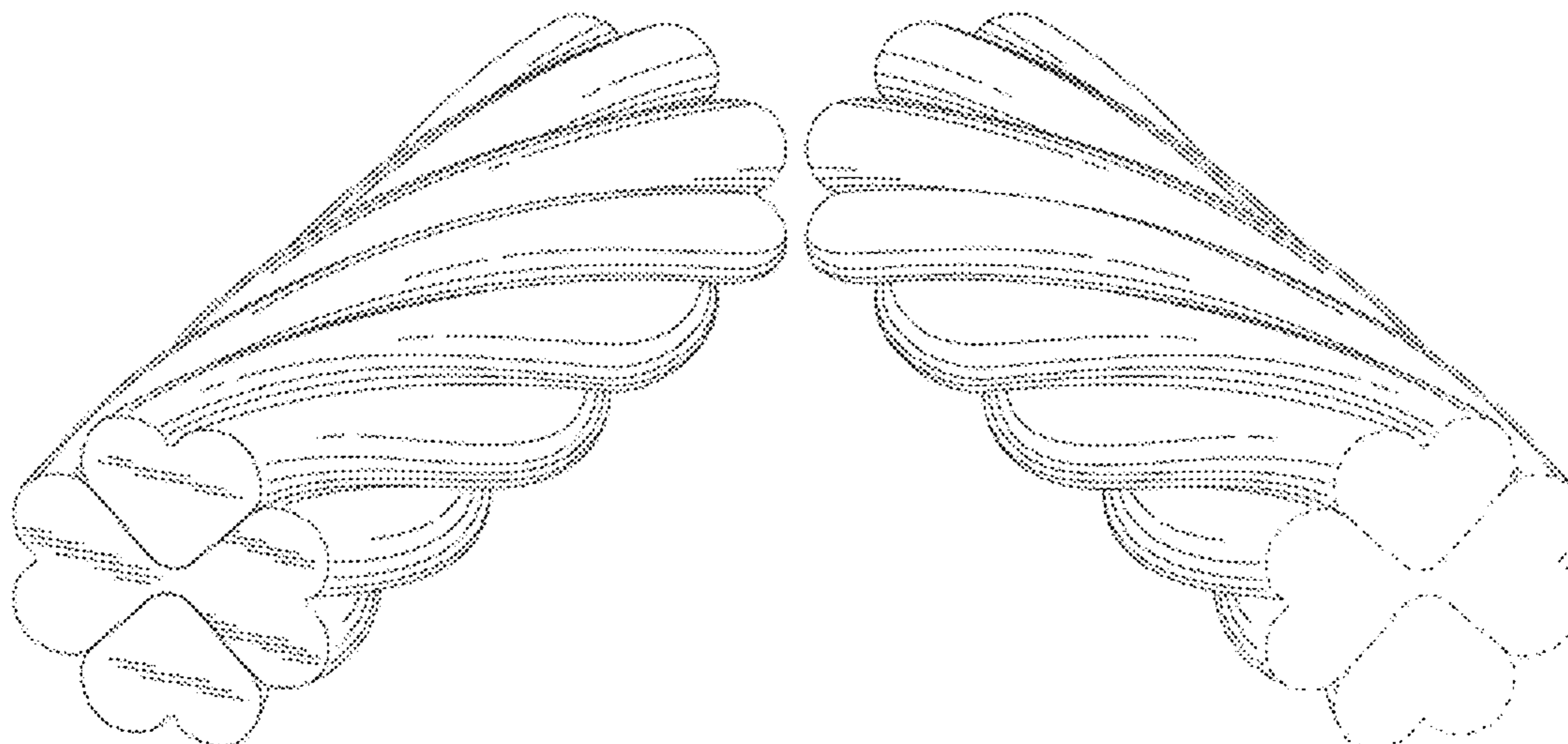
The ornamental design of a pet treat, as shown and described.

**DESCRIPTION**

FIG. 1 is a front perspective view of a first embodiment of a pet treat;  
FIG. 2 is a front elevation view thereof;  
FIG. 3 is a rear elevation view thereof;  
FIG. 4 is a top plan view thereof;  
FIG. 5 is a bottom plan view thereof;  
FIG. 6 is a right side elevation view thereof;  
FIG. 7 is a left side elevation view thereof;  
FIG. 8 is a front perspective view of a second embodiment of a pet treat;  
FIG. 9 is a rear perspective view thereof;  
FIG. 10 is a front elevation view thereof;  
FIG. 11 is a rear elevation view thereof;  
FIG. 12 is a top plan view thereof;  
FIG. 13 is a bottom plan view thereof;  
FIG. 14 is a right side elevation view thereof; and,  
FIG. 15 is a left side elevation view thereof.

The broken lines in the figures are for the purpose of illustrating unclaimed portions of the pet treat and form no part of the claimed design.

**1 Claim, 7 Drawing Sheets**



(56)

**References Cited**

## U.S. PATENT DOCUMENTS

D515,275	S	2/2006	Leiweke	
D522,712	S	6/2006	Nakata	
D534,706	S *	1/2007	Cuadrado	..... D1/125
D586,534	S	2/2009	Oelsner	
D591,479	S *	5/2009	Schalk	..... D1/199
D593,277	S	6/2009	Wylie	
D603,135	S	11/2009	Unlu	
D603,136	S	11/2009	Unlu	
D621,578	S	8/2010	Farkas	
D624,719	S *	9/2010	Last	..... D32/46
D648,917	S	11/2011	Farkas	
D649,740	S	12/2011	Bredin	
D656,055	S *	3/2012	Mouawad	..... D11/56
D658,083	S *	4/2012	Ghirardi	..... D11/1
D658,348	S	5/2012	McCleary	
D672,526	S	12/2012	Lee	
D692,206	S *	10/2013	Slusarczyk	..... D1/125
D715,201	S *	10/2014	Lee	..... D12/190
D730,617	S *	6/2015	Slusarczyk	..... D1/125
D769,768	S *	10/2016	Castaneda	..... D11/83
D789,651	S *	6/2017	Wilson	..... D1/125
D840,632	S	2/2019	Erol	
D844,281	S	4/2019	Erol	
D865,316	S	11/2019	Frank	
D878,618	S *	3/2020	Kafker	..... D24/211
10,721,945	B2	7/2020	She et al.	
2011/0052661	A1	3/2011	Weiss	

\* cited by examiner

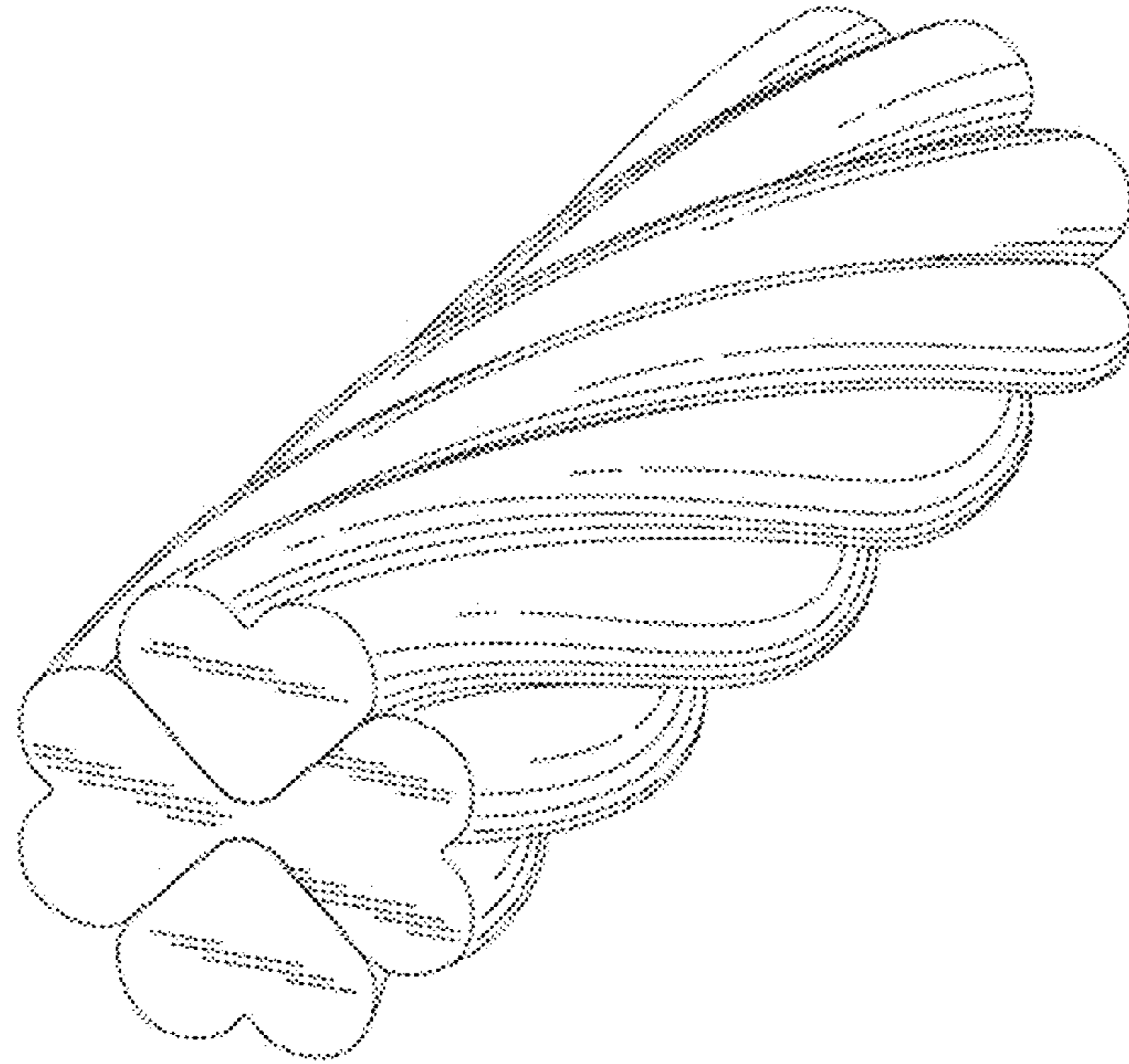


FIG. 1

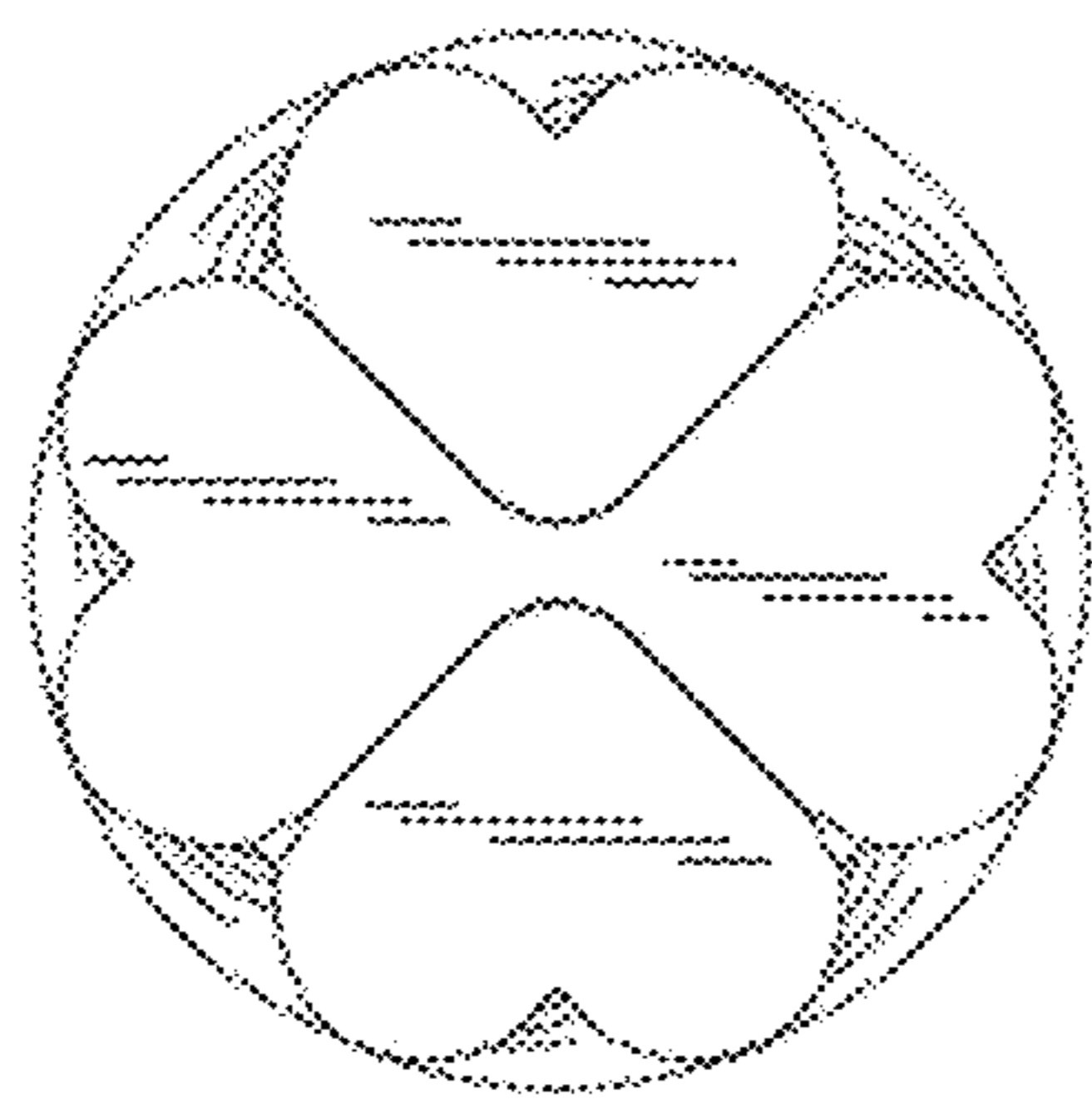


FIG. 2

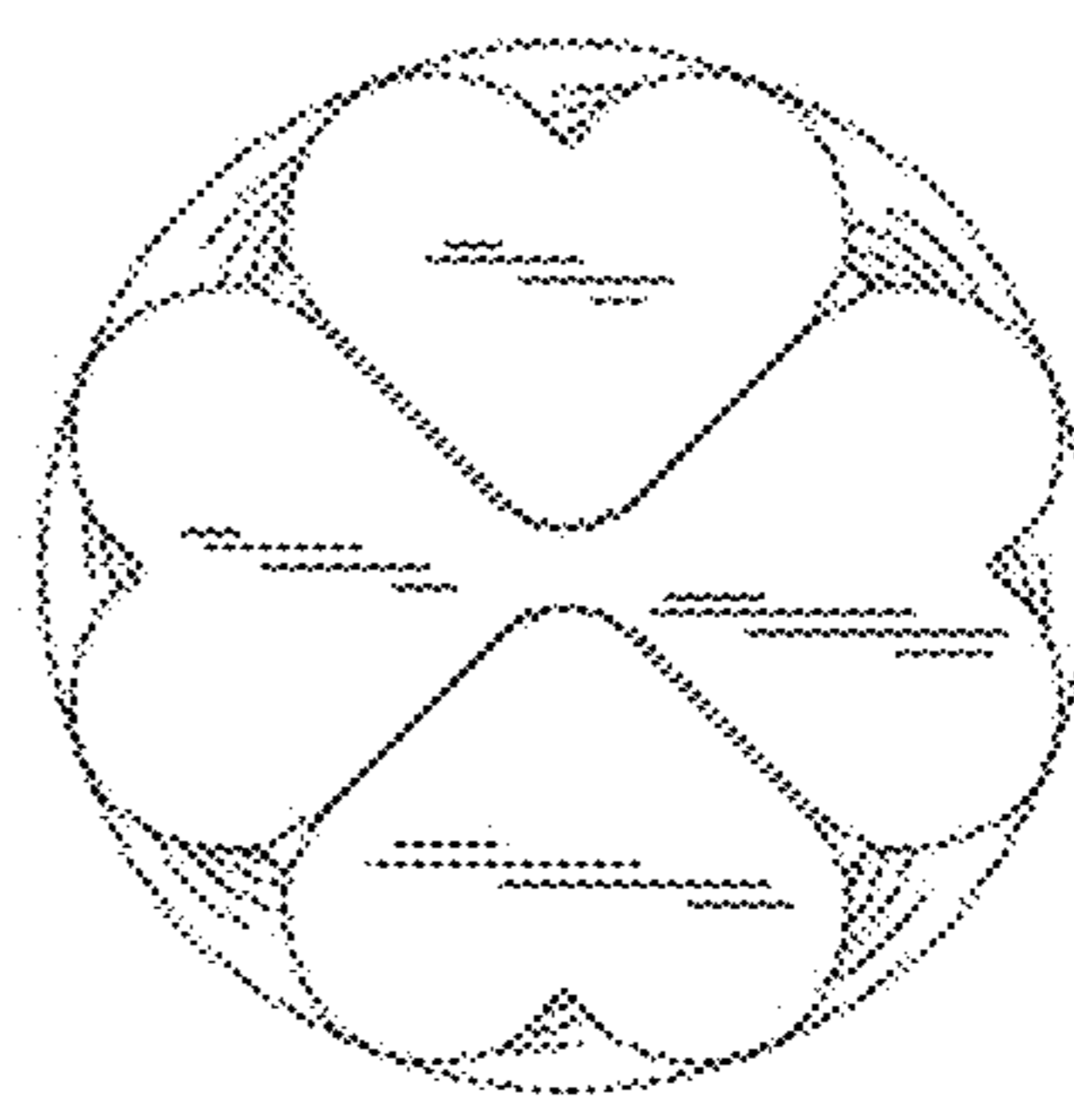


FIG. 3




FIG. 4




FIG. 5




FIG. 6




FIG. 7

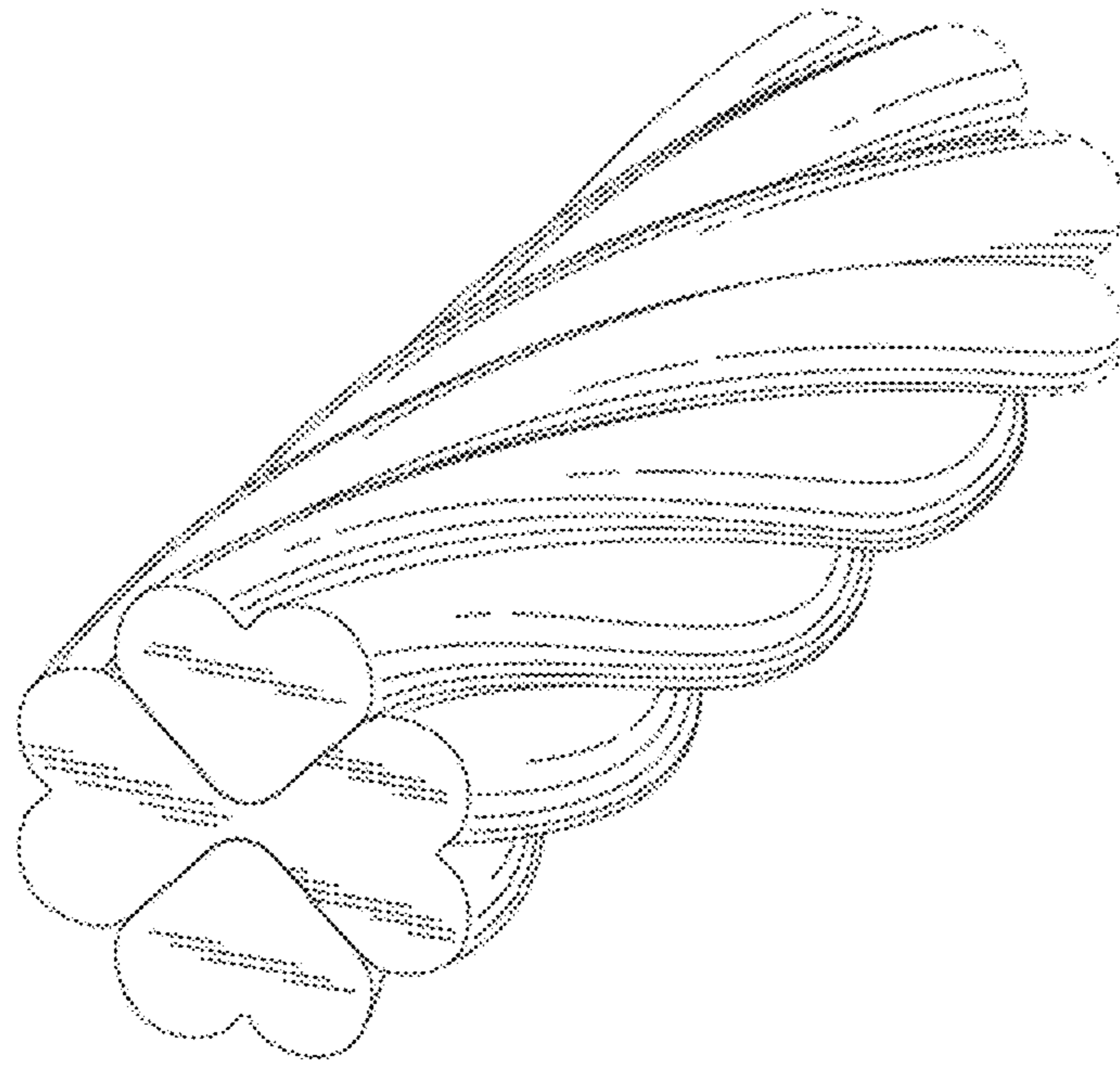


FIG. 8

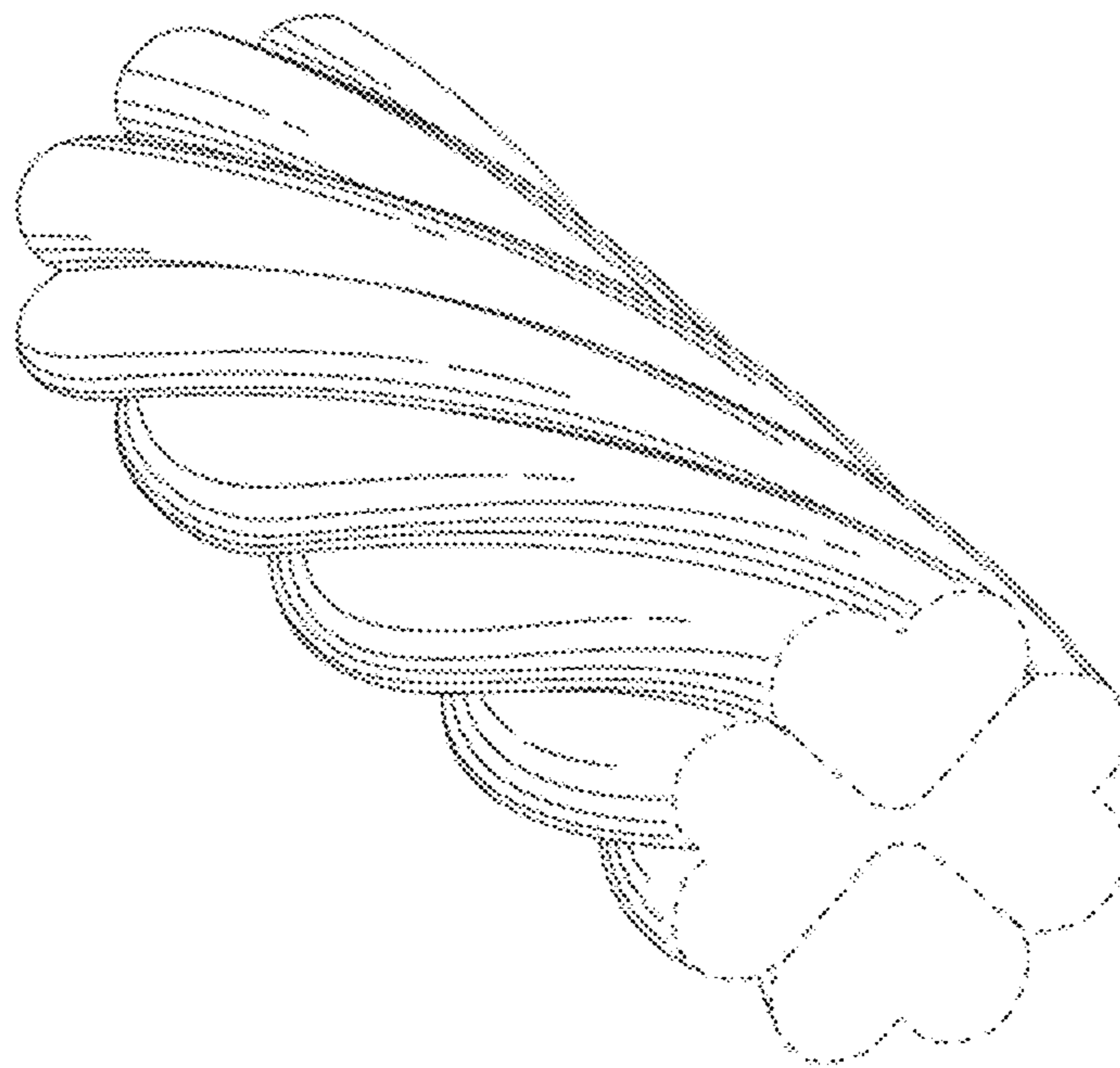


FIG. 9

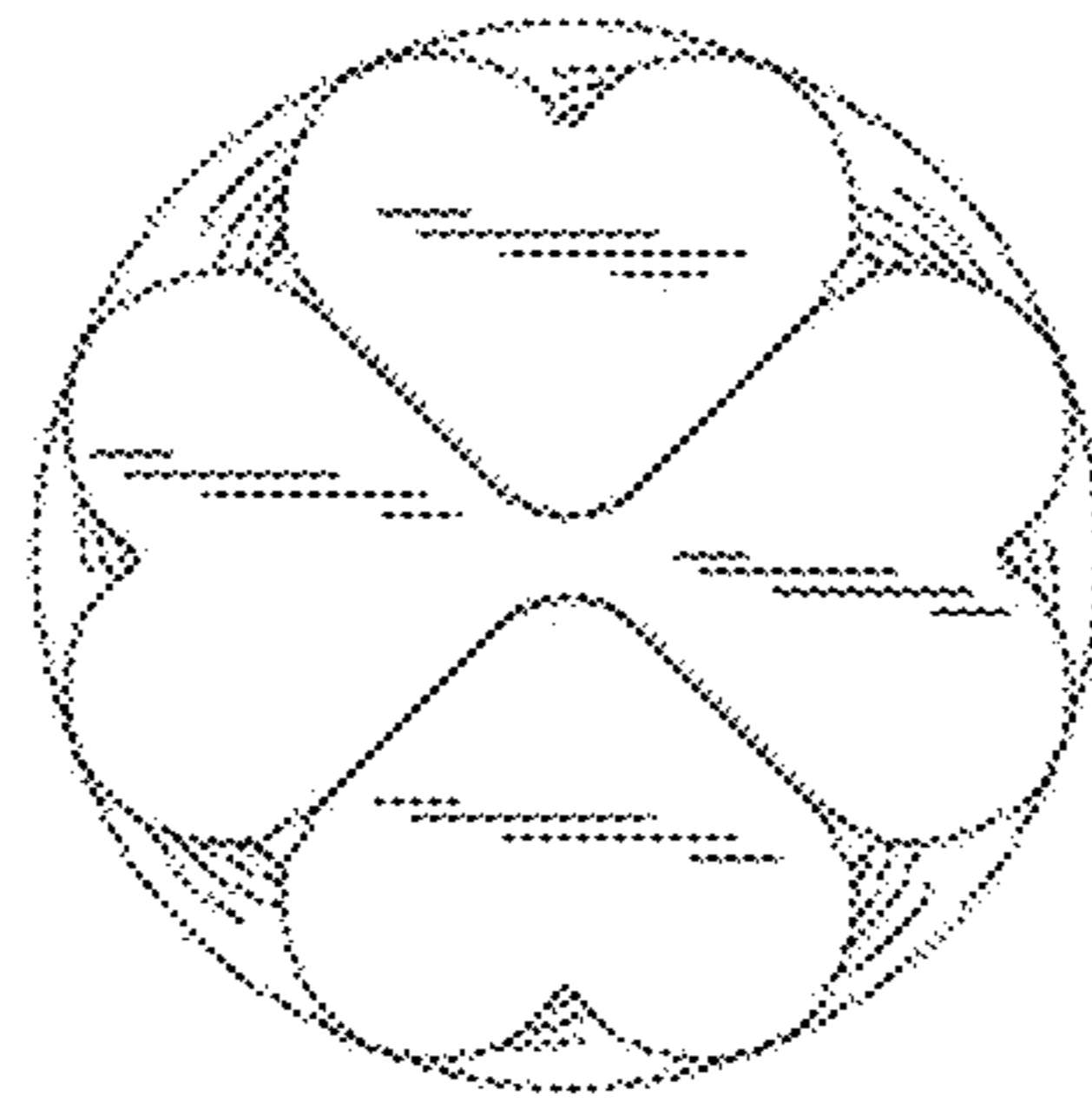


FIG. 10

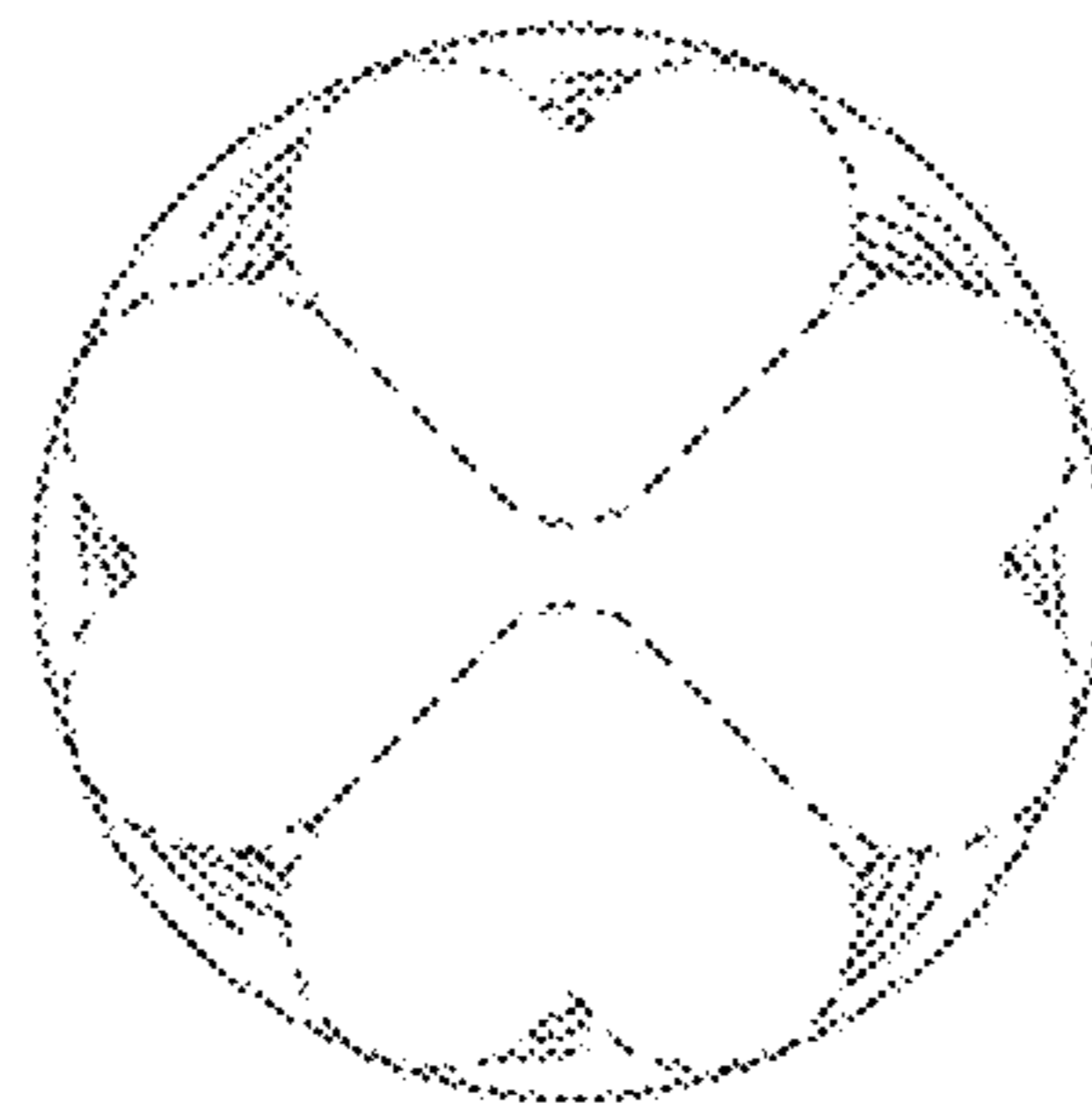


FIG. 11




FIG. 12




FIG. 13






FIG. 14




FIG. 15