



US00D952954S

(12) **United States Design Patent**
Kahawaiolaa

(10) **Patent No.:** **US D952,954 S**

(45) **Date of Patent:** **** May 24, 2022**

- (54) **HELMET SHOCK ABSORBER**
- (71) Applicant: **Maui Kahawaiolaa**, Kaneohe, HI (US)
- (72) Inventor: **Maui Kahawaiolaa**, Kaneohe, HI (US)
- (**) Term: **15 Years**
- (21) Appl. No.: **29/728,474**
- (22) Filed: **Mar. 18, 2020**
- (51) **LOC (13) Cl.** **02-99**
- (52) **U.S. Cl.**
USPC **D29/122**
- (58) **Field of Classification Search**
USPC D29/122, 102, 106, 111; D8/387, 393,
D8/397
CPC .. A42B 3/04; A42B 3/06; A42B 3/062; A42B
3/063; A42B 3/064; A42B 3/067; A42B
3/068; A42B 3/10; A42B 3/12; A42B
3/121; A42B 3/125; A42B 3/127; A42B
3/128
See application file for complete search history.

(56) **References Cited**

U.S. PATENT DOCUMENTS

- D21,673 S * 6/1892 Turner D8/387
- 3,204,586 A * 9/1965 Marsh, Jr. F23M 5/06
52/584.1
- 4,012,794 A * 3/1977 Nomiya A42B 3/064
2/6.8
- 5,320,005 A * 6/1994 Hsiao B25B 27/023
81/437
- 6,378,140 B1 * 4/2002 Abraham A42B 3/064
2/463
- 7,607,179 B2 10/2009 Shih

- 8,756,719 B2 * 6/2014 Veazie A42B 3/125
267/114
- D911,157 S * 2/2021 Polidori F16B 37/145
D8/387
- 11,229,254 B1 * 1/2022 Matteucci A42B 3/063
- 2013/0014313 A1 * 1/2013 Erb A42B 3/122
2/410
- 2019/0274389 A1 9/2019 McGuckin
- 2020/0146385 A1 * 5/2020 Young A42B 3/062
- 2021/0022429 A1 * 1/2021 Ostergard A42B 3/064
- 2021/0169168 A1 * 6/2021 Thorpe A42B 3/06
- 2021/0315305 A1 * 10/2021 Boutin A41D 13/0156

* cited by examiner

Primary Examiner — Kimberly Barnes

(74) *Attorney, Agent, or Firm* — Ross Brandborg

(57) **CLAIM**

I claim the ornamental design for a helmet shock absorber, as shown and described.

DESCRIPTION

FIG. 1 is a front view of my design for a helmet shock absorber placed in the helmet;
 FIG. 2 is a side view thereof;
 FIG. 3 is a top view thereof;
 FIG. 4 is a rear view thereof.
 FIG. 5 is an enlarged side view of an individual shock absorber shown separately for clarity of illustration;
 FIG. 6 is an enlarged perspective view thereof; and,
 FIG. 7 is an enlarged cut-away side view thereof in place in the helmet.
 Certain features of the helmet are presented in broken lines to show environment and form no part of the claimed design.

1 Claim, 7 Drawing Sheets

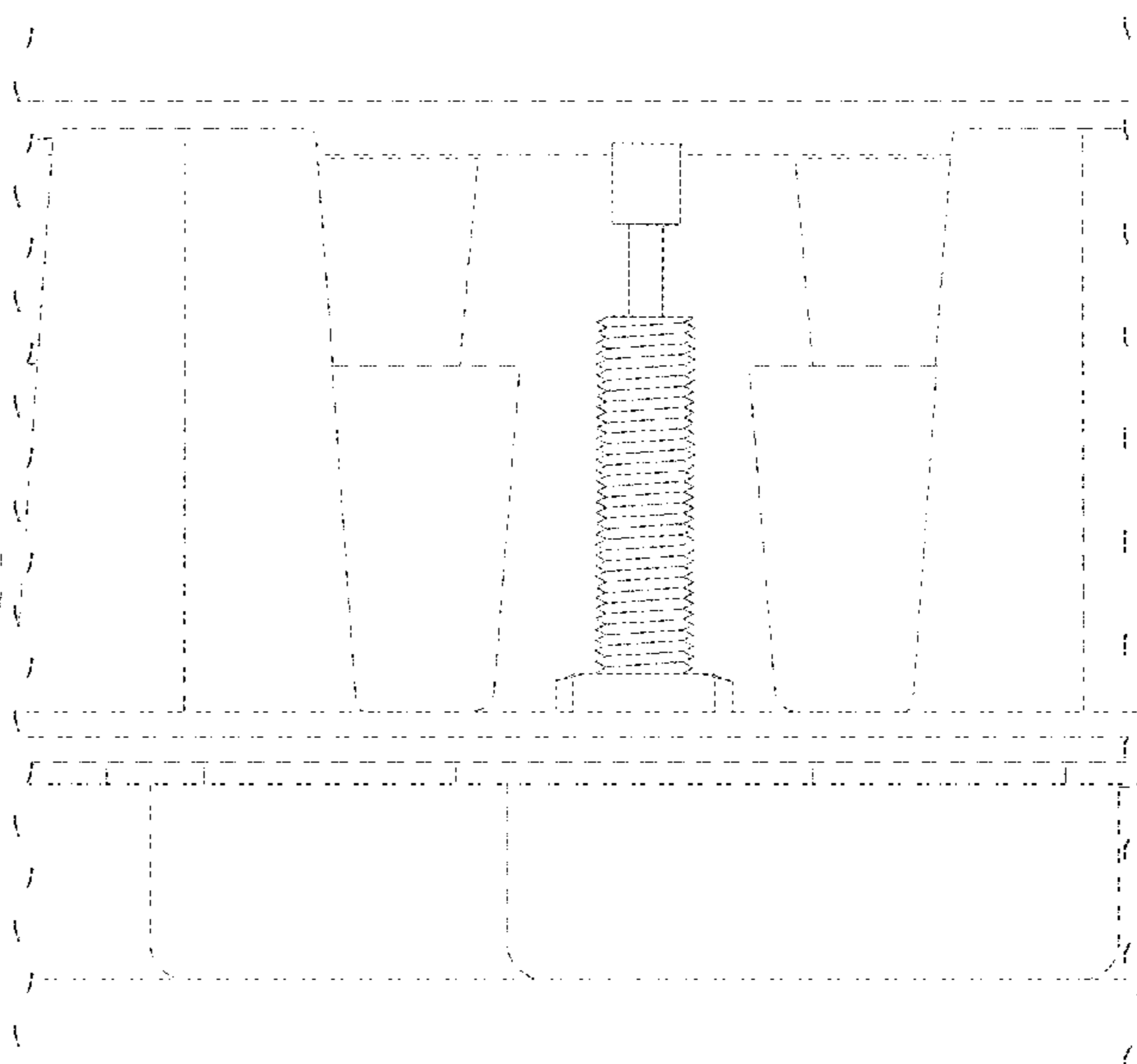
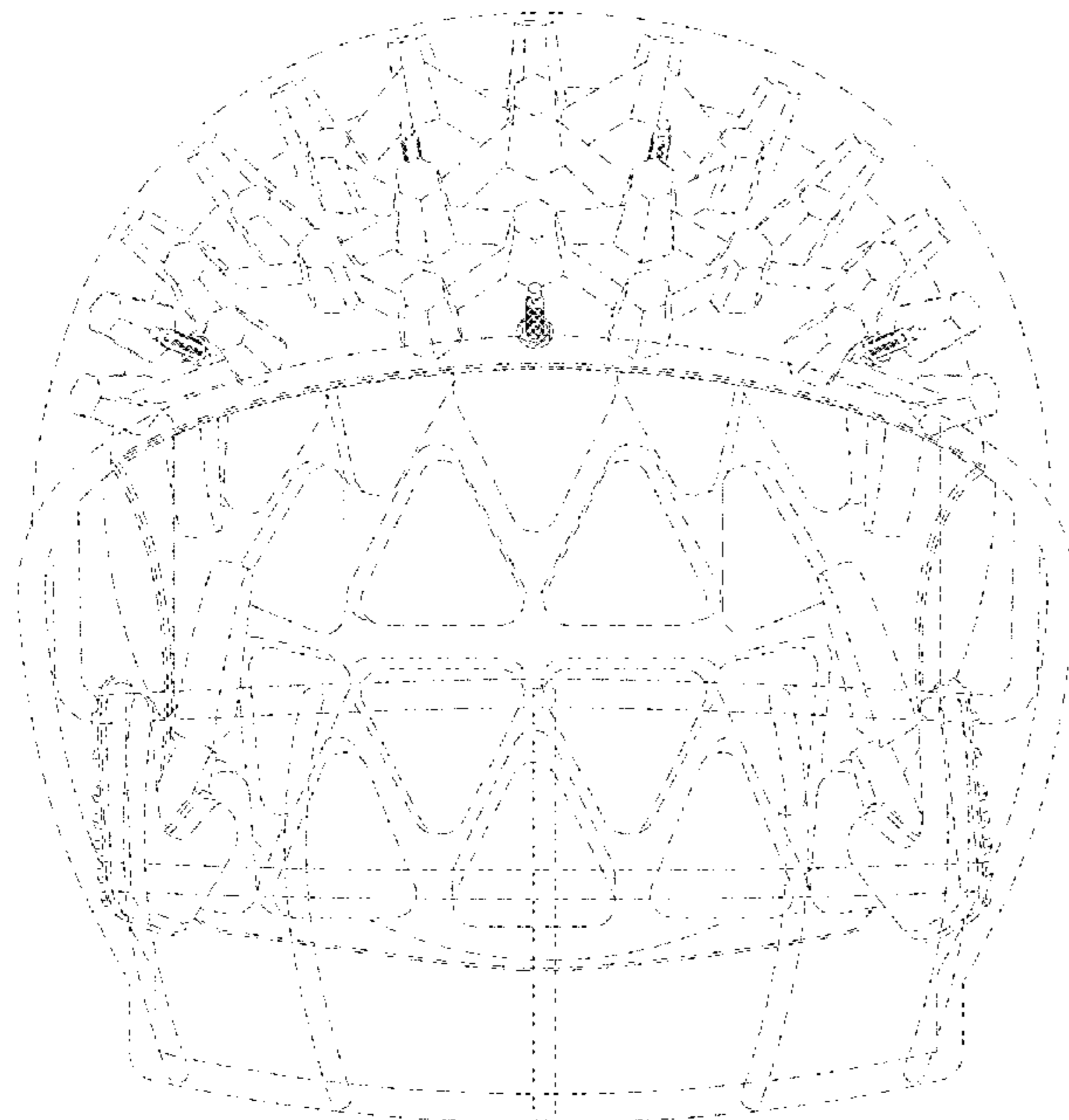


FIG.1

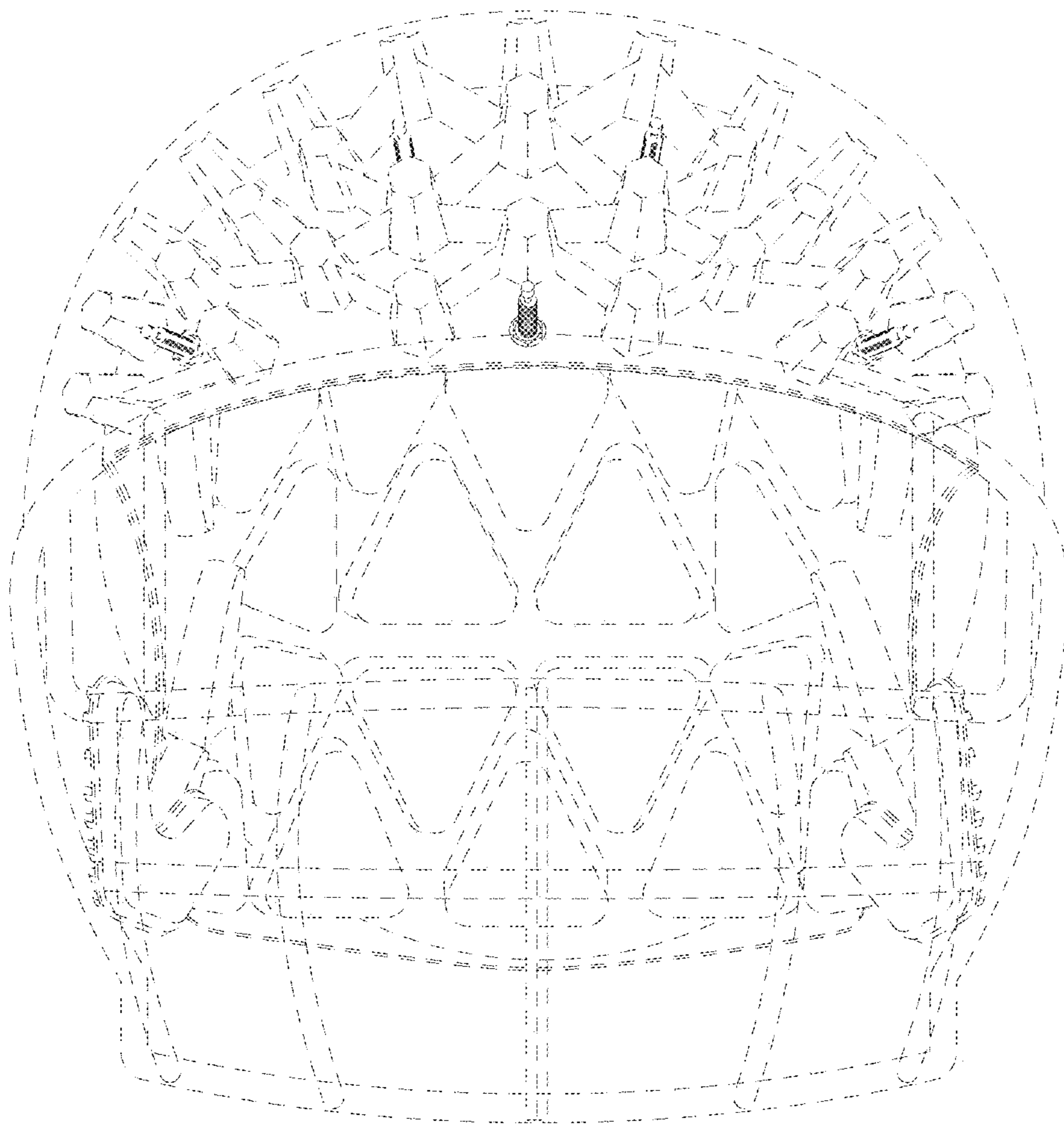


FIG.2



FIG.3

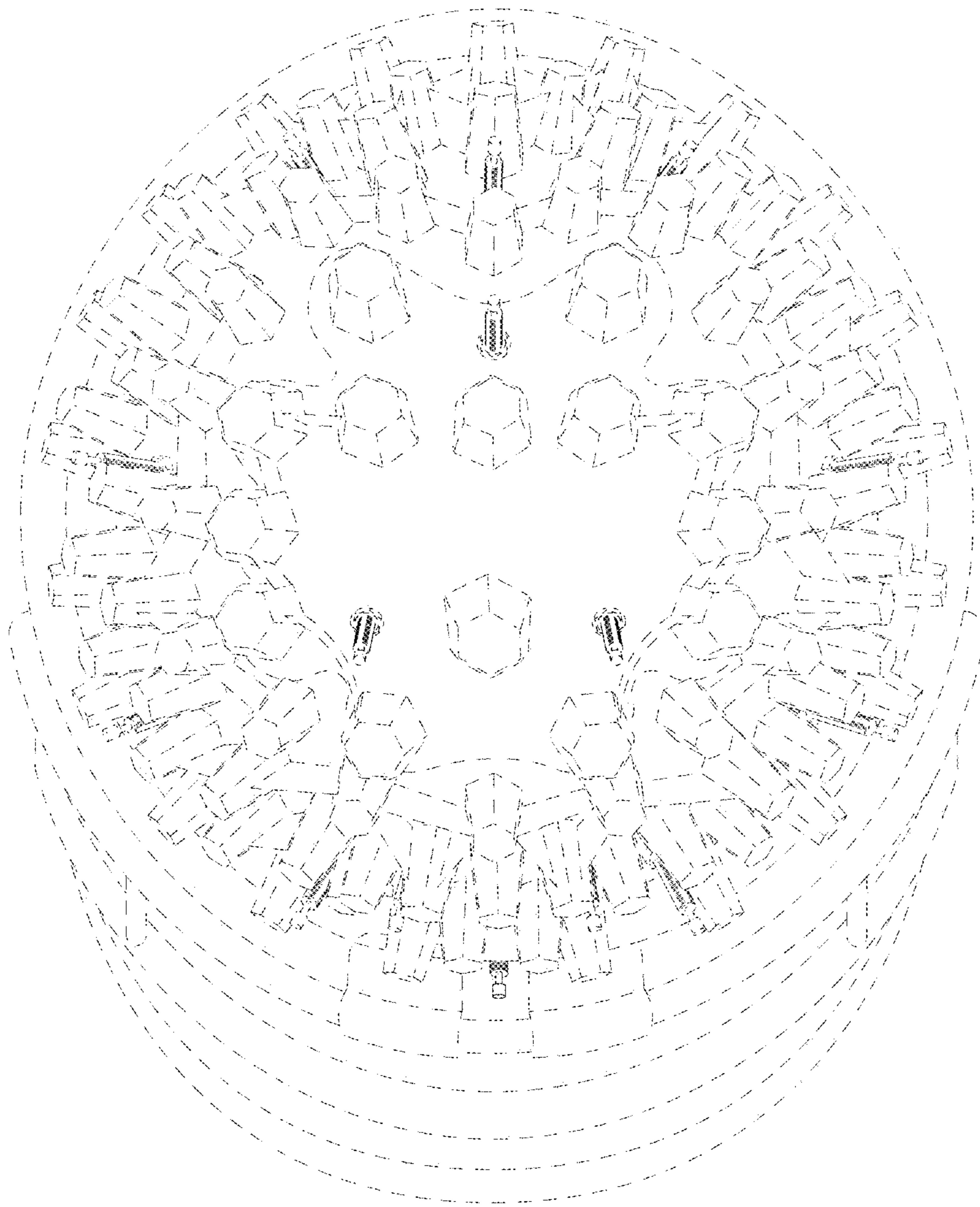


FIG.4

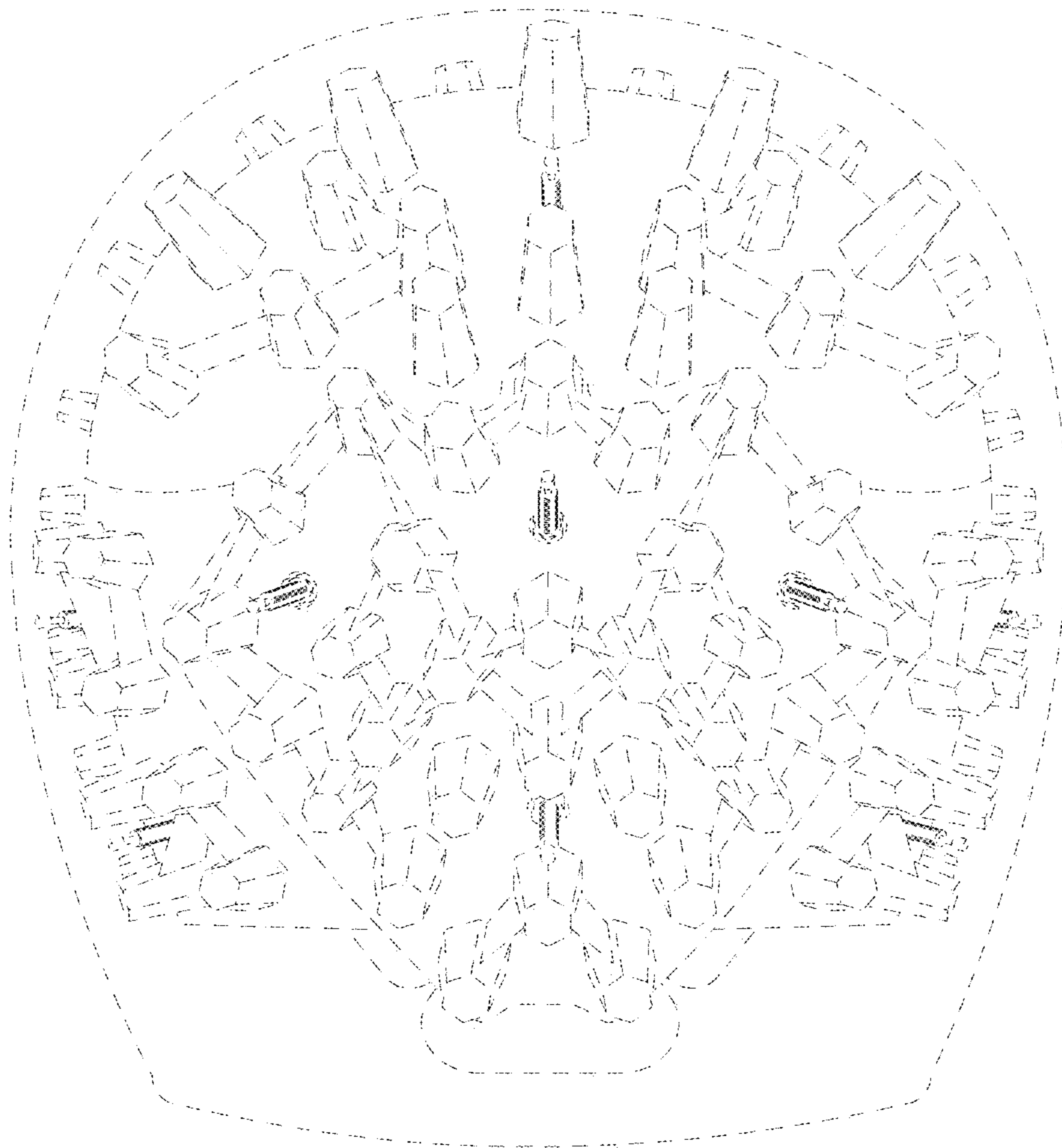


FIG.5




FIG. 6

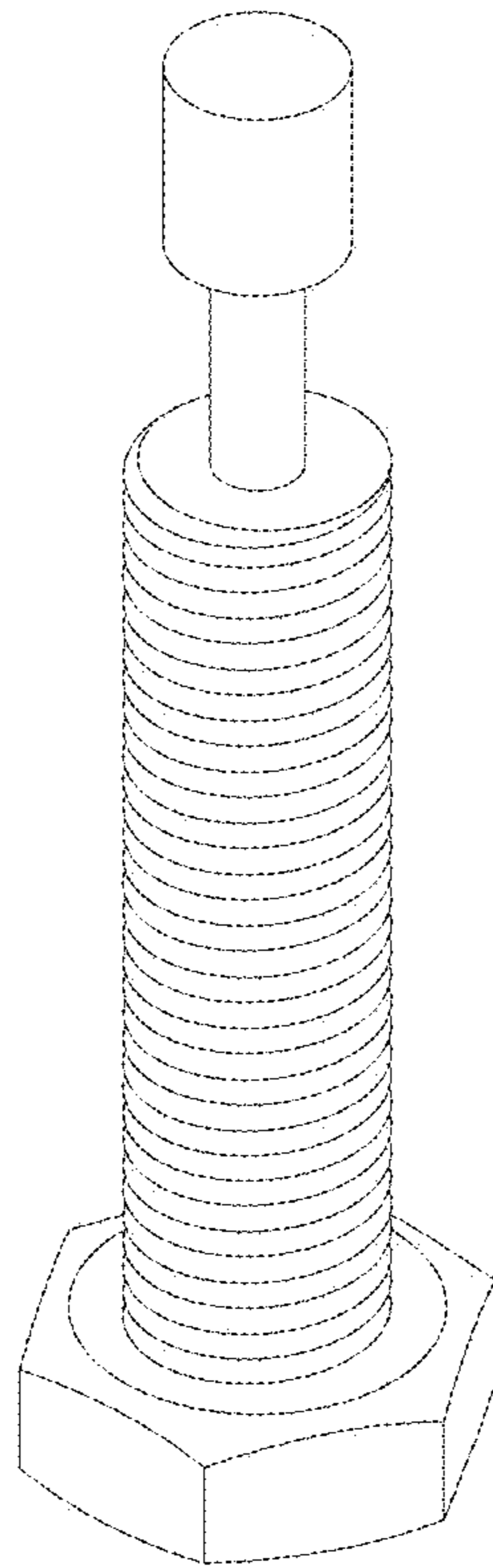


FIG.7

