



US00D952904S

(12) **United States Design Patent**
Bagnall et al.

(10) **Patent No.:** **US D952,904 S**

(45) **Date of Patent:** **** May 24, 2022**

- (54) **DOOR THRESHOLD**
- (71) Applicant: **Inverge, LLC**, Temecula, CA (US)
- (72) Inventors: **Jan Calvin Bagnall**, Murietta, CA (US); **Jeff Daniel Zember**, Temecula, CA (US)
- (73) Assignee: **Inverge, LLC**, Temecula, CA (US)
- (**) Term: **15 Years**
- (21) Appl. No.: **29/706,051**
- (22) Filed: **Sep. 17, 2019**
- (51) **LOC (13) Cl.** **25-02**
- (52) **U.S. Cl.**
USPC **D25/48.2**
- (58) **Field of Classification Search**
USPC D25/48.2, 48.3, 60, 119–125, 136, 164, D25/199
CPC E06B 1/70; E06B 2001/707; E06B 7/14; E06B 7/232
See application file for complete search history.

2,059,674 A * 11/1936 Wood E06B 7/232
49/470
2,108,137 A 2/1938 Oftedal et al.
2,840,868 A * 7/1958 May E06B 1/70
49/467

(Continued)

FOREIGN PATENT DOCUMENTS

DE 202015104176 U1 12/2016
EP 2431560 A1 3/2012

(Continued)

OTHER PUBLICATIONS

Assa Abloy “Pemko 259_Ramp Threshold” Product Catalogue [online]. Dec. 24, 2017 17 [retrieved Nov. 18, 2019]. URL: <https://www.assa-abloydooraccessories.us/en/products/thresholds-ramps/modular-ramps/barrier-free-ramp-thresholds/2591/>; first illustration.

(Continued)

Primary Examiner — Llorellys Martinez
(74) *Attorney, Agent, or Firm* — Procopio Cory Hargreaves and Savitch LLP

(57) **CLAIM**

The ornamental design for a door threshold, as shown and described.

DESCRIPTION

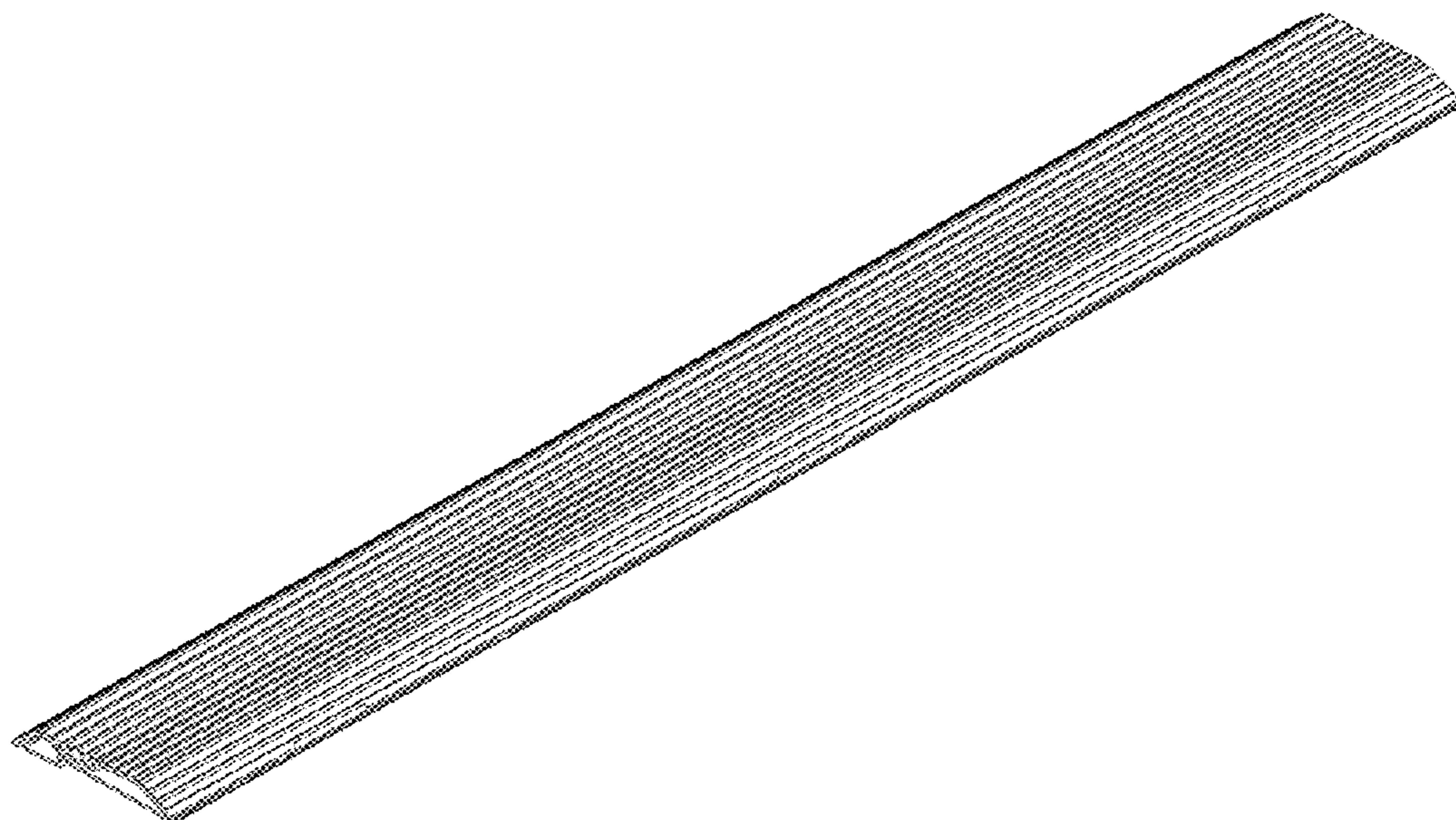
FIG. 1 is a front perspective view of a door threshold.
FIG. 2 is a front elevational view of a door threshold.
FIG. 3 is a rear elevational view of a door threshold.
FIG. 4 is a right side elevational view of a door threshold.
FIG. 5 is a left side elevational view of a door threshold.
FIG. 6 is a top plan view of a door threshold.
FIG. 7 is a bottom plan view of a door threshold; and,
FIG. 8 is a front perspective view of a door threshold.
The broken lines shown in FIG. 6 illustrate portions of the door threshold that form no part of the claimed design.

1 Claim, 5 Drawing Sheets

(56) **References Cited**

U.S. PATENT DOCUMENTS

- 163,224 A * 5/1875 McEy E06B 1/70
49/471
- 737,534 A * 8/1903 Vose E06B 7/232
49/483.1
- 1,826,613 A * 10/1931 Garrison E06B 1/70
49/467
- 1,890,672 A * 12/1932 Coco E06B 1/70
49/467
- 1,936,641 A * 11/1933 Plym E06B 1/70
49/470
- 2,049,494 A * 8/1936 Fauner E06B 7/232
49/489.1



US D952,904 S

Page 2

(56)

References Cited

U.S. PATENT DOCUMENTS

2,999,280 A * 9/1961 Miller E06B 1/70
49/467
5,067,279 A 11/1991 Hagemeyer
5,524,391 A * 6/1996 Joffe E06B 1/70
49/467
5,673,517 A * 10/1997 Stanclift E06B 1/70
49/467
6,289,635 B1 9/2001 Procton et al.
D474,845 S * 5/2003 Babka D25/119
7,669,369 B2 3/2010 Procton et al.
8,033,056 B2 10/2011 Wernlund et al.
D797,309 S 9/2017 Jaskiewicz et al.
11,230,875 B2 * 1/2022 Bagnall E06B 1/70
2002/0078641 A1 6/2002 Procton et al.
2002/0194787 A1 12/2002 Bennett
2006/0174545 A1 * 8/2006 Young E06B 1/70
49/468
2008/0110100 A1 * 5/2008 Heppner E06B 1/70
49/471
2010/0325982 A1 * 12/2010 Bogenhagen E06B 1/70
52/211

2013/0199102 A1 * 8/2013 Rager-Frey E06B 7/14
49/469
2014/0259951 A1 * 9/2014 Karl E06B 1/70
49/469
2018/0087260 A1 3/2018 Priester
2018/0266168 A1 * 9/2018 Jetton E06B 1/70
2020/0087976 A1 * 3/2020 Bagnall E06B 7/14
2021/0140226 A1 * 5/2021 Kendall E06B 1/70

FOREIGN PATENT DOCUMENTS

GB 505992 A 5/1939
GB 2297112 A 7/1996
GB 2381287 A 4/2003
GB 2385877 A 9/2003
JP 2000303523 A 10/2000

OTHER PUBLICATIONS

International Search Report and Written Opinion dated Dec. 11,
2019 for corresponding application PCT/US19/51591 (9 pages).

* cited by examiner

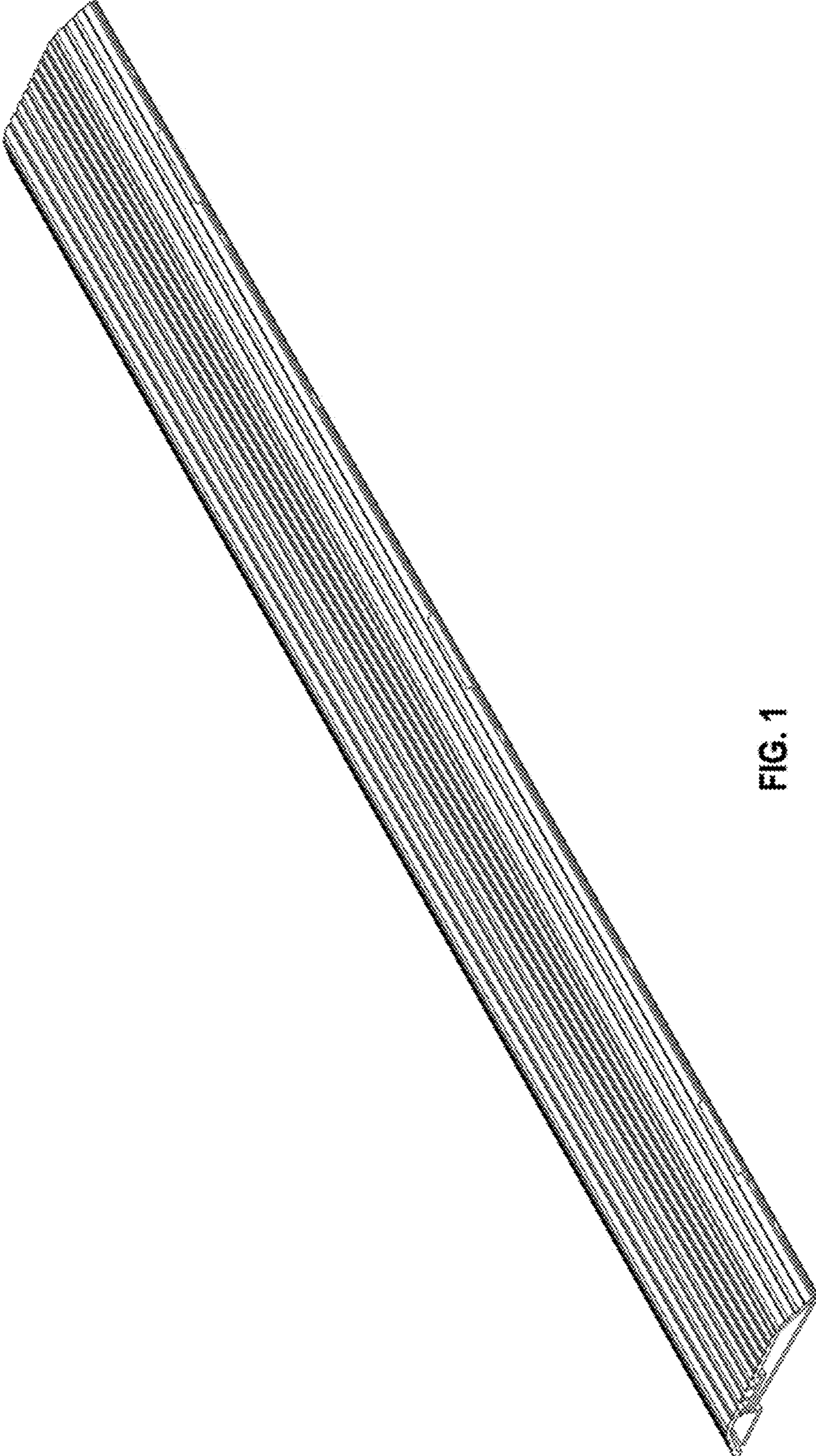


FIG. 1



FIG. 2



FIG. 3

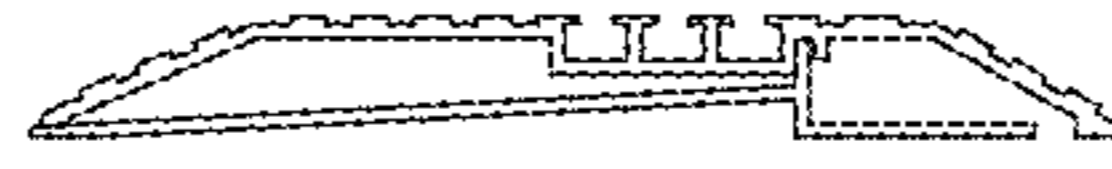


FIG. 4

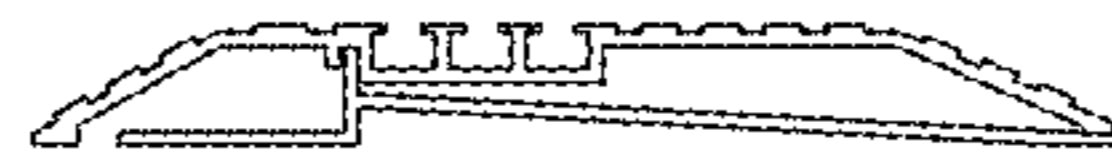


FIG. 5




FIG. 6

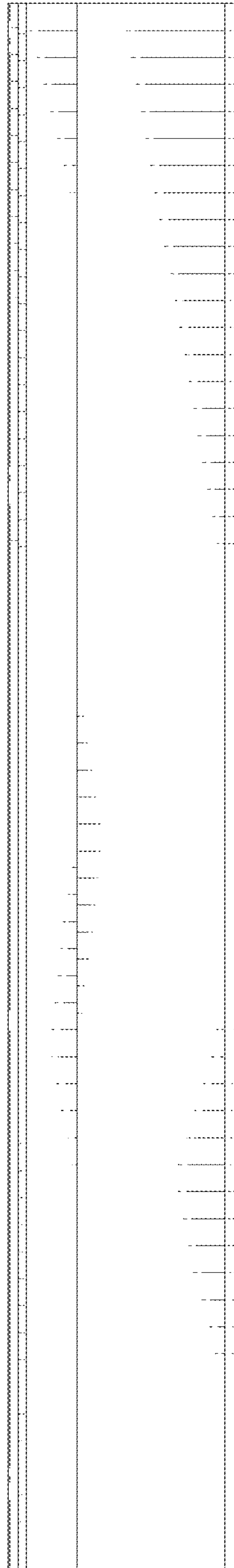


FIG. 7




FIG. 8