



US00D952891S

(12) **United States Design Patent**
Cai

(10) **Patent No.:** **US D952,891 S**

(45) **Date of Patent:** **** May 24, 2022**

(54) **VIBRATOR**

(71) Applicant: **Dongguan Jindouyun Silicone Electronics Co., Ltd.**, Dongguan (CN)

(72) Inventor: **Xuefei Cai**, Dongguan (CN)

(**) Term: **15 Years**

(21) Appl. No.: **29/806,265**

(22) Filed: **Sep. 2, 2021**

(51) **LOC (13) Cl.** **28-03**

(52) **U.S. Cl.**
USPC **D24/215**

(58) **Field of Classification Search**
USPC D24/215, 200, 211, 212, 213, 214, 141,
D24/133
CPC A61H 19/00; A61H 19/30; A61H 19/32;
A61H 19/34; A61H 19/40; A61H 19/44;
A61H 19/50; A61H 21/00; A61H 23/00;
A61H 2205/087

See application file for complete search history.

(56) **References Cited**

U.S. PATENT DOCUMENTS

D605,779	S *	12/2009	Murison	D24/215
D681,224	S *	4/2013	Chen	D24/215
D685,492	S *	7/2013	Chen	D24/215
D739,951	S *	9/2015	Tai	D24/215
D879,990	S *	3/2020	Qiu	D24/215
D879,992	S *	3/2020	Li	D24/215
D882,109	S *	4/2020	Qiu	D24/215
D884,914	S *	5/2020	Gao	D24/215
D920,530	S *	5/2021	Sedic	D24/215
2014/0228629	A1 *	8/2014	Baetica	A61H 23/00 600/38
2017/0027809	A1 *	2/2017	Lenke	A61H 19/44
2020/0281808	A1 *	9/2020	Kirsten	A61H 19/34

OTHER PUBLICATIONS

Womanizer—InsideOut. Date: Apr. 20, 2018. [online]. [Site visited Nov. 5, 2021]. Available from Internet URL: <https://www.amazon.com/dp/B076KMFBH5/> (Year: 2018).*

Diweit—Clitoral Sucking Vibrator. Date: Aug. 12, 2020. [online]. [Site visited Nov. 5, 2021]. Available from Internet URL: <https://www.amazon.com/dp/B08FQQKBY/> (Year: 2020).*

Vibrators. (Design—© Questel) orbit.com. [Online PDF compilation of references] 37 pgs. Print Dates Range Nov. 27, 2013-Jun. 12, 2020 [Retrieved Nov. 9, 2021] <https://www.orbit.com/export/UCZAH96B/pdf4/569b4156-3f67-4307-8eed-50736d136ebb-163632.pdf> (Year: 2021).*

* cited by examiner

Primary Examiner — Susan Bennett Hattan

Assistant Examiner — Landon Thomas Cassell

(74) *Attorney, Agent, or Firm* — Runit Ranjit Kanakia

(57) **CLAIM**

The ornamental design for a vibrator, as shown and described.

DESCRIPTION

FIG. 1 is a perspective view of a vibrator showing my present design;

FIG. 2 is a front view thereof;

FIG. 3 is a rear view thereof;

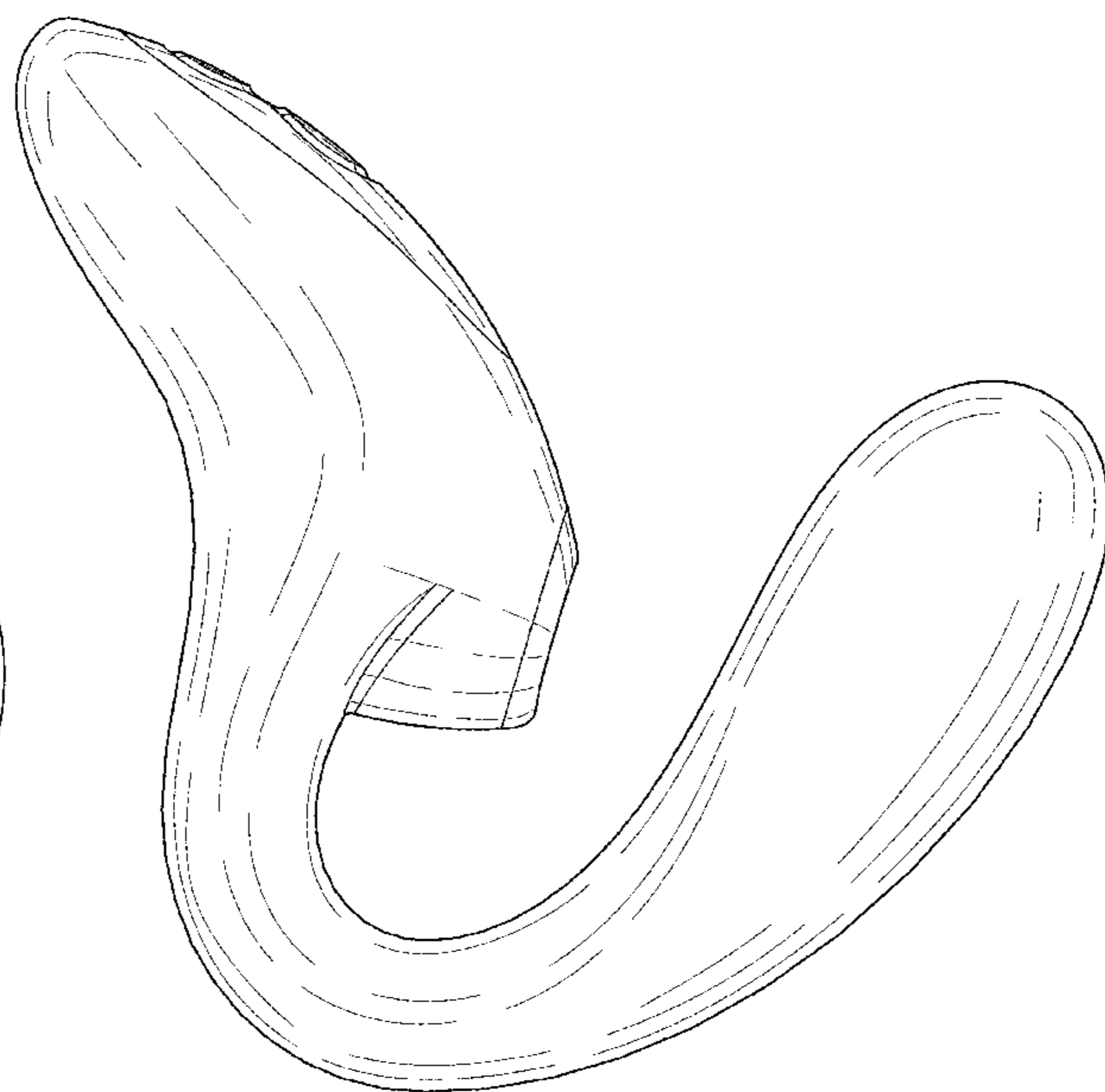
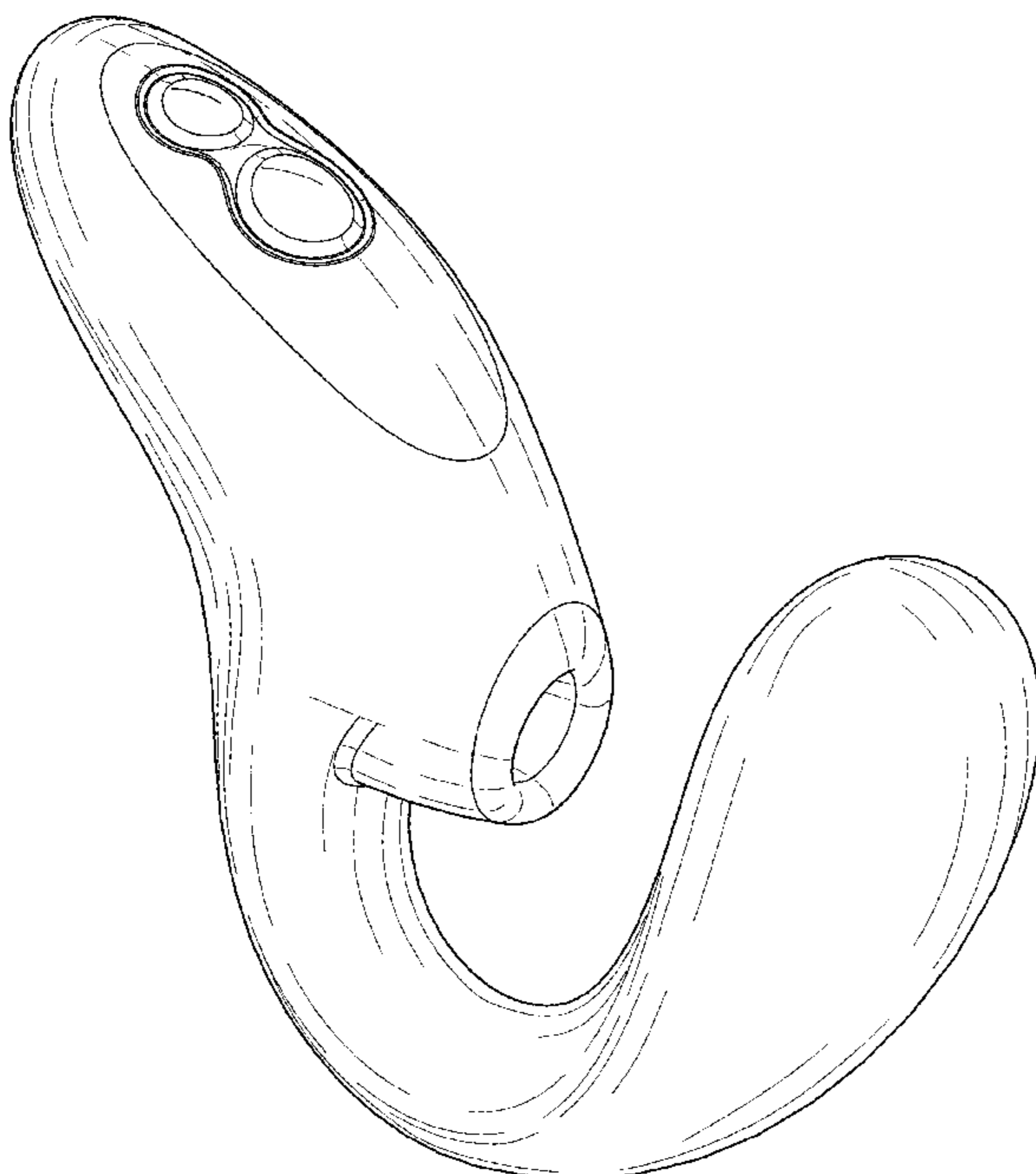
FIG. 4 is a left side view thereof;

FIG. 5 is a right side view thereof;

FIG. 6 is a top view thereof; and,

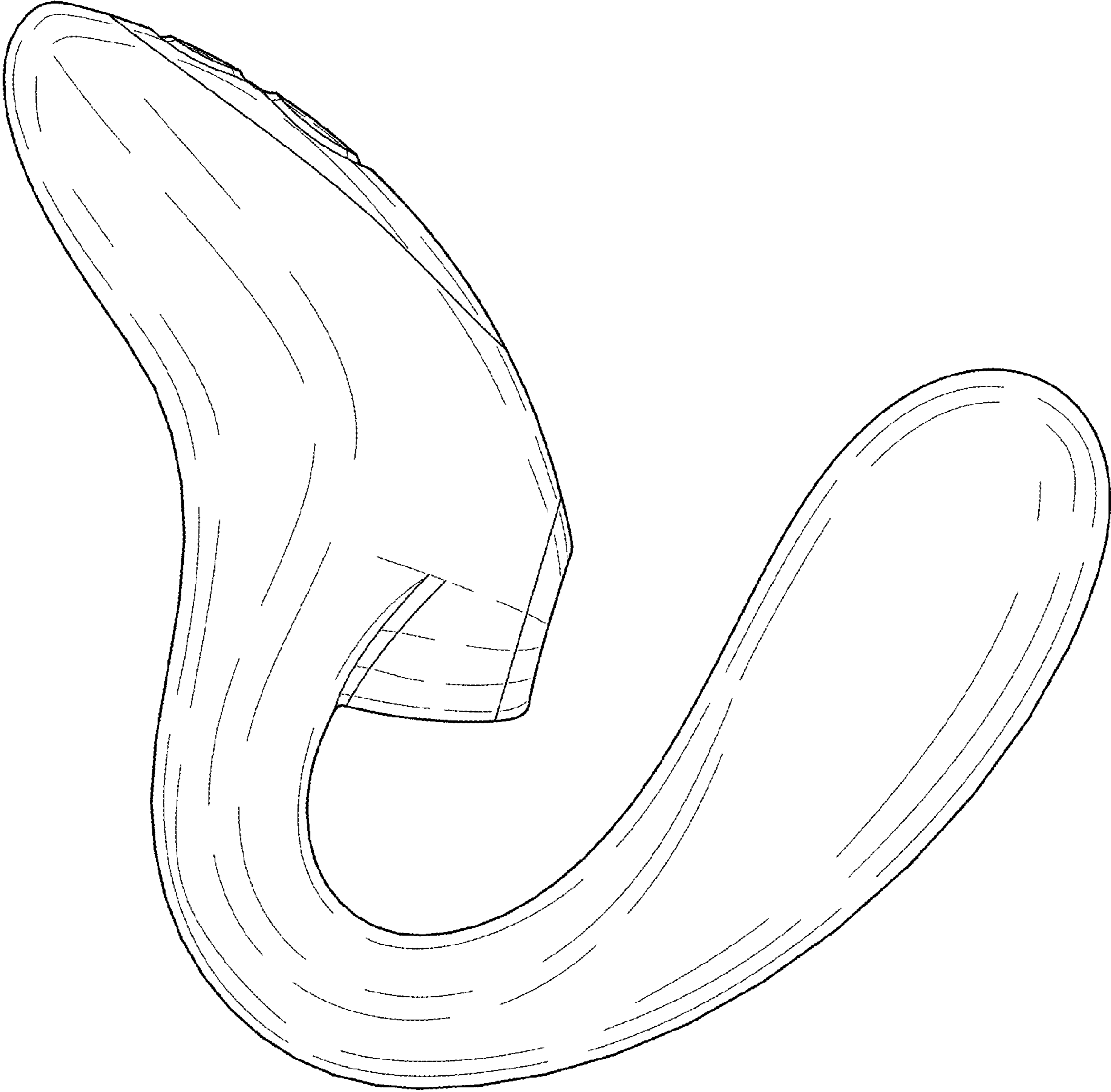
FIG. 7 is a bottom view thereof.

1 Claim, 7 Drawing Sheets

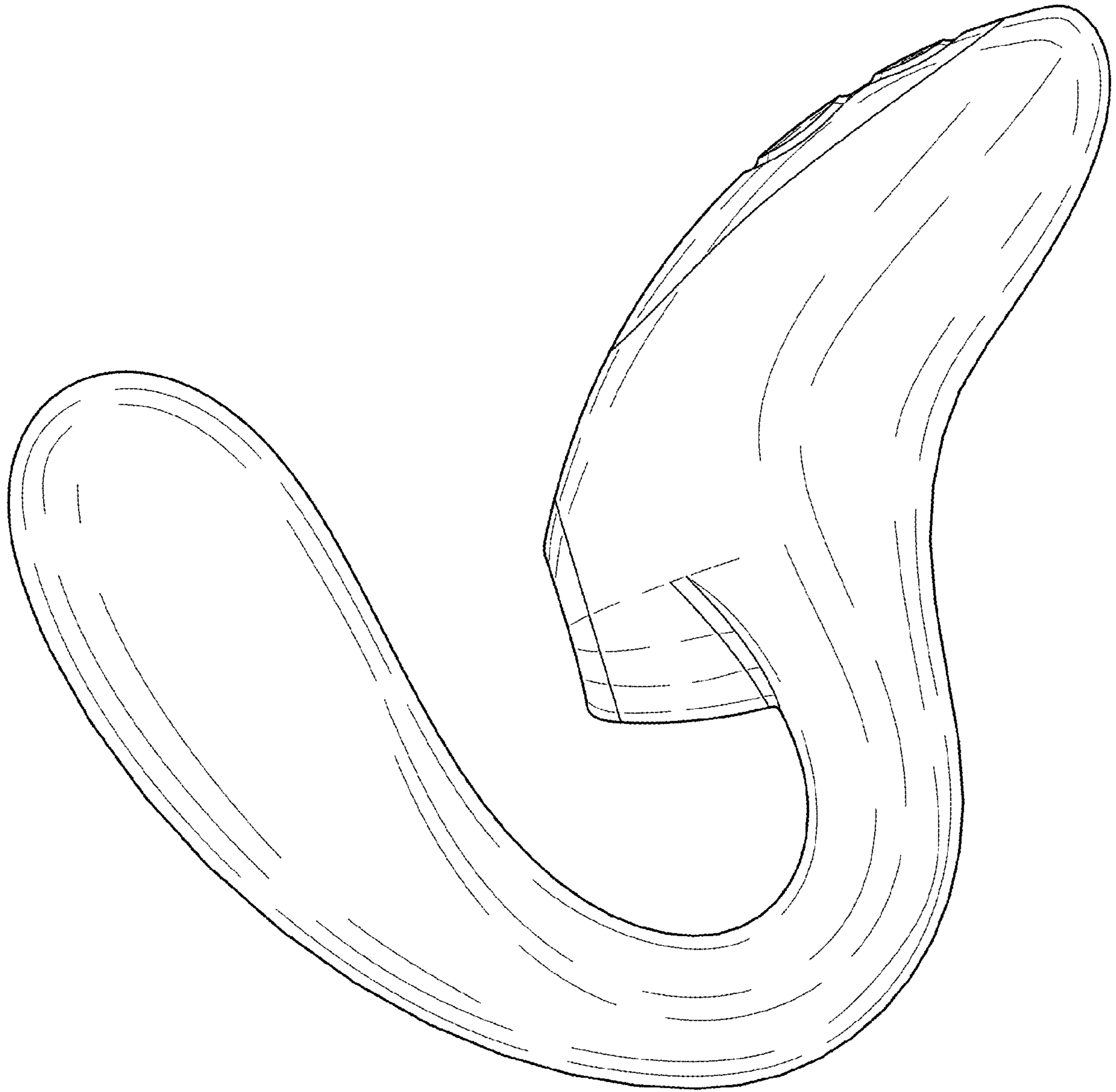




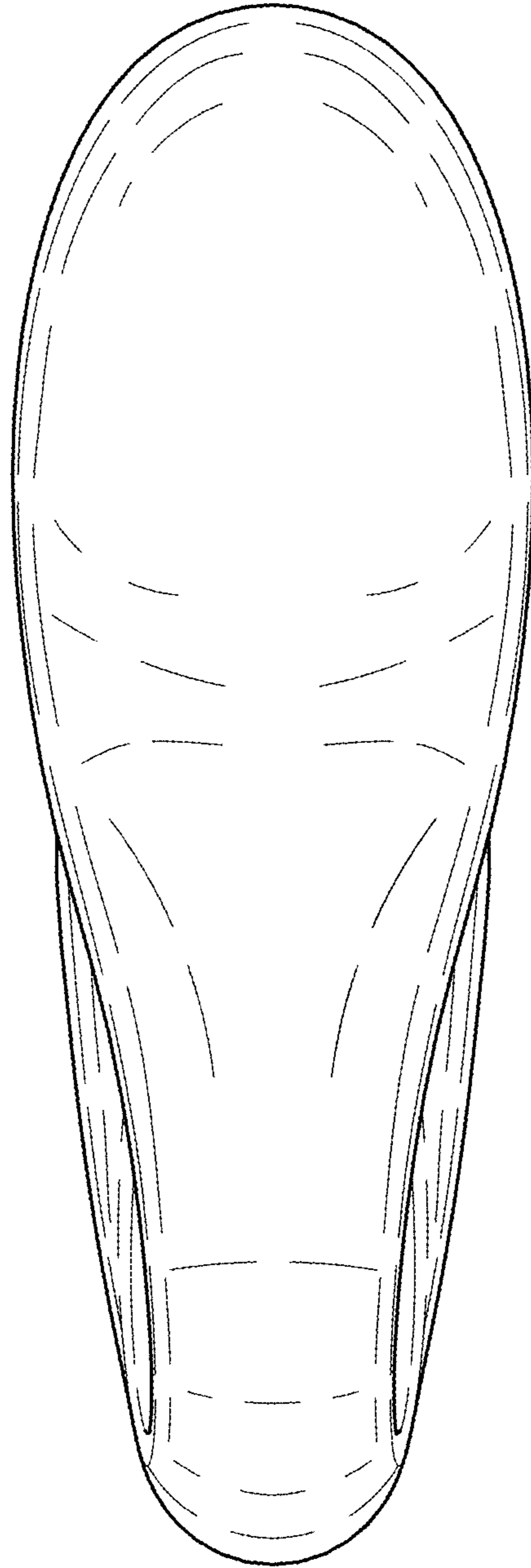
F I G . 1




F I G . 2



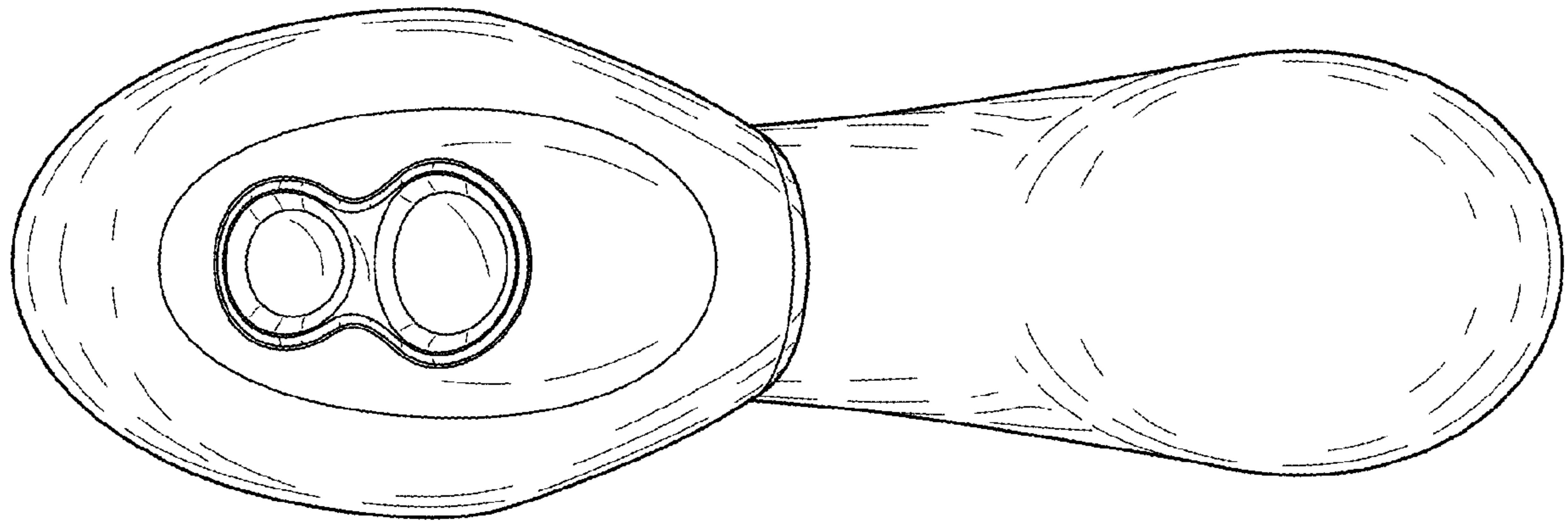
F I G. 3



F I G. 4



F I G . 5



F I G . 6

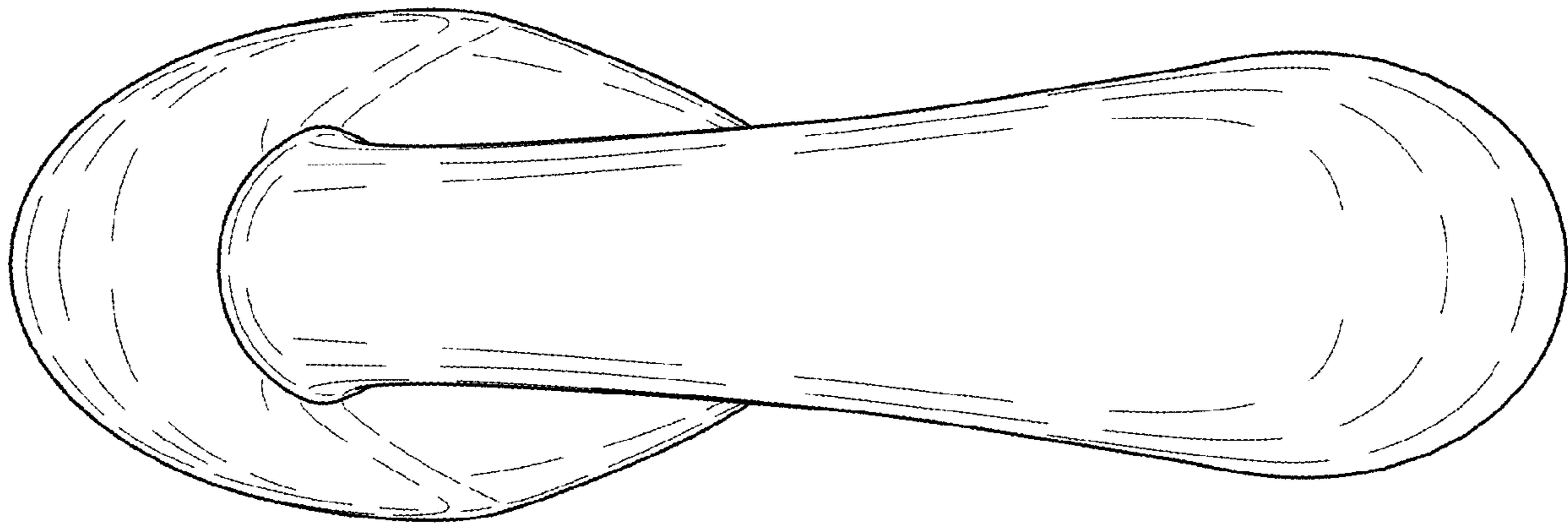


FIG. 7