

US00D952884S

(12) **United States Design Patent** (10) **Patent No.:** **US D952,884 S**
Wang (45) **Date of Patent:** **** May 24, 2022**

(54) **MESSAGE GUN**

(71) Applicant: **XIAMEN SIMO ELECTRONIC CO., LTD**, Fujian (CN)

(72) Inventor: **Jeson Wang**, Fujian (CN)

(73) Assignee: **XIAMEN SIMO ELECTRONIC CO., LTD**, Fujian (CN)

(**) Term: **15 Years**

(21) Appl. No.: **29/729,496**

(22) Filed: **Mar. 27, 2020**

(30) **Foreign Application Priority Data**

Sep. 30, 2019 (CN) 201930540531.3

(51) **LOC (13) Cl.** **28-03**

(52) **U.S. Cl.**
USPC **D24/215**

(58) **Field of Classification Search**
USPC D24/200, 211, 212, 213, 214, 215;
D8/14.1; D28/13
CPC . A61H 2201/1635; A61H 23/006; A61H 1/00
See application file for complete search history.

(56) **References Cited**

U.S. PATENT DOCUMENTS

D872,869	S *	1/2020	Lu	D24/215
D877,351	S *	3/2020	Wersland	D24/215
D879,985	S *	3/2020	Wersland	D24/214
D879,986	S *	3/2020	Wersland	D24/214
D880,714	S *	4/2020	Wersland	D24/215
D880,715	S *	4/2020	Wersland	D24/215
D880,716	S *	4/2020	Wersland	D24/215
D884,915	S *	5/2020	Wersland	D24/215
D885,601	S *	5/2020	Wersland	D24/215
D887,573	S *	6/2020	Wersland	D24/215
10,714,953	B1 *	7/2020	Solana	H02J 7/0044
D912,268	S *	3/2021	Xiang	D24/215
D912,835	S *	3/2021	Ren	D24/200

10,940,081	B2 *	3/2021	Nazarian	H02K 11/0094
10,959,911	B2 *	3/2021	Wersland	A61H 1/00
D921,914	S *	6/2021	Wersland	D24/214
2016/0367425	A1 *	12/2016	Wersland	A61H 1/008

(Continued)

OTHER PUBLICATIONS

Alibaba, "Body Percussion Massage Gun", Jul. 13, 2021. https://simomassager.en.alibaba.com/product/62249380846-822758692/Body_percussion_deep_muscle_flat_vibration_body_bullet_message_gun_device.html?spm=a2700.shop_plgr.41413.36.685a3f4a0NzghG. Shown on p. 1. (Year: 2021).*

(Continued)

Primary Examiner — Cynthia Ramirez

Assistant Examiner — Michael A Maharajh

(74) *Attorney, Agent, or Firm* — JCIP Global Inc.

(57) **CLAIM**


The ornamental design for a massage gun, as shown and described.

DESCRIPTION

FIG. 1 is a perspective view of a massage gun showing my new design;
FIG. 2 is another perspective view thereof;
FIG. 3 is a front view thereof;
FIG. 4 is a rear view thereof;
FIG. 5 is a left side view thereof;
FIG. 6 is a right side view thereof;
FIG. 7 is a top view thereof; and,
FIG. 8 is a bottom view thereof.

The white evenly spaced broken lines in the drawings represent portions of the massage gun that form no part of the claimed design. The black uneven dot-dash broken lines in the drawings represent a boundary line that form no part of the claimed design. The lighter shaded portions of the massage gun shown within the black uneven dot-dash boundary lines form no part of the claim design.

1 Claim, 8 Drawing Sheets



(56)

References Cited

U.S. PATENT DOCUMENTS

2017/0304145 A1* 10/2017 Pepe A61H 23/006
2018/0200141 A1* 7/2018 Wersland A61H 15/0085
2020/0069510 A1* 3/2020 Wersland A61H 23/006
2020/0214930 A1* 7/2020 Wersland A61H 1/00
2020/0261306 A1* 8/2020 Pepe A61H 23/0254
2020/0261307 A1* 8/2020 Wersland A61H 23/006
2020/0268594 A1* 8/2020 Pepe A61H 15/02
2020/0405574 A1* 12/2020 Wersland A61H 15/0085
2021/0022955 A1* 1/2021 Wersland A61B 5/4806
2021/0059898 A1* 3/2021 Wersland A61H 23/006

OTHER PUBLICATIONS

Orbit, "Massage Gun", Sep. 30, 2019. www.orbit.com. APN 201930540531.3. Shown on p. 1. (Year: 2019).*

* cited by examiner



FIG. 1



FIG. 2



FIG. 3



FIG. 4




FIG. 5




FIG. 6




FIG. 7




FIG. 8