



US00D952879S

(12) **United States Design Patent**
Li

(10) **Patent No.:** **US D952,879 S**

(45) **Date of Patent:** **** May 24, 2022**

(54) **FOOT SPA**

(71) Applicant: **Guangzhou Rantion Technology Co., Ltd.**, Guangzhou (CN)

(72) Inventor: **Jiahao Li**, Guangzhou (CN)

(**) Term: **15 Years**

(21) Appl. No.: **29/720,499**

(22) Filed: **Jan. 14, 2020**

(51) **LOC (13) Cl.** **28-03**

(52) **U.S. Cl.**
USPC **D24/213**

(58) **Field of Classification Search**
USPC D24/200, 203, 205, 211, 212, 213, 214, D24/215
CPC A61H 2205/12; A61H 2201/164; A61H 2205/125; A61H 35/00; A61H 1/0266
See application file for complete search history.

6,698,038 B2 * 3/2004 Bastia A61H 9/00
4/622

6,725,471 B2 * 4/2004 Ferber A47K 3/022
4/541.5

D537,949 S * 3/2007 Lie D24/213

D541,944 S * 5/2007 Chang D24/213

D592,312 S * 5/2009 Cheng D24/204

D717,962 S * 11/2014 Chen D24/213

D880,711 S * 4/2020 Xu D24/213

2003/0060741 A1 * 3/2003 Park A61H 35/006
601/20

2003/0070222 A1 * 4/2003 Bastia A61H 15/0078
4/622

(Continued)

OTHER PUBLICATIONS

Amazon, "Misiki Foot Spa", May 17, 2020. https://www.amazon.com/Misiki-Massager-Vibration-Shut-off-Acupressure/dp/B07WWVCHNF/ref=cm_cr_arp_d_product_top?ie=UTF8. Shown on p. 1. (Year: 2020).*

Primary Examiner — Michael A Maharajh

(74) *Attorney, Agent, or Firm* — Rumit Ranjit Kanakia

(56) **References Cited**

U.S. PATENT DOCUMENTS

D242,292 S * 11/1976 Miller et al. D24/205

D285,003 S * 8/1986 Madl D24/205

D330,426 S * 10/1992 Elkerbout D24/213

D363,555 S * 10/1995 Lie D24/213

D390,963 S * 2/1998 Scholpp D24/213

D405,535 S * 2/1999 Schulz D24/213

D419,682 S * 1/2000 Lie D24/213

D436,180 S * 1/2001 Lie D24/213

D449,696 S * 10/2001 Sulik D24/200

D453,836 S * 2/2002 Gillette D24/213

D455,498 S * 4/2002 Gillette D24/213

6,405,390 B2 * 6/2002 Kuen A47K 3/022
4/541.5

D460,826 S * 7/2002 Lie D24/213

D473,317 S * 4/2003 Lie D24/213

6,568,000 B1 * 5/2003 Kaufman A47K 3/022
4/541.5

D487,514 S * 3/2004 Lie D24/213

D487,515 S * 3/2004 Lie D24/213

(57) **CLAIM**

I claim the ornamental design for a foot spa, as shown and described.

DESCRIPTION

FIG. 1 is a Perspective view of a foot spa showing my new design;

FIG. 2 is a Front view thereof;

FIG. 3 is a Back view thereof;

FIG. 4 is a Right-side view thereof;

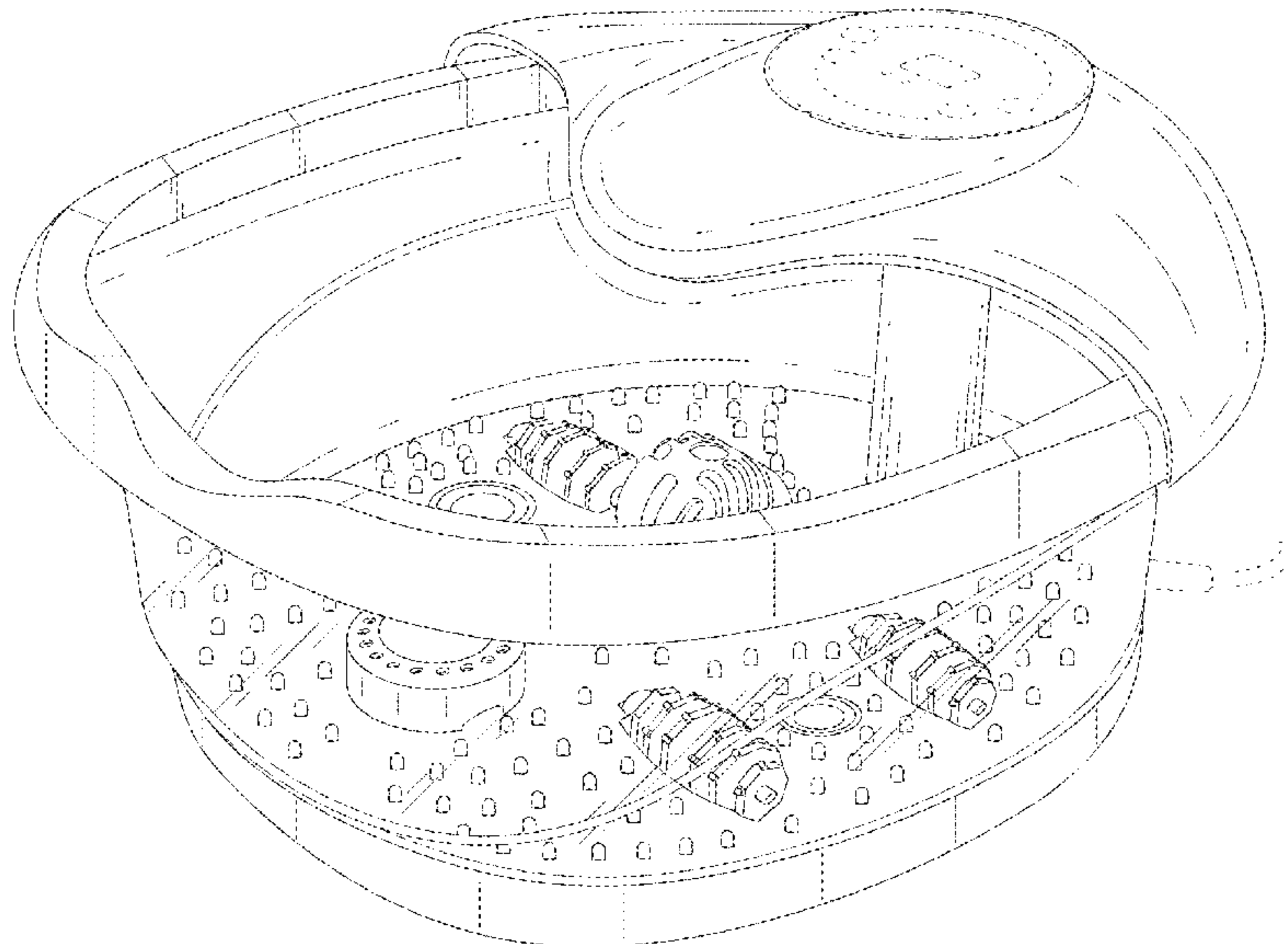
FIG. 5 is a Left-side view thereof;

FIG. 6 is a Top view thereof; and,

FIG. 7 is a Bottom view thereof.

The broken lines are only for environmental purposes and form no part of the claimed design.

1 Claim, 7 Drawing Sheets



(56)

References Cited

U.S. PATENT DOCUMENTS

2003/0126679 A1* 7/2003 Leung A47K 3/022
4/622
2003/0220593 A1* 11/2003 Morton A61H 35/006
601/15
2005/0257318 A1* 11/2005 Perkins A47K 3/022
4/622
2006/0036198 A1* 2/2006 Cafaro A61H 35/006
601/16
2006/0059618 A1* 3/2006 Chung A61H 33/6089
4/622
2006/0207017 A1* 9/2006 Lev A61H 33/6021
4/622
2006/0207018 A1* 9/2006 Lev A61H 33/02
4/622
2007/0143918 A1* 6/2007 Cafaro A47K 3/022
4/622
2007/0267020 A1* 11/2007 Harris A61H 23/00
128/205.24
2007/0299372 A1* 12/2007 Chang A61H 1/0266
601/28
2008/0010851 A1* 1/2008 Avanzini A61H 7/001
34/90
2012/0095375 A1* 4/2012 Ishiguro A61H 7/007
601/112

* cited by examiner

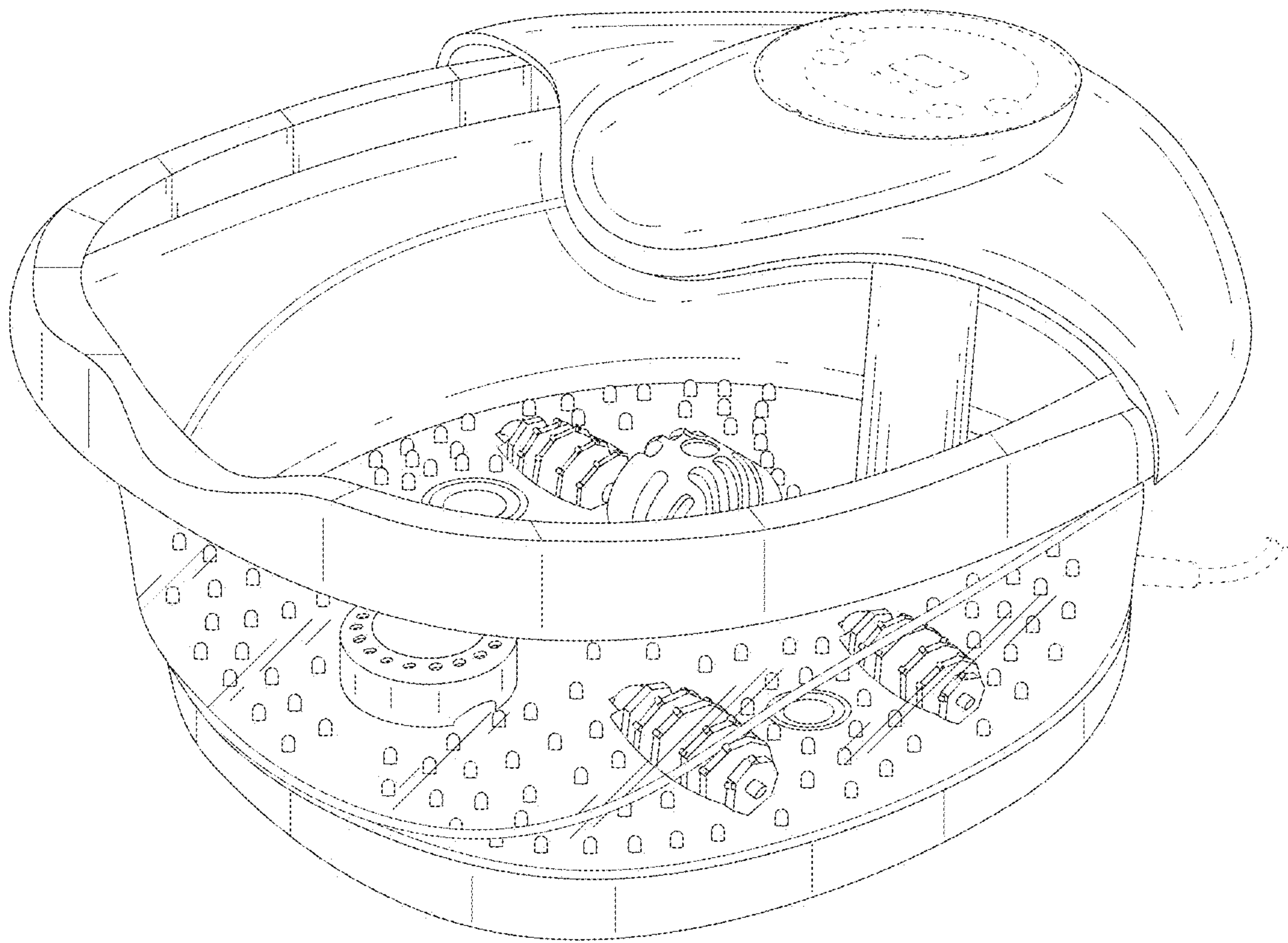


FIG. 1




FIG. 2

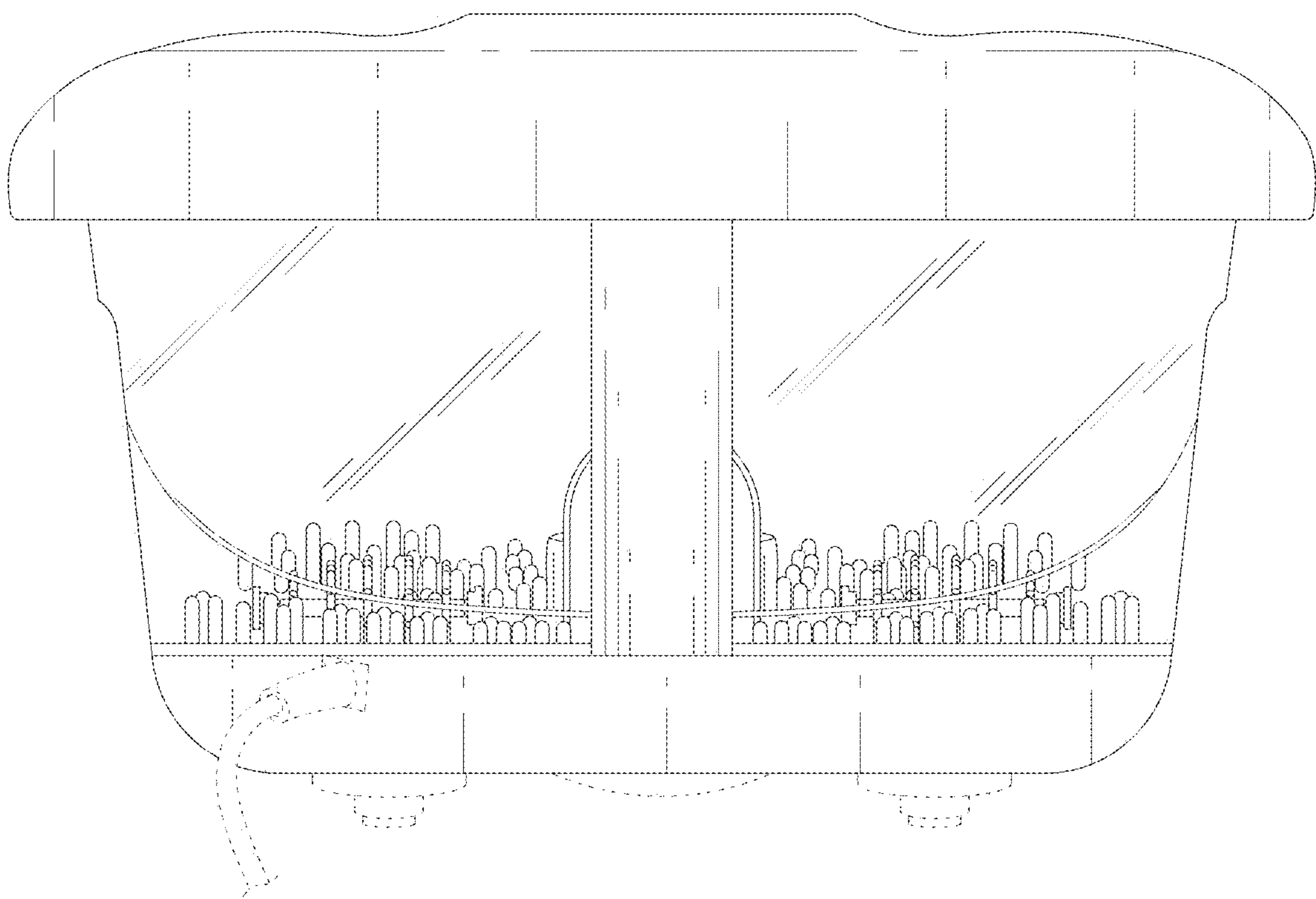


FIG. 3

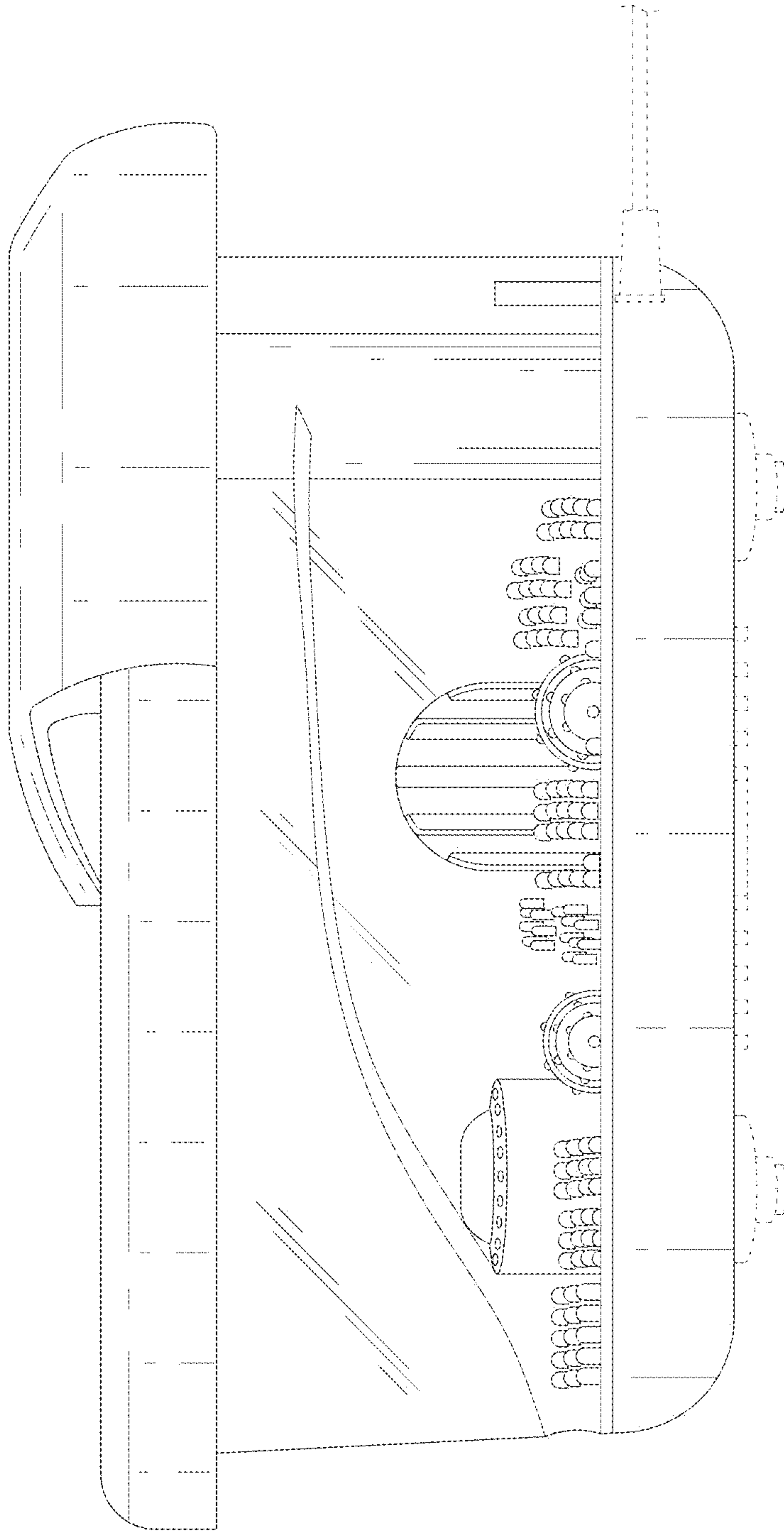


FIG. 4

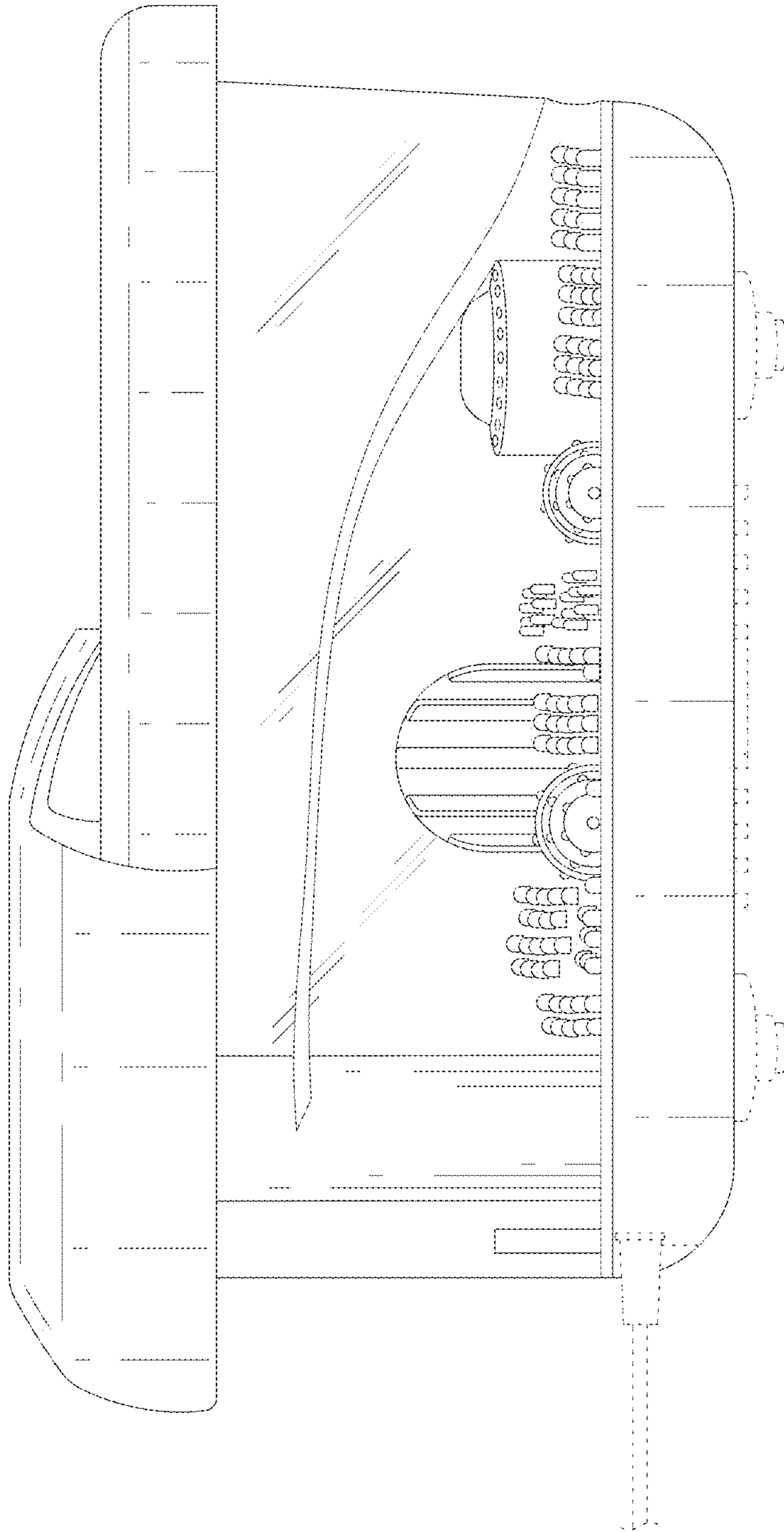


FIG. 5

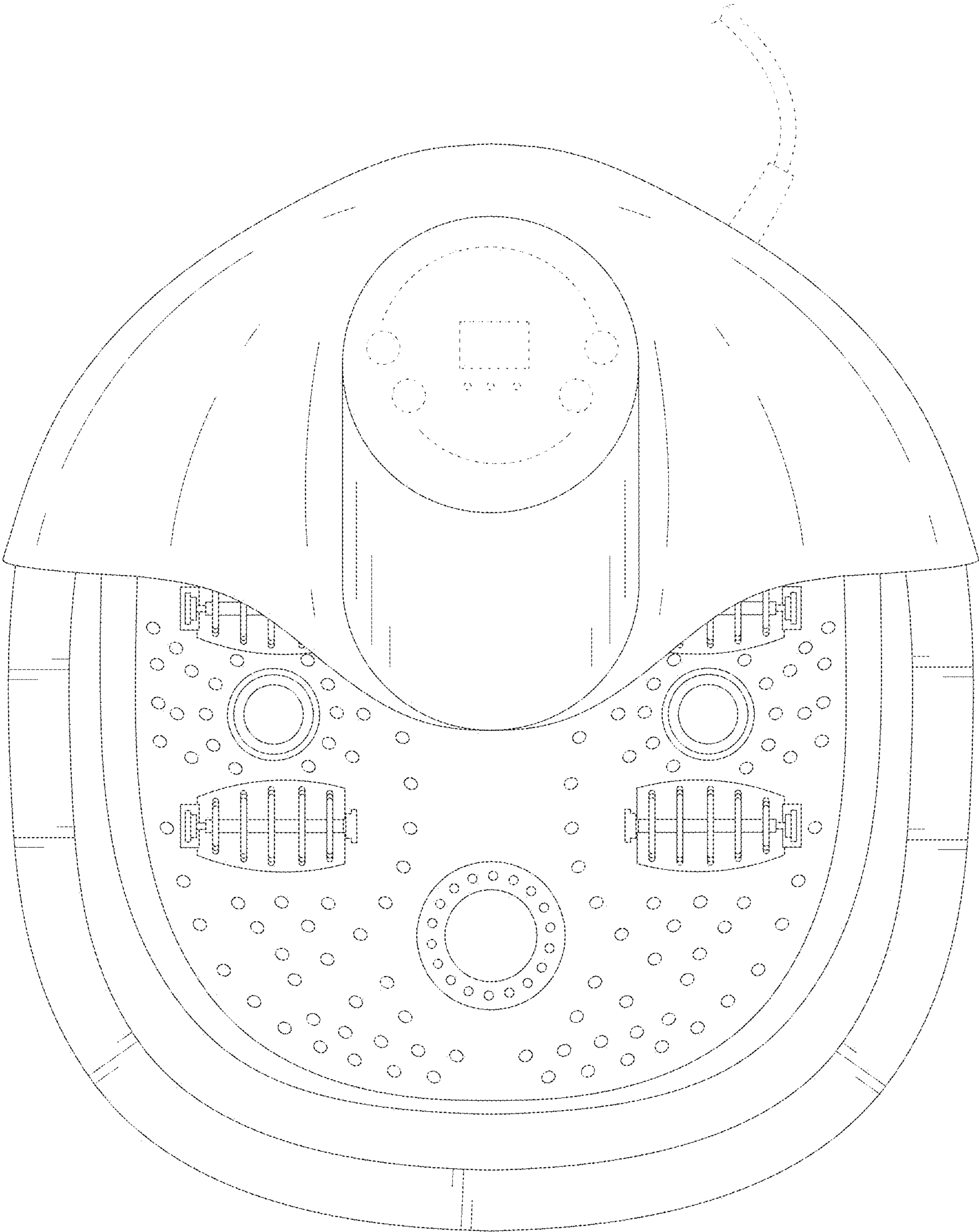


FIG. 6

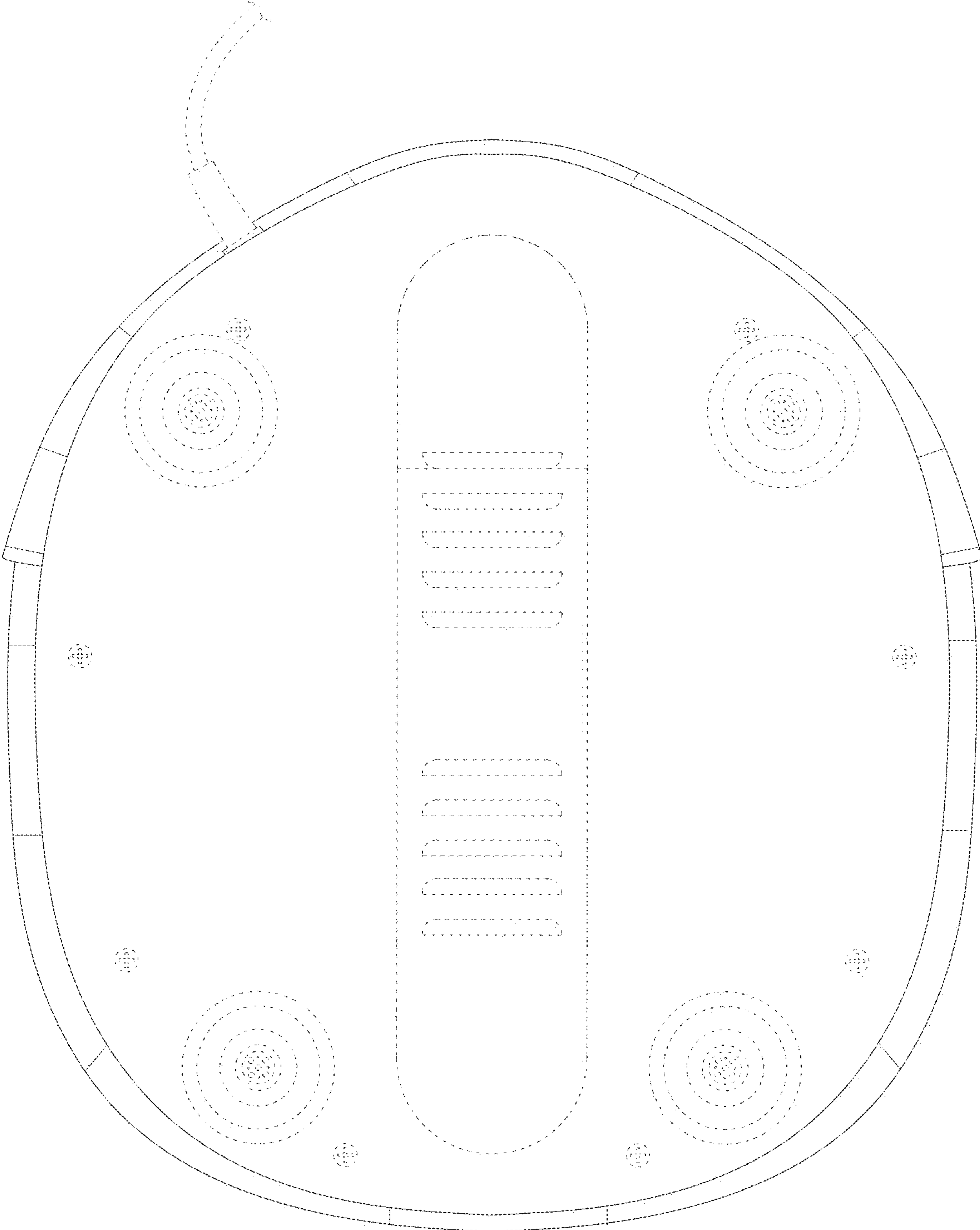


FIG. 7