



US00D952878S

(12) **United States Design Patent** (10) **Patent No.:** **US D952,878 S**
Lin (45) **Date of Patent:** **** May 24, 2022**

(54) **MESSAGE HEAD**
(71) Applicant: **Xiaohong Lin**, Shenzhen (CN)
(72) Inventor: **Xiaohong Lin**, Shenzhen (CN)
(**) Term: **15 Years**
(21) Appl. No.: **29/785,945**
(22) Filed: **May 27, 2021**
(51) **LOC (13) Cl.** **28-03**
(52) **U.S. Cl.**
USPC **D24/211; D24/215**
(58) **Field of Classification Search**
USPC D24/215, 200, 211, 212, 213, 214, 133,
D24/107, 231, 184; D8/29, 85, 86, 386,
D8/394; D9/435, 439, 441; D21/717;
D26/2; D30/158
CPC A61H 15/00; A61H 2015/0007; A61H
2015/0042; A61H 15/0092; A61H 23/00;
A61H 23/006; A61H 2023/002; A61H
23/06; A61H 23/02; A61H 2201/0153;
A61H 2201/0157; A61H 7/005; A61H
7/003; A61H 7/00; A61H 1/00; A61H
1/008; A61H 15/0078; A61H 15/0085;
A61H 23/04
See application file for complete search history.

D918,404 S * 5/2021 Wersland D24/211
D927,716 S * 8/2021 Wersland D24/215
D931,492 S * 9/2021 Li D24/215
2020/0078266 A1 * 3/2020 Miller A63B 21/06

OTHER PUBLICATIONS

RENPHO—Massage Gun. Date: Dec. 6, 2019. [online], [Site visited Feb. 14, 2022]. Available from Internet URL: <https://www.amazon.com/dp/B082FHY6JG/> (Year: 2019).*
Roofree—Deep Tissue Percussion Muscle Massager. Date: Jul. 14, 2020. [online], [Site visited Feb. 14, 2022]. Available from Internet URL: <https://www.amazon.com/dp/B08CXPGVJC/> (Year: 2020).*
AUELEK—Deep Tissue Muscle Massager. Date: Dec. 22, 2020. [online], [Site visited Feb. 15, 2022]. Available from Internet URL: <https://www.amazon.co.uk/dp/B08R5FBKB3/?th=1> (Year: 2020).*
Massage attachments. (Design—© Questel) orbit.com. [Online PDF compilation of references selected by examiner] 48 pgs. Print Dates Range Sep. 1, 2020-Dec. 3, 2021 [Retrieved Feb. 18, 2022] <https://www.orbit.com/export/UCZAH96B/pdf4/3e54d659-2231-4ea4-9600-0fac2044fb0e-164142.pdf> (Year: 2022).*

* cited by examiner

Primary Examiner — Susan Bennett Hattan
Assistant Examiner — Landon Thomas Cassell

(57) **CLAIM**

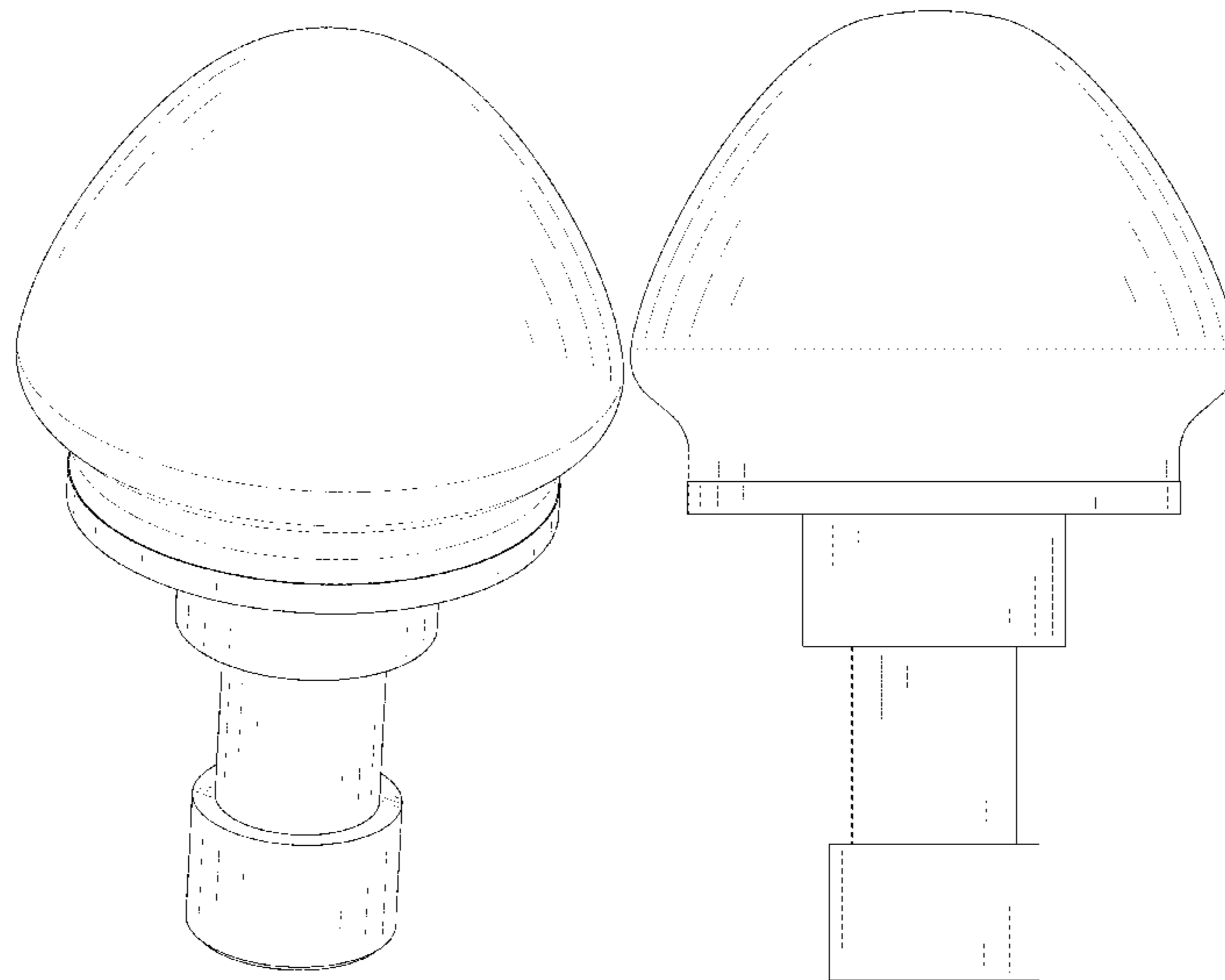
The ornamental design for a massage head, as shown and described.

DESCRIPTION

FIG. 1 is a perspective view of a massage head showing my new design;
FIG. 2 is another perspective view thereof;
FIG. 3 is a front elevational view thereof;
FIG. 4 is a rear elevational view thereof;
FIG. 5 is a left side elevational view thereof;
FIG. 6 is a right side elevational view thereof;
FIG. 7 is a top plan view thereof; and,
FIG. 8 is a bottom plan view thereof.

1 Claim, 8 Drawing Sheets

(56) **References Cited**
U.S. PATENT DOCUMENTS
D367,813 S * 3/1996 Halstrom D8/386
D545,676 S * 7/2007 Rica D9/439
D659,859 S * 5/2012 Yoshinobu D26/2
D719,274 S 12/2014 Chen
D861,182 S * 9/2019 Wersland D24/211
D866,387 S * 11/2019 Pan D26/2
D889,261 S * 7/2020 Shaby D9/451
D898,934 S 10/2020 Feinberg
D901,682 S * 11/2020 Vuillemin D24/170
D910,192 S * 2/2021 Schwarz D24/214
D910,870 S * 2/2021 Marton D24/215



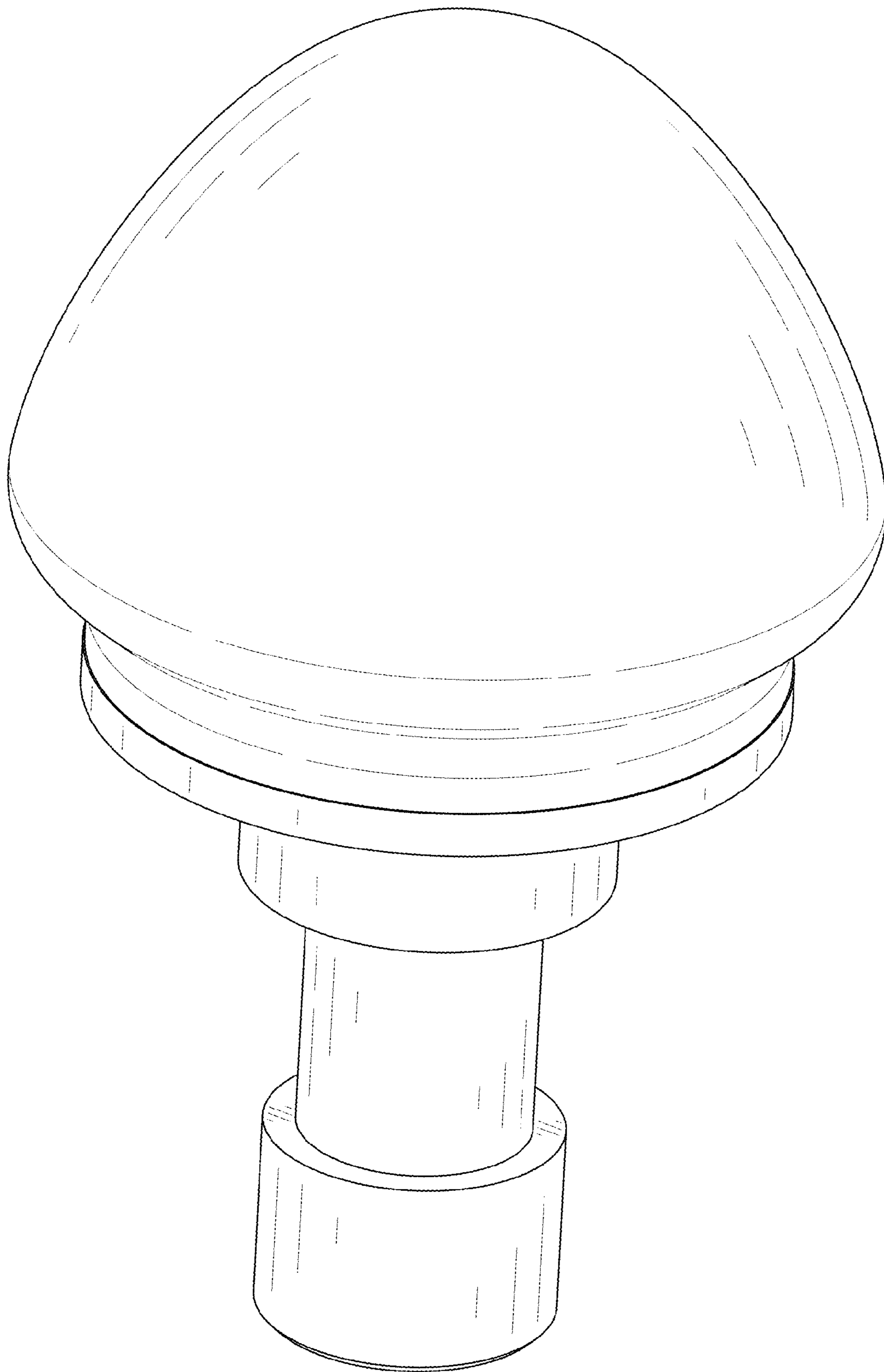


FIG. 1




FIG. 2

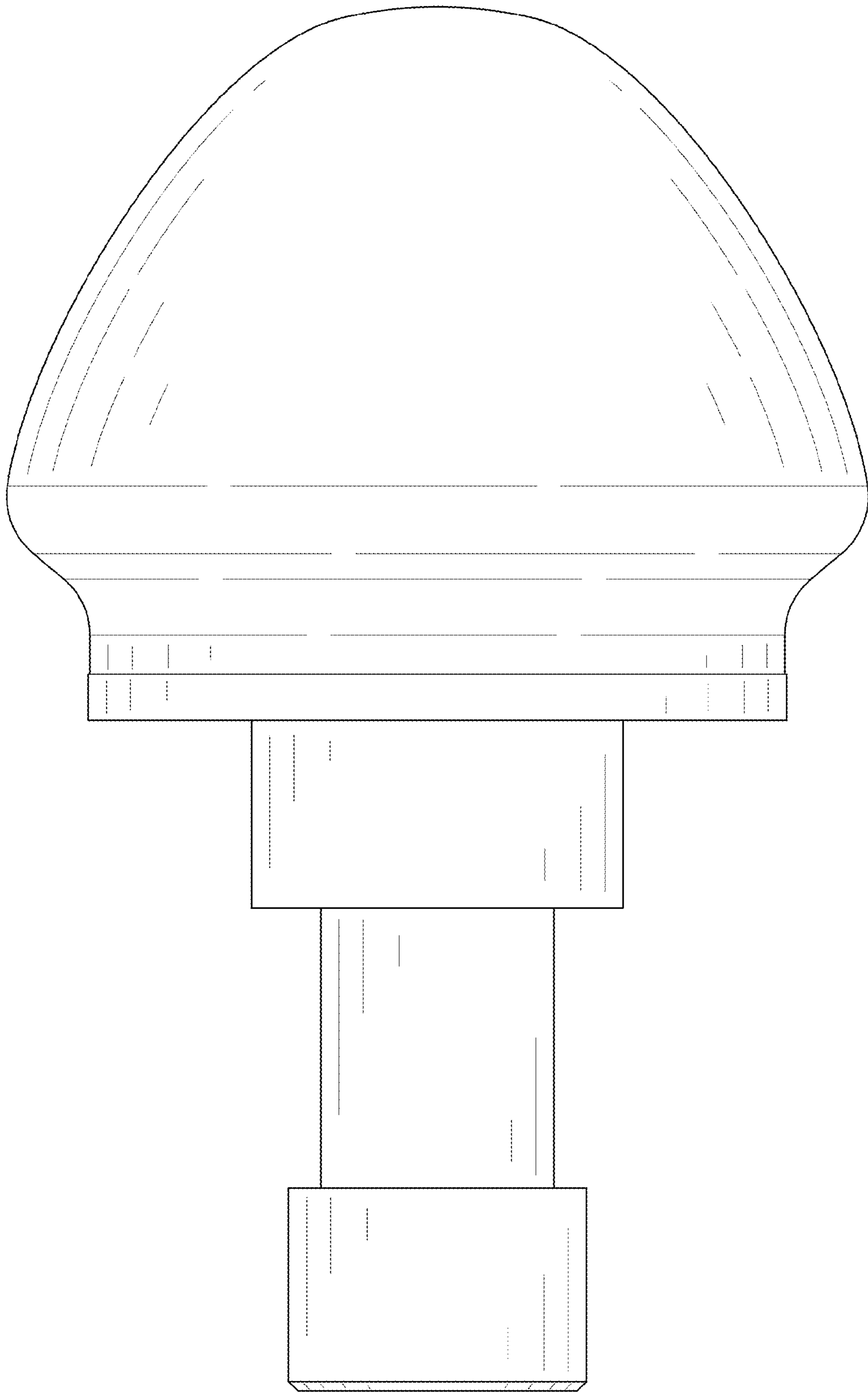


FIG. 3

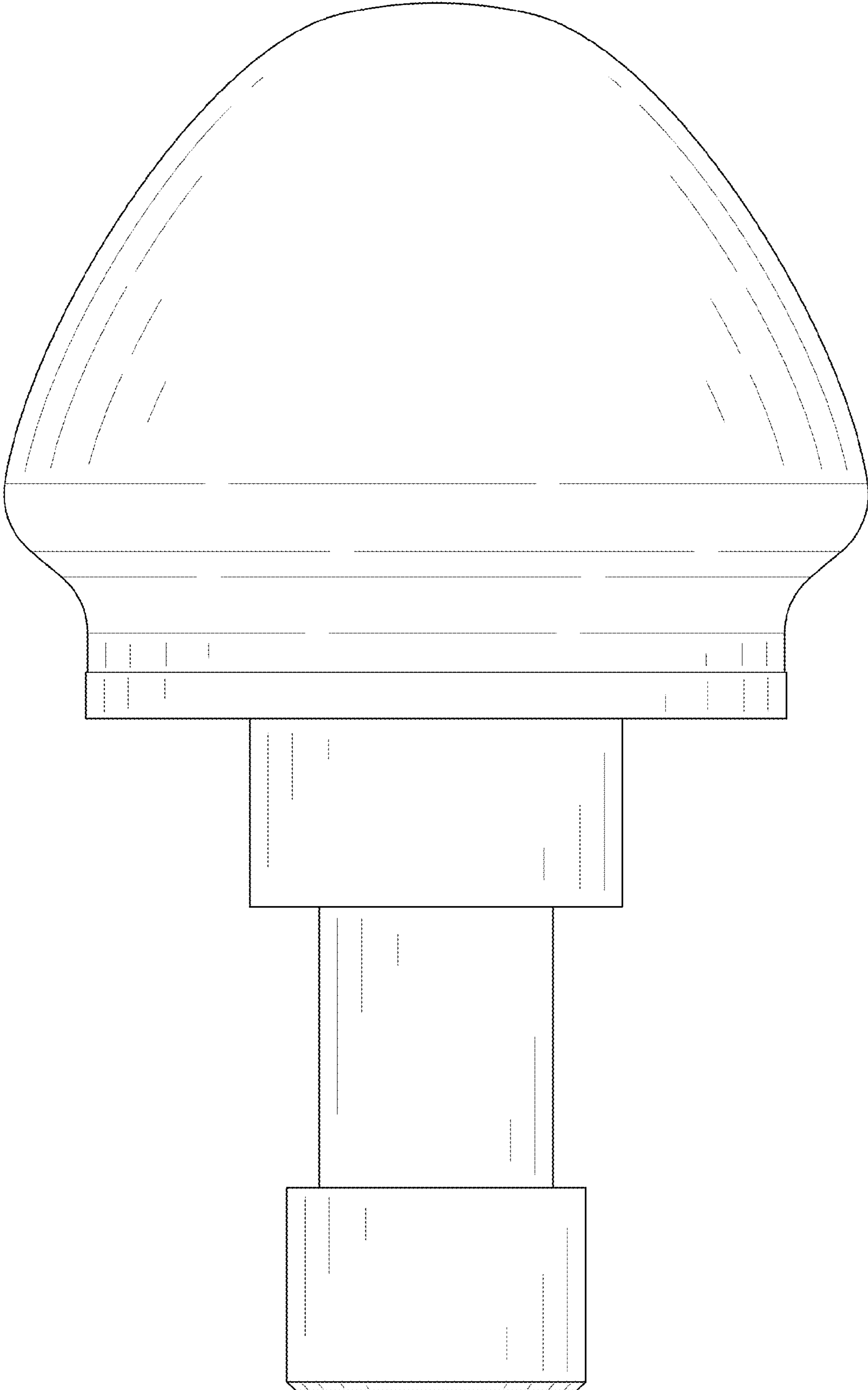


FIG. 4

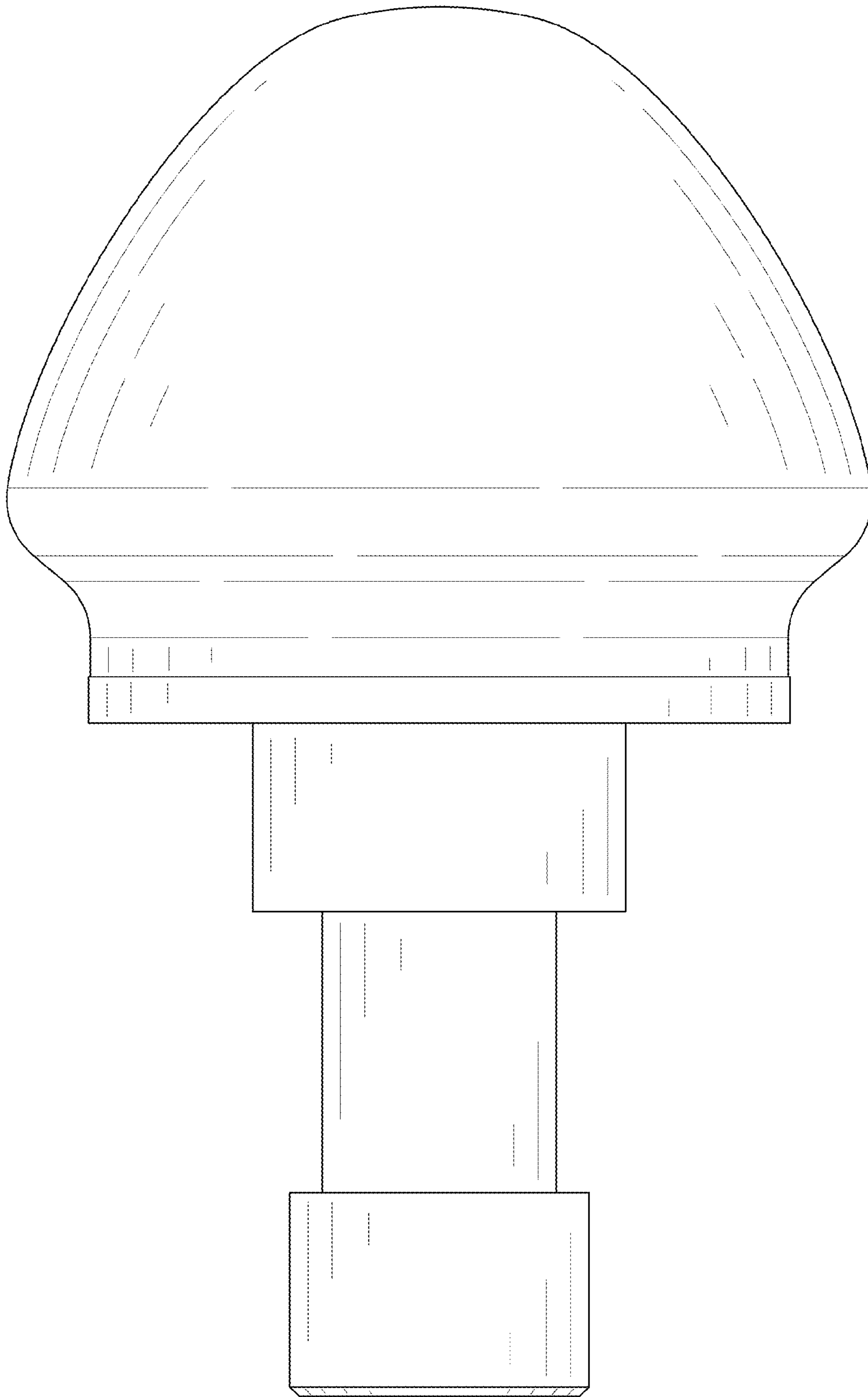


FIG. 5

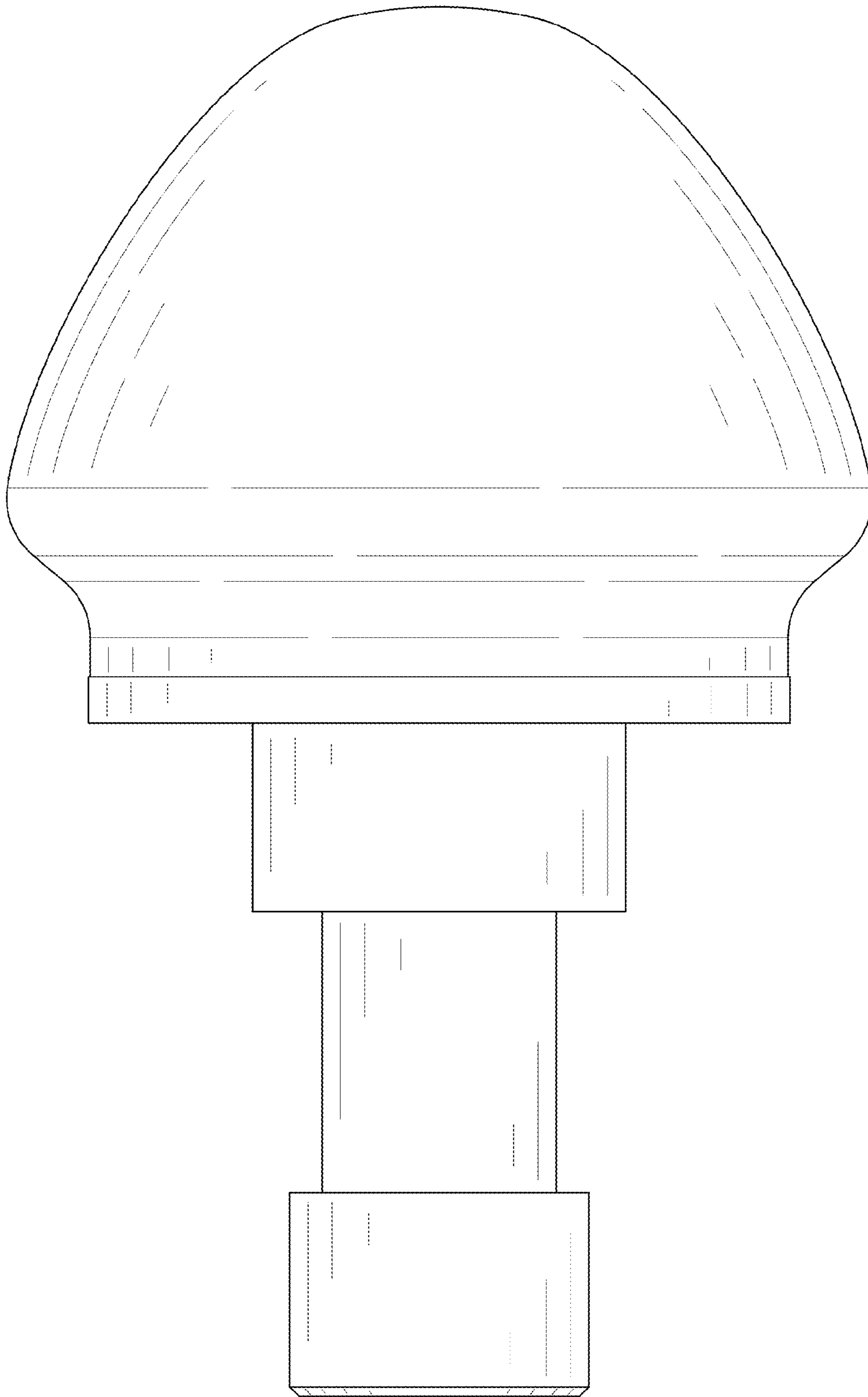


FIG. 6




FIG. 7

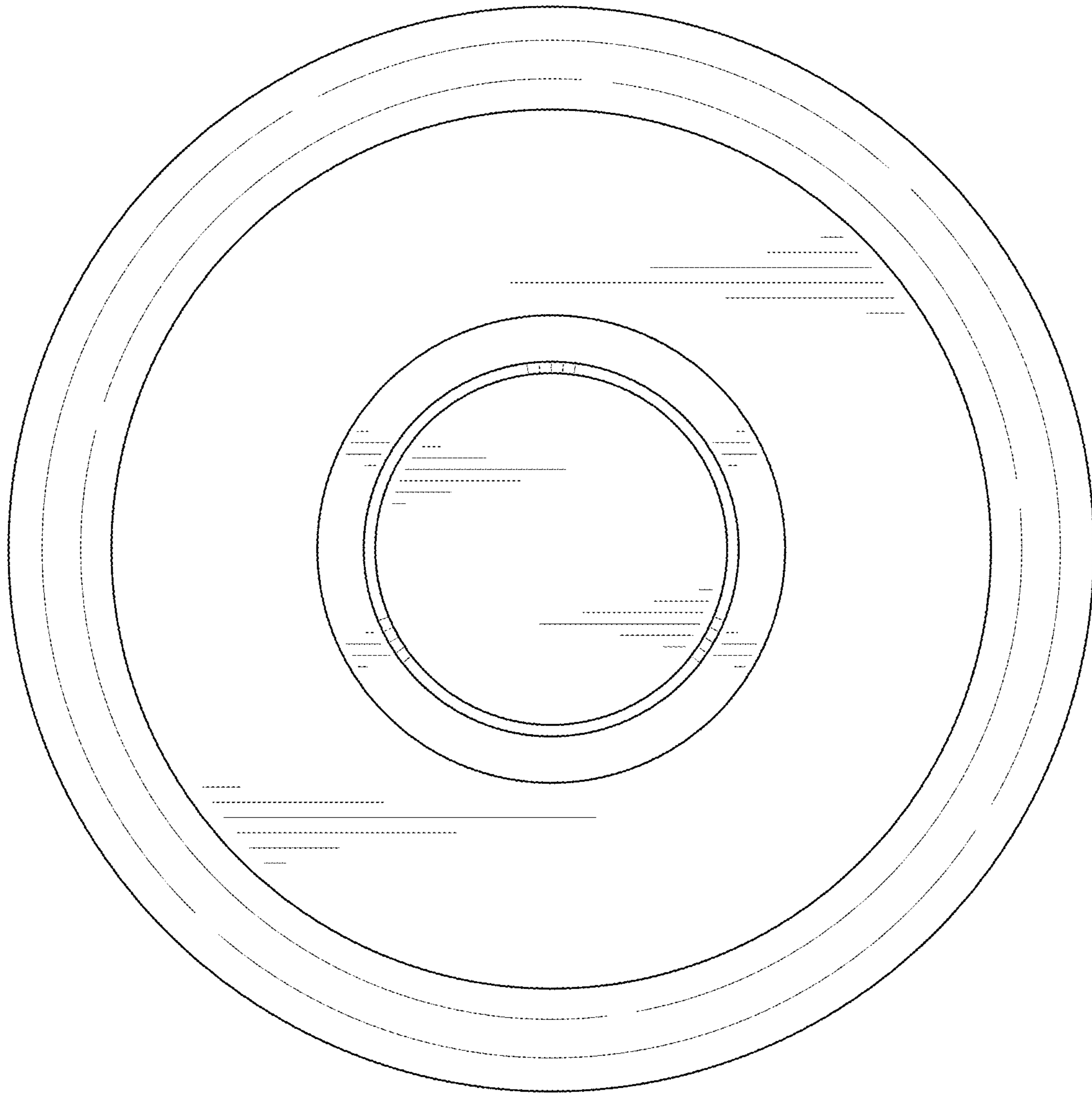


FIG. 8