



US00D952877S

(12) **United States Design Patent**
Cai

(10) **Patent No.:** **US D952,877 S**

(45) **Date of Patent:** **** May 24, 2022**

(54) **BEAUTY EQUIPMENT**

(71) Applicant: **GUANGDONG NEWDERMO BIOTECH CO., LTD**, Guangzhou (CN)

(72) Inventor: **Qingyao Cai**, Guangzhou (CN)

(73) Assignee: **GUANGDONG NEWDERMO BIOTECH CO., LTD**, Guangzhou (CN)

(**) Term: **15 Years**

(21) Appl. No.: **29/744,212**

(22) Filed: **Jul. 28, 2020**

(30) **Foreign Application Priority Data**

May 12, 2020 (CN) 202030214141.X

(51) **LOC (13) Cl.** **28-03**

(52) **U.S. Cl.**
USPC **D24/211**

(58) **Field of Classification Search**
USPC D24/133, 146, 147, 200, 211, 212, 213, D24/214, 215; D9/723
CPC A61H 7/003; A61H 39/04; A61H 7/007
See application file for complete search history.

(56) **References Cited**

U.S. PATENT DOCUMENTS

D499,186 S	*	11/2004	Chien	D24/211
D608,897 S	*	1/2010	Cole	D24/200
D611,159 S	*	3/2010	Cole	D24/200
D620,597 S	*	7/2010	Cole	D24/200
D638,132 S	*	5/2011	Cole	D24/200
D666,304 S	*	8/2012	Matsushita	D24/215
D668,771 S	*	10/2012	Matsushita	D24/211
D669,998 S	*	10/2012	Matsushita	D24/215
D674,500 S	*	1/2013	Matsushita	D24/211

D692,571 S	*	10/2013	Luzon	D24/215
D699,367 S	*	2/2014	Lee	D24/215
D712,053 S	*	8/2014	Matsushita	D24/211
D725,788 S	*	3/2015	Matsushita	D24/211
D725,789 S	*	3/2015	Matsushita	D24/211
D728,115 S	*	4/2015	Matsushita	D24/211
D770,635 S	*	11/2016	Cole	D24/200
D820,466 S	*	6/2018	Matsushita	D24/215
D831,835 S	*	10/2018	Cole	D24/200
D844,797 S	*	4/2019	Matsushita	D24/211
D844,799 S	*	4/2019	Kim	D24/214
D845,496 S	*	4/2019	Cole	D24/200
D857,907 S	*	8/2019	Luo	D24/211
D857,908 S	*	8/2019	Matsushita	D24/211
D857,909 S	*	8/2019	Matsushita	D24/211
D865,206 S	*	10/2019	Matsushita	D24/211
D865,207 S	*	10/2019	Matsushita	D24/211
D866,789 S	*	11/2019	Yamazaki	D24/215
D868,277 S	*	11/2019	Yamazaki	D24/211
D872,294 S	*	1/2020	Yu	D24/214

(Continued)

Primary Examiner — Cynthia Ramirez

Assistant Examiner — Michael A Maharajh


(57) **CLAIM**

The ornamental design for a beauty equipment, as shown and described.

DESCRIPTION

FIG. 1 is a perspective view of a beauty equipment showing my new design;
FIG. 2 is another perspective view thereof;
FIG. 3 is a front elevational view thereof;
FIG. 4 is a rear elevational view thereof;
FIG. 5 is a left side elevational view thereof;
FIG. 6 is a right side elevational view thereof;
FIG. 7 is a top plan view thereof; and,
FIG. 8 is a bottom plan view thereof.
The broken lines in the drawings depict portions of the beauty equipment that form no part of the claimed design.

1 Claim, 8 Drawing Sheets



(56)

References Cited

U.S. PATENT DOCUMENTS

D874,014 S *	1/2020	Matsushita	D24/211
D874,666 S *	2/2020	Matsushita	D24/211
D876,623 S *	2/2020	Yang	D24/133
D887,572 S *	6/2020	Matsushita	D24/211
D903,889 S *	12/2020	Luo	D24/211
D935,043 S *	11/2021	Kanda	D24/211

* cited by examiner

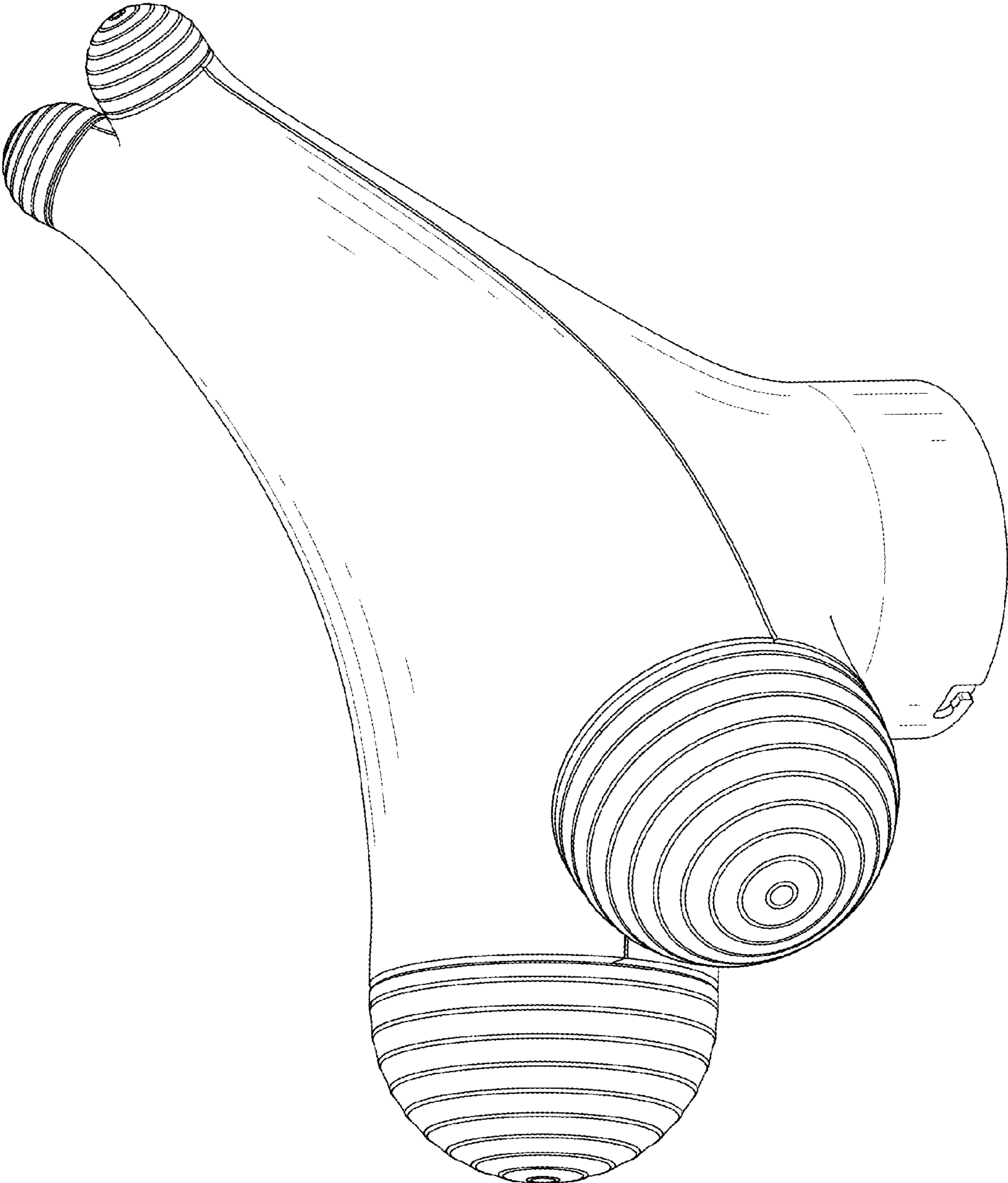


FIG. 1

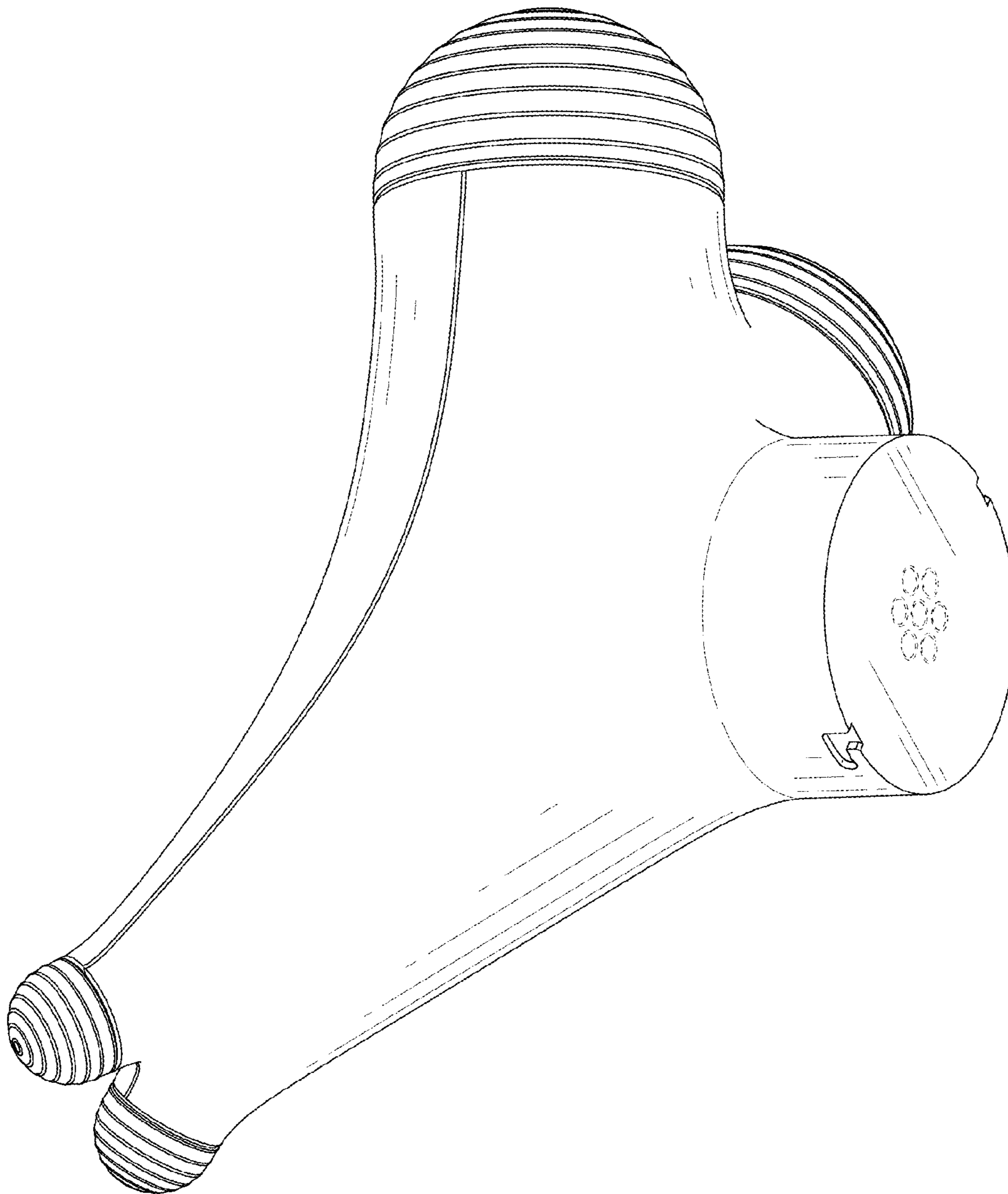


FIG. 2

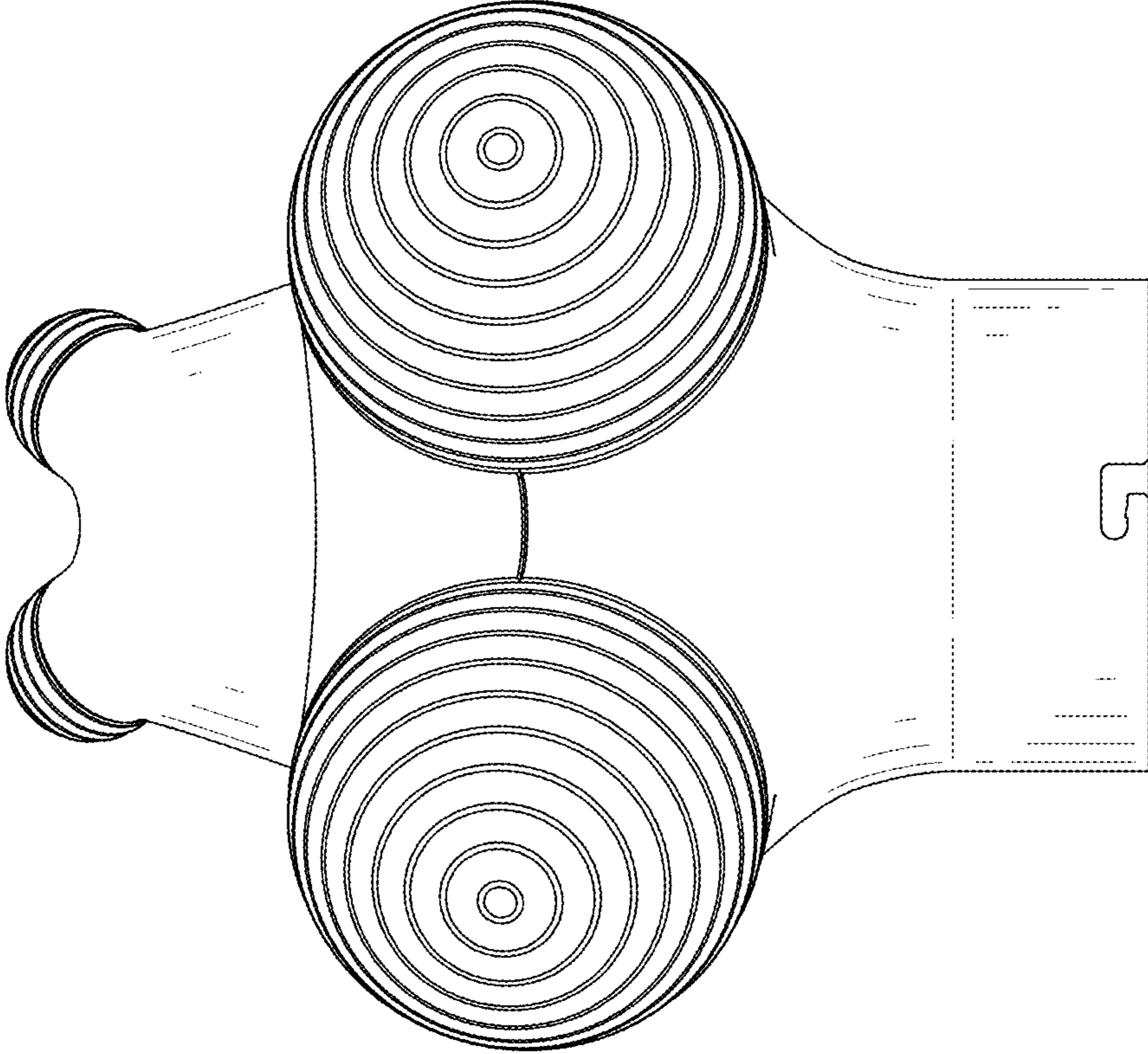


FIG. 3

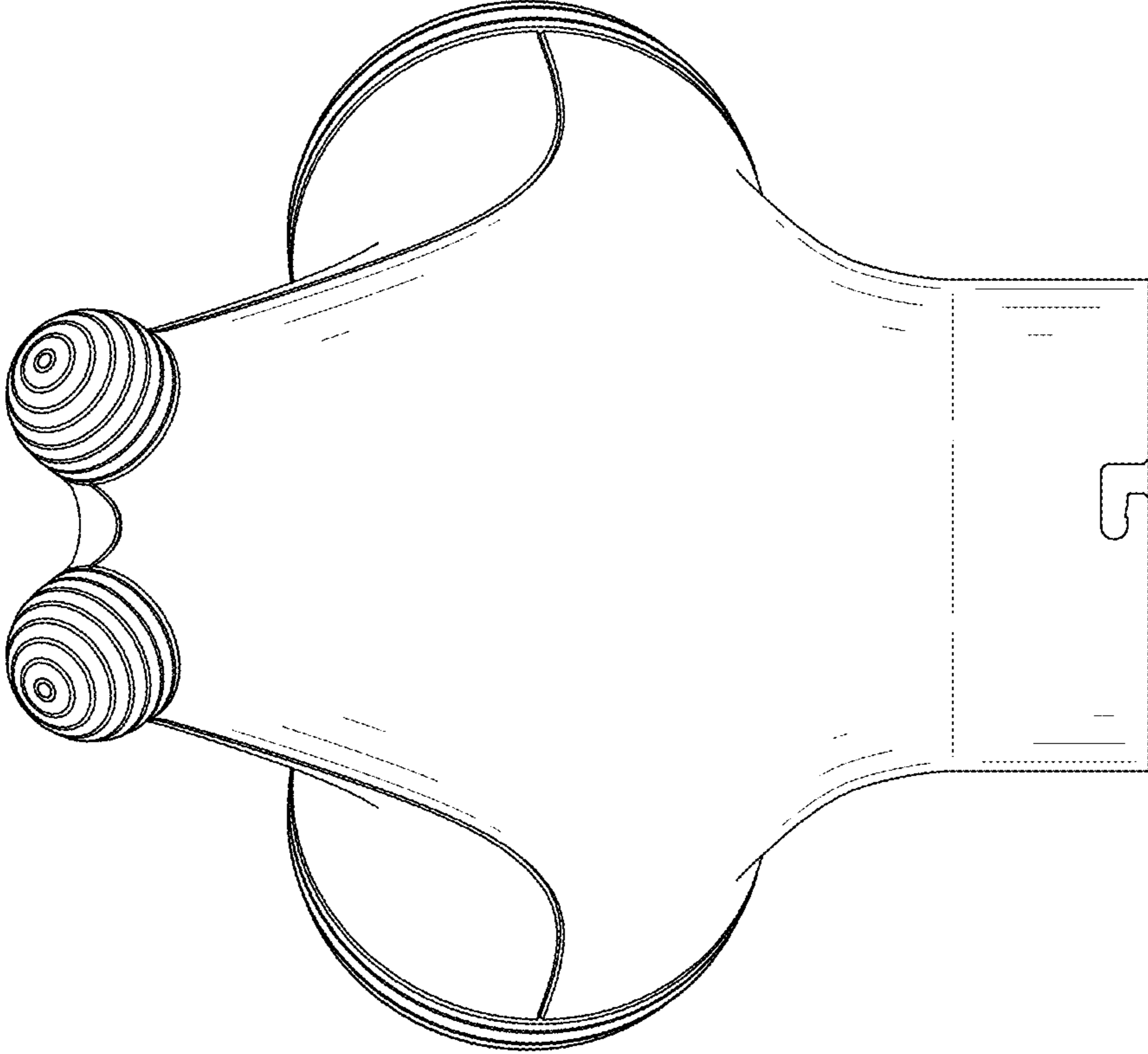


FIG. 4

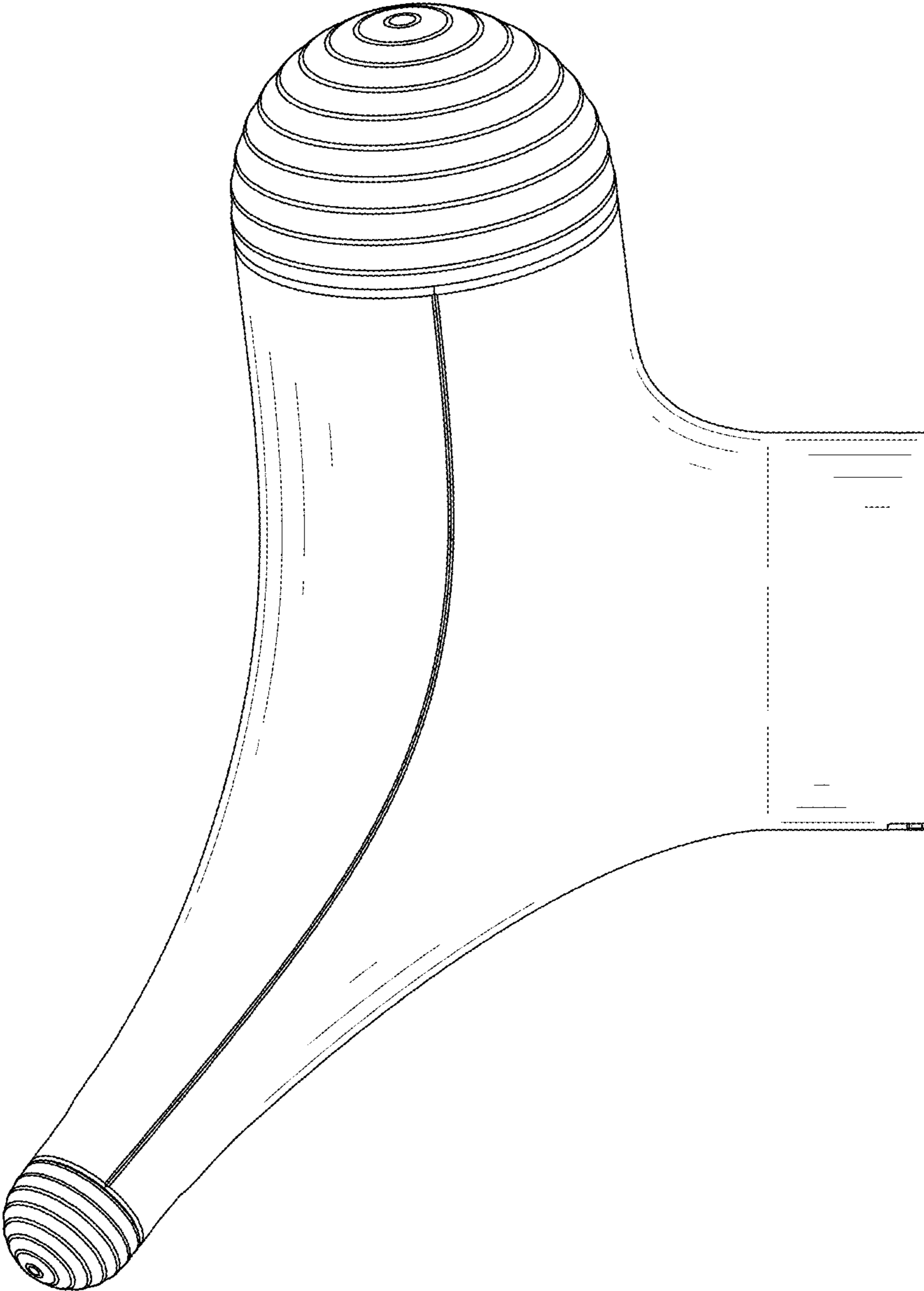


FIG. 5

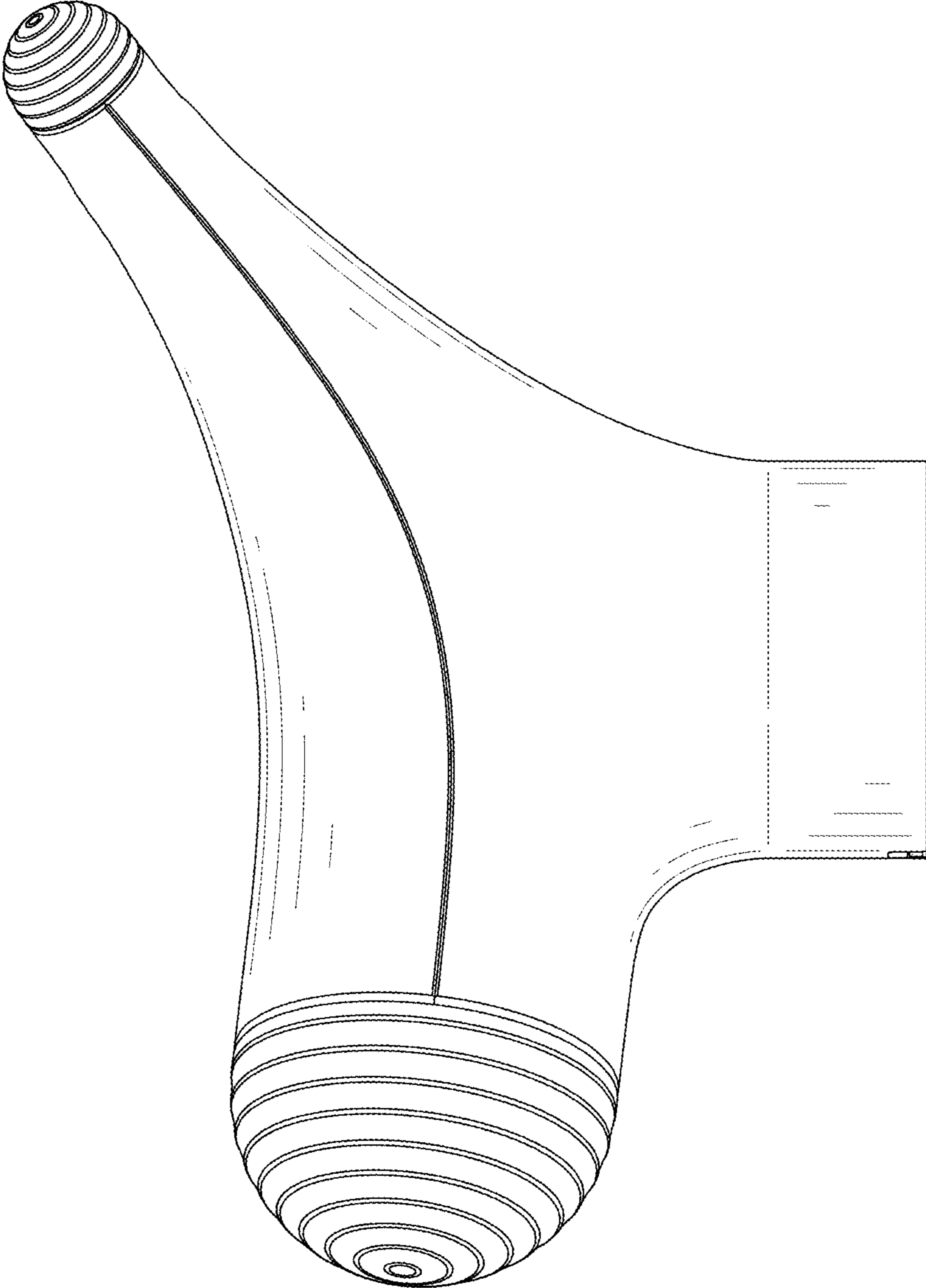


FIG. 6

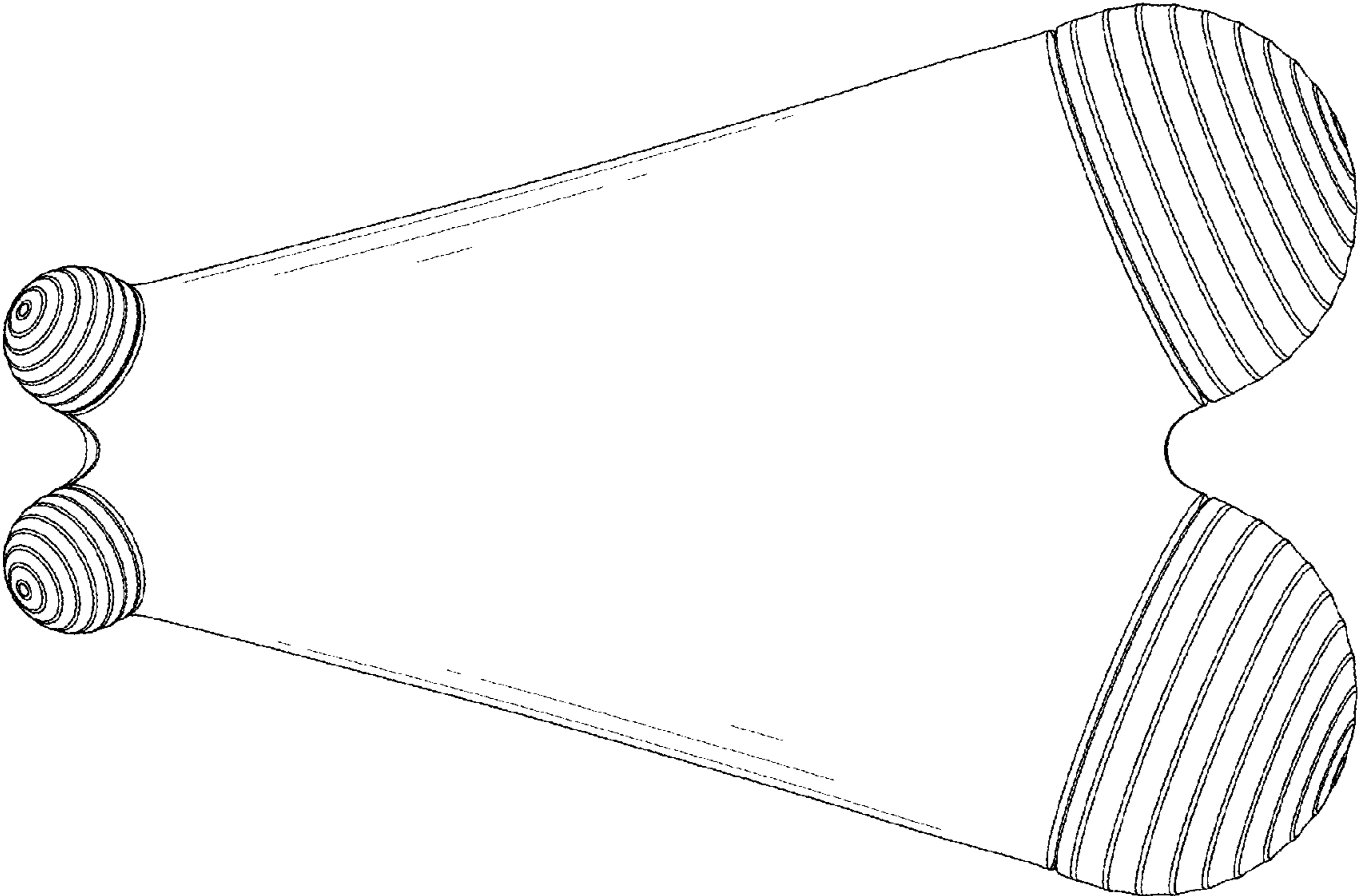


FIG. 7

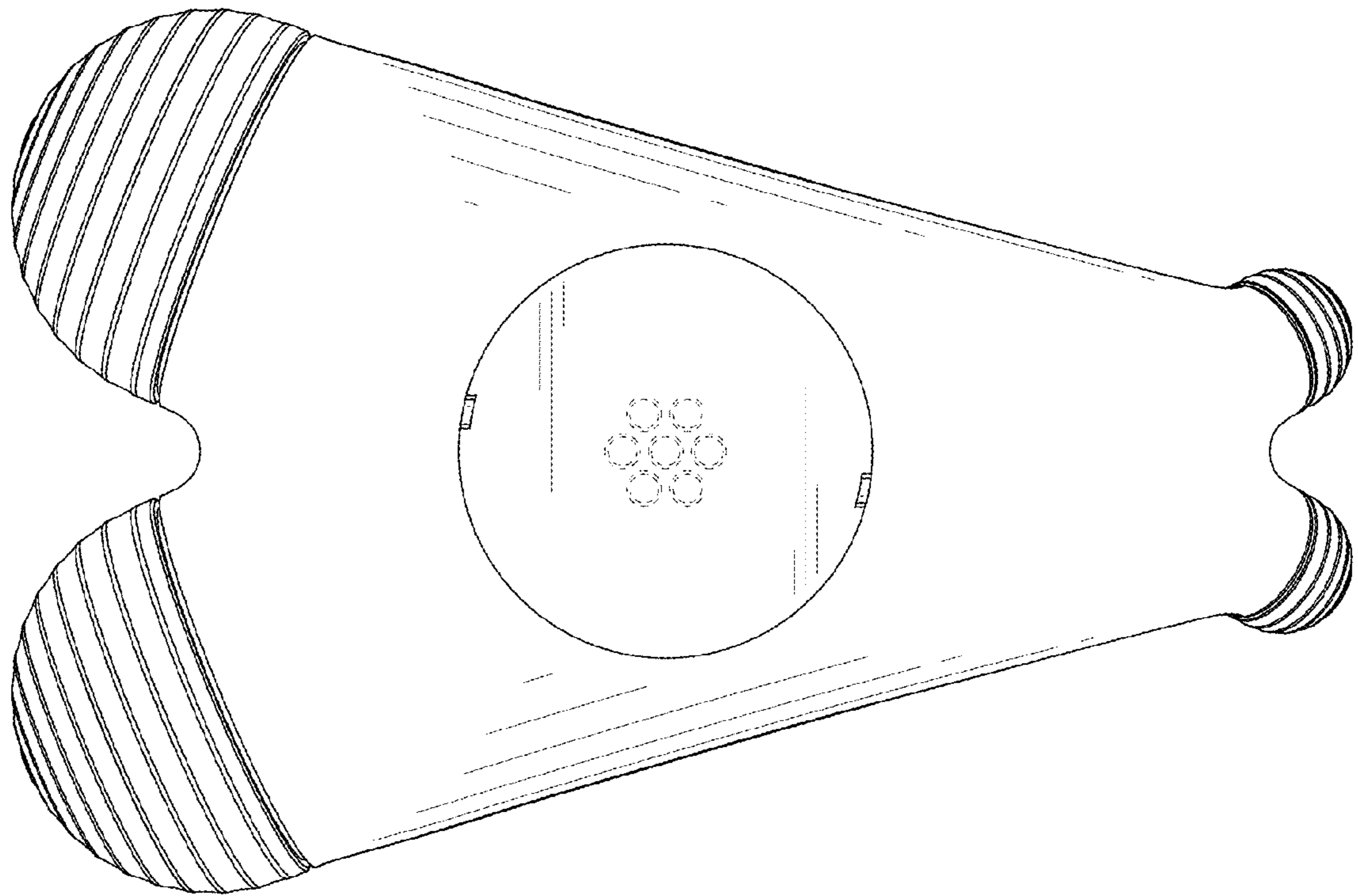


FIG. 8