



US00D952867S

(12) **United States Design Patent** (10) **Patent No.:** **US D952,867 S**
Caneppele et al. (45) **Date of Patent:** **** May 24, 2022**

- (54) **ADHESIVE BANDAGE WITH DECORATED PAD**
- (71) Applicant: **Johnson & Johnson Consumer Inc., Skillman, NJ (US)**
- (72) Inventors: **Leonardo Caneppele, Jacareí (BR); Andre Narcizo, São José dos Campos (BR); Paulo Cesar de Godoy Oriani, Itatiba (BR); Fernanda Gozzo, São José dos Campos (BR)**
- (73) Assignee: **Johnson & Johnson Consumer Inc., Skillman, NJ (US)**
- (**) Term: **15 Years**
- (21) Appl. No.: **29/725,431**
- (22) Filed: **Feb. 25, 2020**

2,946,435 A	7/1960	Schladermundt et al.	
3,024,786 A	3/1962	Fuzak	
3,655,501 A	4/1972	Tesch	
3,728,206 A	4/1973	Buese	
4,541,426 A	9/1985	Webster	
4,545,339 A	10/1985	Kubach	
4,612,230 A	9/1986	Liland et al.	
4,999,235 A	3/1991	Lunn et al.	
5,158,555 A	10/1992	Porzilli	
5,188,124 A	2/1993	Feret	
5,252,066 A	10/1993	Fairhurst	
5,256,062 A	10/1993	Griott	
5,267,952 A	12/1993	Gardner	
D383,211 S	9/1997	Dunshee et al.	
5,667,864 A	9/1997	Landoll	
D387,169 S	12/1997	Dunshee et al.	
D389,244 S	1/1998	Dunshee et al.	
5,709,651 A	1/1998	Ward	
D391,639 S	3/1998	Dunshee et al.	
D402,371 S	12/1998	Haynes et al.	
D404,136 S	1/1999	Dunshee et al.	
D407,160 S	3/1999	Dunshee et al.	
D410,087 S	5/1999	Dunshee et al.	
5,919,411 A	7/1999	Rezai et al.	
5,964,742 A	10/1999	McCormack et al.	
D422,151 S	4/2000	Hwang et al.	
6,162,960 A	12/2000	Klein	
6,297,420 B1	10/2001	Heincke	
D452,324 S *	12/2001	Brogden	D24/189
D470,592 S	2/2003	Dunshee	
D471,631 S	3/2003	Dunshee et al.	
D471,632 S	3/2003	Dunshee et al.	
D495,419 S	8/2004	Dunshee	
D511,006 S *	10/2005	Dodd	D24/189
D514,703 S	2/2006	Palomino, Jr.	
D573,260 S	7/2008	Dunshee	
D578,651 S	10/2008	Dunshee	
D636,607 S	4/2011	Withers	
7,982,087 B2	7/2011	Greener	
8,236,083 B2	8/2012	Garcia et al.	
8,283,514 B2	10/2012	Baschnagel	
8,387,497 B2	3/2013	Raidel et al.	
D683,035 S	5/2013	Dunshee et al.	
8,613,993 B2	12/2013	Kuchar	
D697,216 S	1/2014	Chan et al.	
8,680,360 B2	3/2014	Greener et al.	
D707,829 S	6/2014	Chan et al.	
D708,751 S	7/2014	Chan et al.	
D712,546 S	9/2014	Igwebuike et al.	
D714,560 S	10/2014	Xu et al.	
D723,175 S	2/2015	Igwebuike et al.	
D728,803 S *	5/2015	Sinda	D24/189
D741,498 S *	10/2015	Kawahara	D24/189

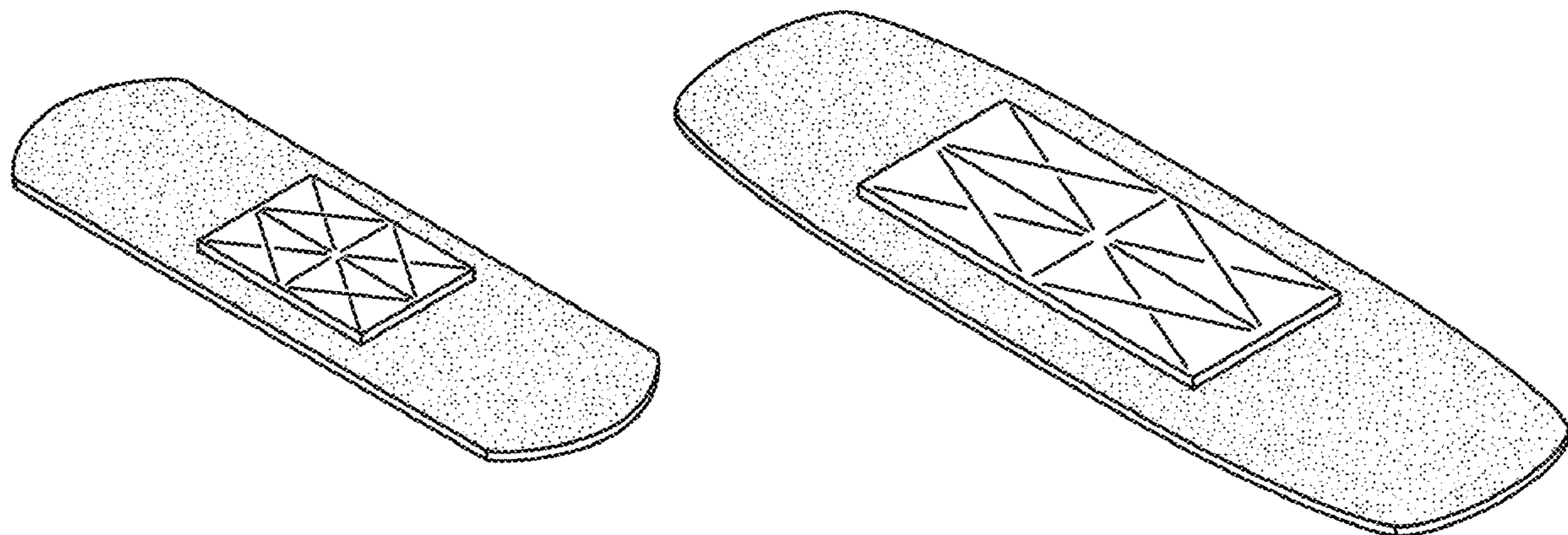
Related U.S. Application Data

- (62) Division of application No. 29/654,728, filed on Jun. 27, 2018, now Pat. No. Des. 879,975.
- (51) **LOC (13) Cl.** **24-04**
- (52) **U.S. Cl.**
USPC **D24/189**
- (58) **Field of Classification Search**
USPC D24/186-189
CPC . A61M 1/0088; A61F 13/00; A61F 13/00021;
A61F 13/066; A61F 13/0206; A61F
13/0203; A61F 13/00025; A61F
13/00038; A61F 13/023; A61F 13/0243;
A61F 13/0266
See application file for complete search history.

(56) **References Cited**

U.S. PATENT DOCUMENTS

2,096,564 A	10/1937	Scholl
D127,402 S	11/1940	Schwartz
2,877,765 A	3/1959	Bunyan
2,905,174 A	9/1959	Smith
2,924,331 A	2/1960	Hoey



US D952,867 S

D745,688 S	12/2015	Chan et al.	
D745,689 S	12/2015	Chan et al.	
D745,690 S	12/2015	Devenish et al.	
D746,996 S *	1/2016	Karlsson	D24/189
D748,921 S	2/2016	Romano, III et al.	
D749,210 S	2/2016	Appelbaum et al.	
9,308,115 B2	4/2016	Quinn	
D757,950 S	5/2016	Karlsson et al.	
D765,993 S	9/2016	Palzewicz	
D770,631 S	11/2016	Green	
D773,194 S	12/2016	Hurley et al.	
9,511,215 B2	12/2016	Skiba	
D777,456 S	1/2017	Azeredo et al.	
9,533,809 B2	1/2017	Kuchar et al.	
D789,616 S	6/2017	Votel et al.	
D790,071 S	6/2017	Ahsani et al.	
9,820,888 B2	11/2017	Greener et al.	
D807,518 S	1/2018	Gildersleeve	
D823,608 S	7/2018	Stephani et al.	
D825,202 S	8/2018	Stephani et al.	
D840,026 S	2/2019	Candy	
10,219,953 B2	3/2019	Dewitt et al.	
D845,647 S	4/2019	Zhu et al.	
D848,004 S	5/2019	Del Rossi et al.	
10,299,966 B2	5/2019	Pigg	
D851,776 S	6/2019	Weinstein	
D851,944 S	6/2019	Toelke et al.	
D851,945 S	6/2019	Toelke et al.	
D851,946 S	6/2019	Toelke et al.	
D851,947 S	6/2019	Toelke et al.	
10,307,587 B2	6/2019	King et al.	
D852,512 S	7/2019	Toelke et al.	
D852,513 S	7/2019	Toelke et al.	
D852,514 S	7/2019	Toelke et al.	
D856,005 S	8/2019	Chaturvedi	
10,442,574 B2	10/2019	Kuchar et al.	
10,470,935 B2	11/2019	Quintero et al.	
D878,608 S	3/2020	Tapper et al.	
D879,973 S	3/2020	Caneppele et al.	
D879,974 S	3/2020	Caneppele et al.	
D879,975 S *	3/2020	Caneppele	D24/189
D887,563 S *	6/2020	Caneppele	D24/189
D887,564 S *	6/2020	Caneppele	D24/189
D890,352 S *	7/2020	Dechow	D24/189
D895,813 S	9/2020	Hicken et al.	
D900,486 S	11/2020	Steenblock et al.	
D904,624 S	12/2020	Del Rossi	
D918,398 S	5/2021	Caneppele et al.	
D919,821 S	5/2021	Fosler et al.	
D923,801 S *	6/2021	Lee	D24/189
D930,368 S	9/2021	Jossart	
D931,472 S	9/2021	Toth et al.	
2002/0156410 A1	10/2002	Lawry	
2004/0002676 A1	1/2004	Sieglwart et al.	
2004/0049144 A1 *	3/2004	Cea	A61F 13/0206 602/41
2006/0057369 A1 *	3/2006	Hilfenhaus	A61F 13/8405 428/343
2010/0016771 A1	1/2010	Arbesman et al.	
2010/0100022 A1	4/2010	Greener et al.	
2010/0179463 A1	7/2010	Greener et al.	
2010/0210988 A1	8/2010	Dallison et al.	
2011/0092874 A1	4/2011	Baschnagel	
2012/0041402 A1	2/2012	Greener	
2012/0220973 A1	8/2012	Chan et al.	
2012/0220974 A1	8/2012	Chan et al.	
2012/0220975 A1	8/2012	Chan et al.	
2013/0282049 A1	10/2013	Peterson et al.	
2014/0094730 A1	4/2014	Greener et al.	
2016/0058998 A1 *	3/2016	Skiba	A61N 1/326 607/50
2017/0087027 A1	3/2017	Coffey et al.	
2018/0289553 A1	10/2018	Caneppele et al.	
2018/0289559 A1	10/2018	Caneppele et al.	
2019/0099297 A1	4/2019	Cettina et al.	
2020/0246193 A1	8/2020	Wurapa	

FOREIGN PATENT DOCUMENTS

EP	136594 A	4/1985
EP	300815 A	1/1989
EP	3085344 A	10/2016
GB	821959 A	10/1959
WO	WO 2010/097570 A	9/2010
WO	WO 2014/149718 A	9/2014
WO	WO 2016/030047 A	3/2016
WO	WO 2016/081708 A	5/2016

OTHER PUBLICATIONS

U.S. Appl. No. 29/643,723, filed Apr. 11, 2018, Pending, J&J Consumer Inc.

U.S. Appl. No. 29/643,725, filed Apr. 11, 2018, Pending, J&J Consumer Inc.

U.S. Appl. No. 29/643,727, filed Apr. 11, 2018, Pending, J&J Consumer Inc.

U.S. Appl. No. 15/950,319, filed Apr. 11, 2018, US 20180289551A1, Pending, J&J Consumer Inc.

U.S. Appl. No. 15/950,326, filed Apr. 11, 2018, US20180289559A1, Pending, J&J Consumer Inc.

U.S. Appl. No. 15/950,341, filed Apr. 11, 2018, US20180289552A1, Pending, J&J Consumer Inc.

U.S. Appl. No. 15/950,346, filed Apr. 11, 2018, US20180289553A1, Pending, J&J Consumer Inc.

U.S. Appl. No. 15/950,355, filed Apr. 11, 2018, US20180289554A1, Pending, J&J Consumer Inc.

U.S. Appl. No. 62/483,989, filed Apr. 11, 2017, Expired, J&J Consumer Inc.

U.S. Appl. No. 29/654,725, filed Jun. 27, 2018, Pending, J&J Consumer Inc.

U.S. Appl. No. 29/654,726, filed Jun. 27, 2018, Pending, J&J Consumer Inc.

U.S. Appl. No. 29/654,728, filed Jun. 27, 2018, Pending, J&J Consumer Inc.

U.S. Appl. No. 29/654,731, filed Jun. 27, 2018, Pending, J&J Consumer Inc.

U.S. Appl. No. 29/672,805, filed Dec. 10, 2018, Pending, J&J Consumer Inc.

U.S. Appl. No. 29/672,807, filed Dec. 10, 2018, Pending, J&J Consumer Inc.

Amazon. Band-Aid Brand Tru-Stay Sheer Strips Adhesive Bandages for First Aid Review by “k1dpr”. Mar. 7, 2017. https://www.amazon.com/dp/B0009STDOW/ref=psdc_3762721_t4_B00B6A6Y9E (Year 2017).

““Band-Aid’ wound power pad for elbow and knee protection”, published in ““Protection series’, new for ‘Band-Aid’ would power pad, effectively protecting shallow and broad wound”, dated Mar. 16, 2010, stored in and published from Internet Archive, run by the US non-profit corporation Internet Archive (output date: May 12, 2014). Internet Archive URL: <https://web.archive.org/web/20100316073304/http://www.jnj.co.jp/group/press/2009/0309/index.html>.

Democrat and Chronicle. Old-school Snake game is making a comeback by WUSA 9 Staff. May 7, 2015. <https://www.democratandchronicle.com/story/news/local/2015/05/07/snake-game-makes-comeback/70938102/> (Year 2015).

Douglas Flynt. Accurate Ellipses. Aug. 8, 2011; Oct. 11, 2011. <http://douglasflynt.blogspot.com/2011/08/accurate-ellipses.html> (Year 2011).

IStock Photo. Seamless pattern with zigzag and triple X shaped line segments stock illustration. Jul. 2, 2018. <https://www.istockphoto.com/vector/seamless-pattern-with-zigzag-and-triple-x-shaped-line-segments-gm990118502-268386144> (Year 2018).

Nancy Cartwright. Nancy Cartwright Takes Over as “Chuckie” on The Rugrats. Jul. 2, 2002. <https://nancycartwright.com/news/nancy-takes-over-as-chuckie-on-the-rugrats/> (Year 2002).

The Next Plate. Creative Cake Cutting idea. Oct. 27, 2010. <https://thenextplate.tumblr.com/> (Year 2010).

Miller Pads and paper. Graph Paper Pad. No date specified. <http://millerpadsandpaper.com/graph-paper-pad/> (Year 0).

Shutterstock. Abstract black geometric background. Dots and line. By Djem. No date specified. <https://www.shutterstock.com/image-vector/abstract-black-geometric-background-dots-line-232331239> (Year 0).

Target. Band-Aid Oh Joy! Adhesive Bandages—20 ct. No date specified. <https://www.target.com/p/band-aid-oh-joy-adhesive-bandages-20ct/-/A-17221637> (Year 0).

Gabriel, Lester: “Chapter 1: History and Physical Chemistry of HDPE”. (Year: 2008).

Amazon, Band-Aid Brand Skinflex Adhesive Banages for First Aid and Wound Care All One Size ct. 25 Count, Jan. 30, 2017, <https://www.amazon.com/Band-Aid-Brand-Skin-Flex-Adhesive-Bandages/dp/B01M1K2MC0> (Year: 2017).

Amazon, Band-Aid Brand Adhesive Bandage Family Variety Pack, Sheer and Clear Bandages, Assorted Sizes, 280 ct., Jun. 23, 2006, <https://amzn.to/3vFLw3h> (Year 2006).

Devine Express. Guardian Advantage Series Butterfly Electrodes Butterfly Tape Patch, Mini-Snap, 0.875" cs/50—32840. No date specified. <https://bit.ly/3I4Bijc> (Year: 0).

Amazon, Band-Aid Brand Flexible Fabric Adhesive Bandages for Wound Care and First Aid, Finger and Knuckle, 20 ct (Pack of 6), Sep. 9, 2006, <https://www.amazon.com/Band-Aid-Flexible-Adhesive-Bandages-Knuckle/dp/B000061DL7> (Year 2006).

* cited by examiner

Primary Examiner — Darcey E Gottschalk

(57) **CLAIM**

We claim the ornamental design for an adhesive bandage with decorated pad, as shown and described.

DESCRIPTION

FIG. 1 is a top perspective view of the present invention; FIG. 2 is a top view of the adhesive bandage with decorated pad depicted in FIG. 1;

FIG. 3 is a left side view of the adhesive bandage with decorated pad depicted in FIG. 1;

FIG. 4 is a bottom view of the adhesive bandage with decorated pad depicted in FIG. 1;

FIG. 5 is a right side view of the adhesive bandage with decorated pad depicted in FIG. 1;

FIG. 6 is a front side view of the adhesive bandage with decorated pad depicted in FIG. 1;

FIG. 7 is a back side view of the adhesive bandage with decorated pad depicted in FIG. 1;

FIG. 8 is a top perspective view of a second embodiment of the present invention;

FIG. 9 is a top view of the adhesive bandage with decorated pad depicted in FIG. 8;

FIG. 10 is a left side view of the adhesive bandage with decorated pad depicted in FIG. 8;

FIG. 11 is a bottom view of the adhesive bandage with decorated pad depicted in FIG. 8;

FIG. 12 is a right side view of the adhesive bandage with decorated pad depicted in FIG. 8;

FIG. 13 is a front side view of the adhesive bandage with decorated pad depicted in FIG. 8;

FIG. 14 is a back side view of the adhesive bandage with decorated pad depicted in FIG. 8;

FIG. 15 is a top perspective view of a third embodiment of the present invention;

FIG. 16 is a top view of the adhesive bandage with decorated pad depicted in FIG. 15;

FIG. 17 is a left side view of the adhesive bandage with decorated pad depicted in FIG. 15;

FIG. 18 is a bottom view of the adhesive bandage with decorated pad depicted in FIG. 15;

FIG. 19 is a right side view of the adhesive bandage with decorated pad depicted in FIG. 15;

FIG. 20 is a front side view of the adhesive bandage with decorated pad depicted in FIG. 15;

FIG. 21 is a back side view of the adhesive bandage with decorated pad depicted in FIG. 15;

FIG. 22 is a top perspective view of a fourth embodiment of the present invention;

FIG. 23 is a top view of the adhesive bandage with decorated pad depicted in FIG. 22;

FIG. 24 is a left side view of the adhesive bandage with decorated pad depicted in FIG. 22;

FIG. 25 is a bottom view of the adhesive bandage with decorated pad depicted in FIG. 22;

FIG. 26 is a right side view of the adhesive bandage with decorated pad depicted in FIG. 22;

FIG. 27 is a front side view of the adhesive bandage with decorated pad depicted in FIG. 22;

FIG. 28 is a back side view of the adhesive bandage with decorated pad depicted in FIG. 22;

FIG. 29 is a top perspective view of a fifth embodiment of the present invention;

FIG. 30 is a top view of the adhesive bandage with decorated pad depicted in FIG. 29;

FIG. 31 is a left side view of the adhesive bandage with decorated pad depicted in FIG. 29;

FIG. 32 is a bottom view of the adhesive bandage with decorated pad depicted in FIG. 29;

FIG. 33 is a right side view of the adhesive bandage with decorated pad depicted in FIG. 29;

FIG. 34 is a front side view of the adhesive bandage with decorated pad depicted in FIG. 29;

FIG. 35 is a back side view of the adhesive bandage with decorated pad depicted in FIG. 29;

FIG. 36 is a top perspective view of a sixth embodiment of the present invention;

FIG. 37 is a top view of the adhesive bandage with decorated pad depicted in FIG. 36;

FIG. 38 is a left side view of the adhesive bandage with decorated pad depicted in FIG. 37;

FIG. 39 is a bottom view of the adhesive bandage with decorated pad depicted in FIG. 38;

FIG. 40 is a right side view of the adhesive bandage with decorated pad depicted in FIG. 39;

FIG. 41 is a front side view of the adhesive bandage with decorated pad depicted in FIG. 40; and,

FIG. 42 is a back side view of the adhesive bandage with decorated pad depicted in FIG. 41.

The ornamental design which is claimed is shown in the drawings.

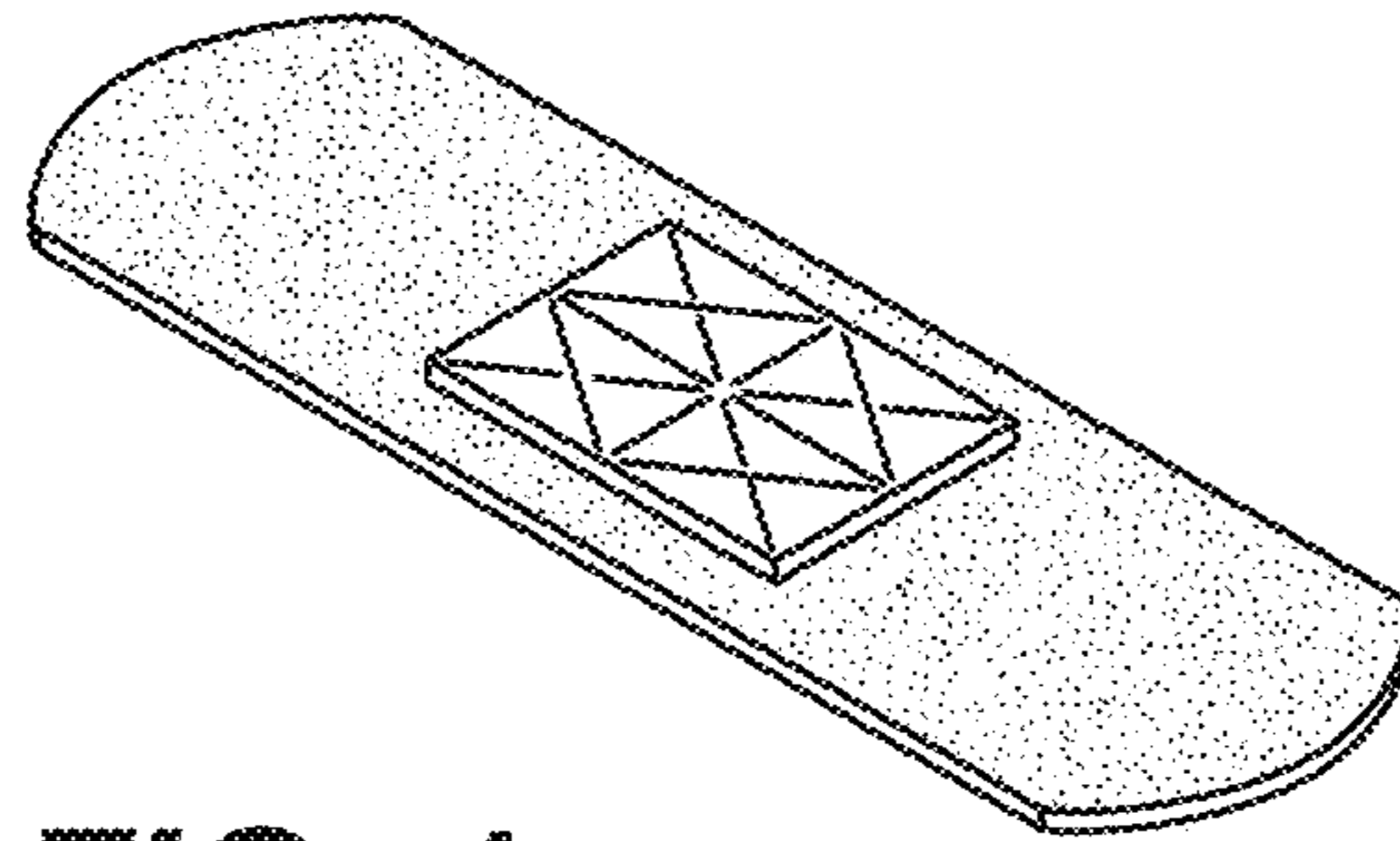


FIG. 1

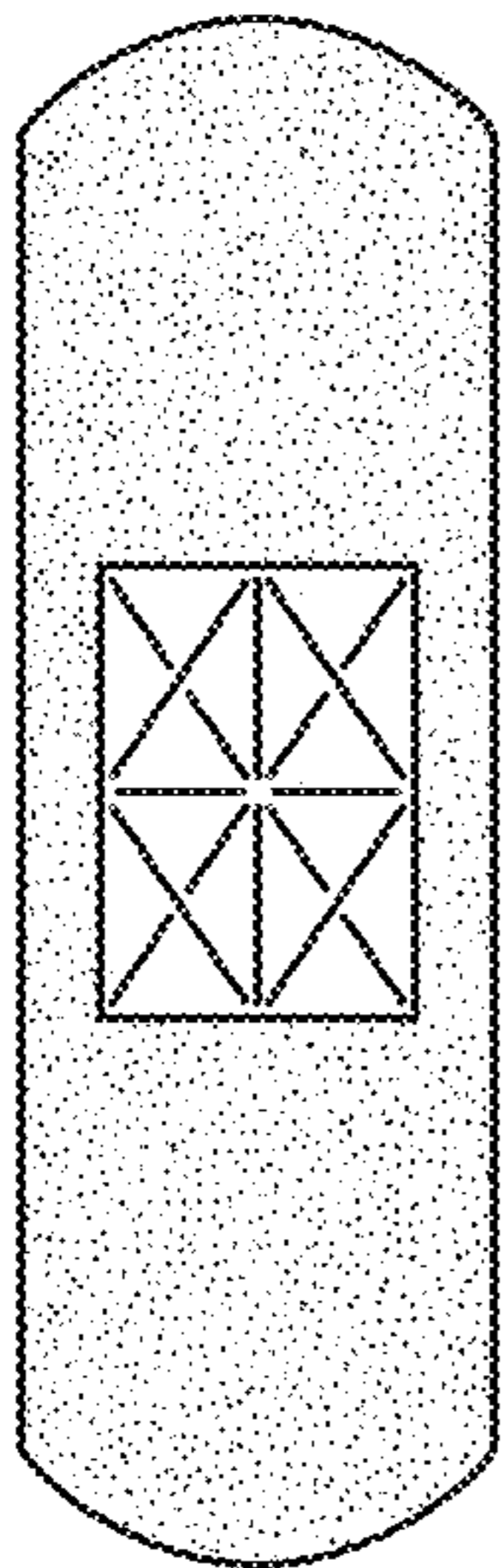


FIG. 2



FIG. 3

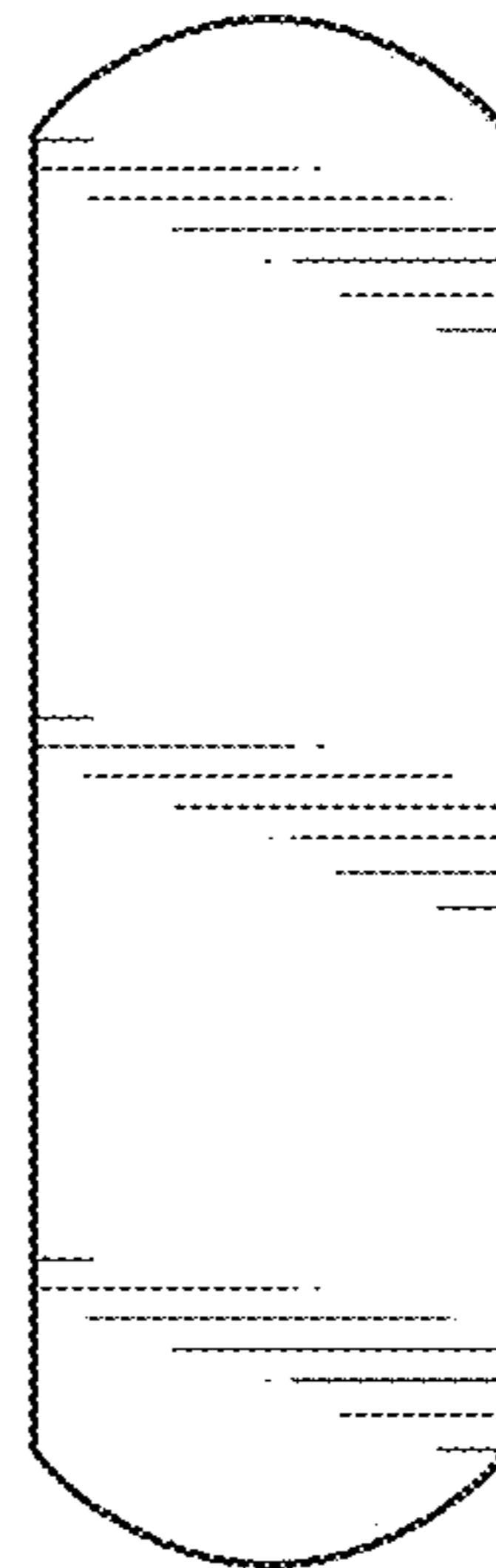


FIG. 4



FIG. 5




FIG. 6



FIG. 7

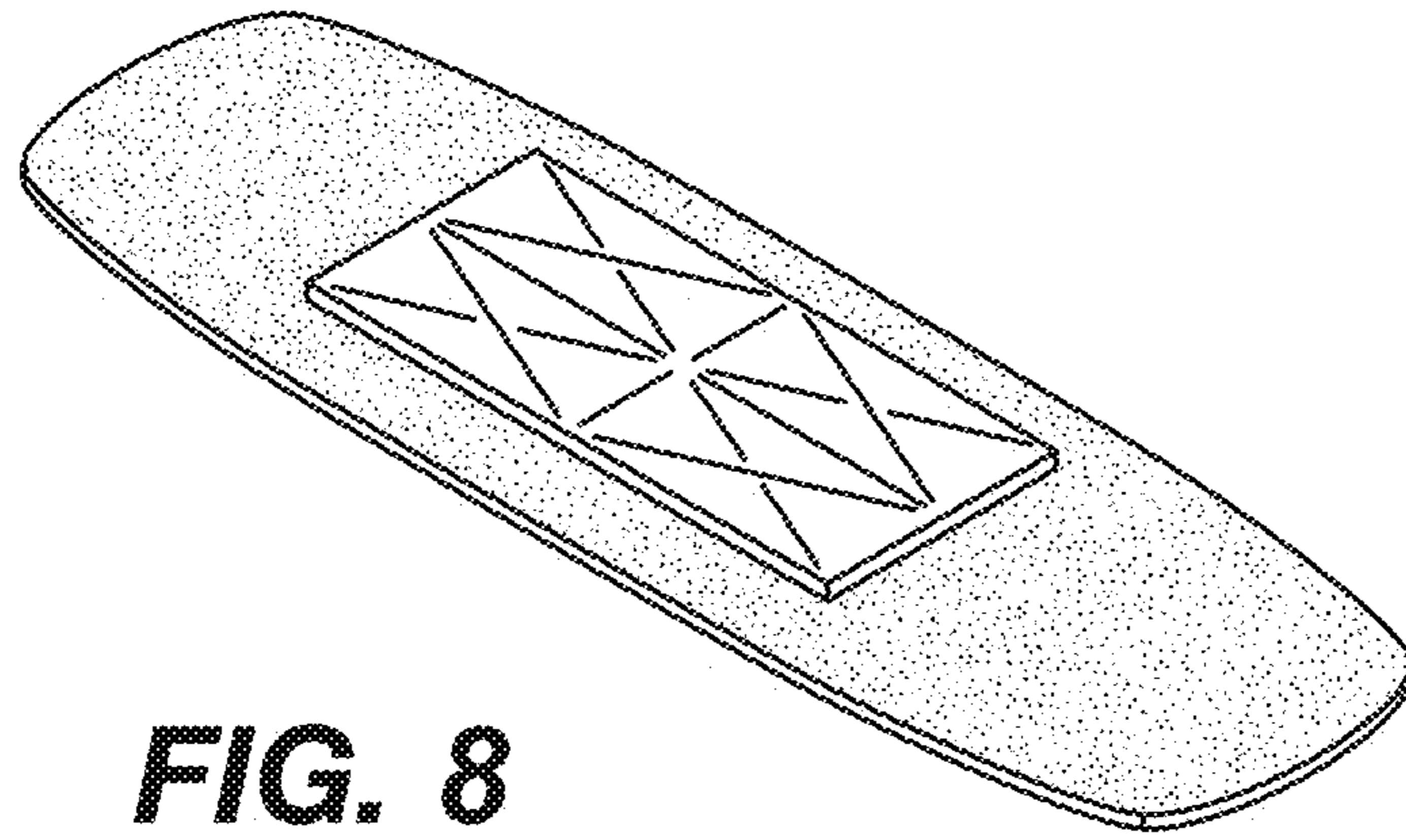


FIG. 8

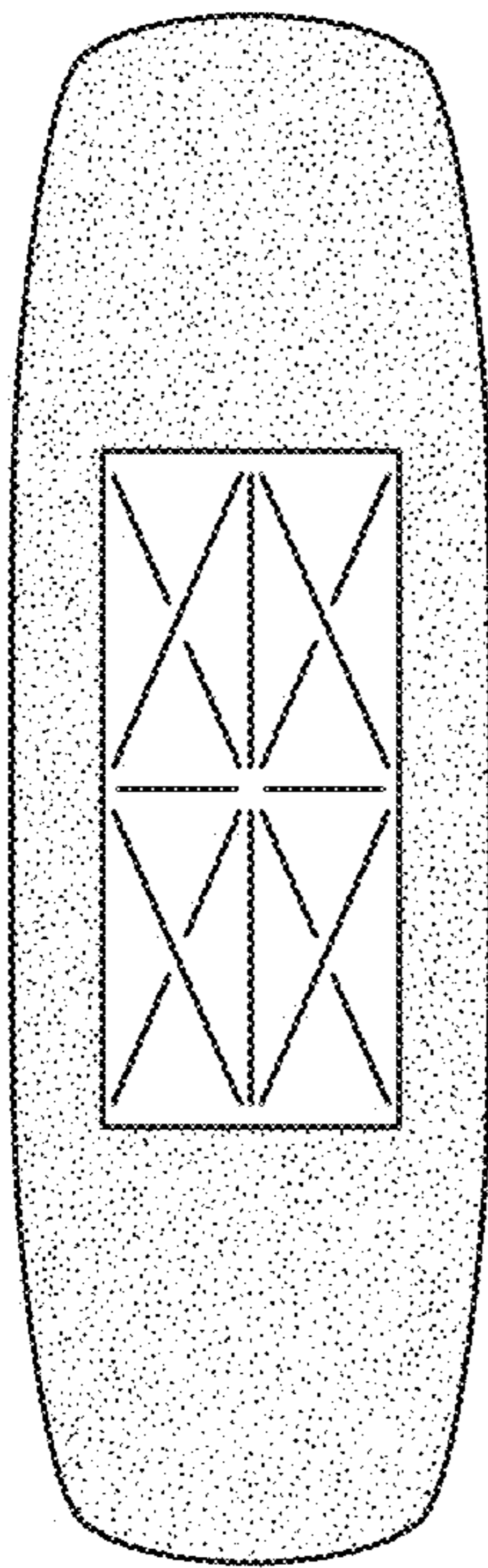


FIG. 9



FIG. 10




FIG. 11



FIG. 12




FIG. 13




FIG. 14

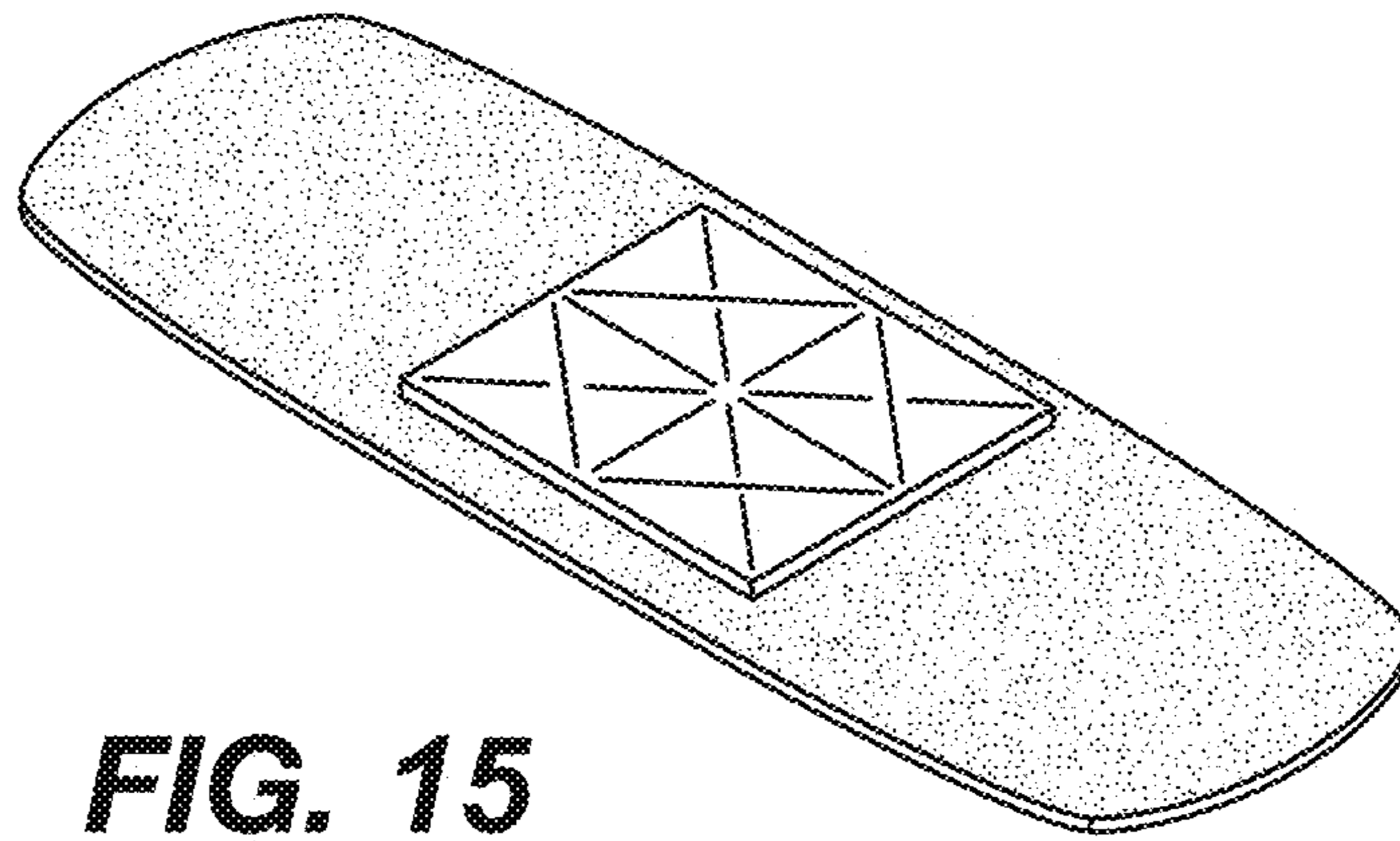


FIG. 15

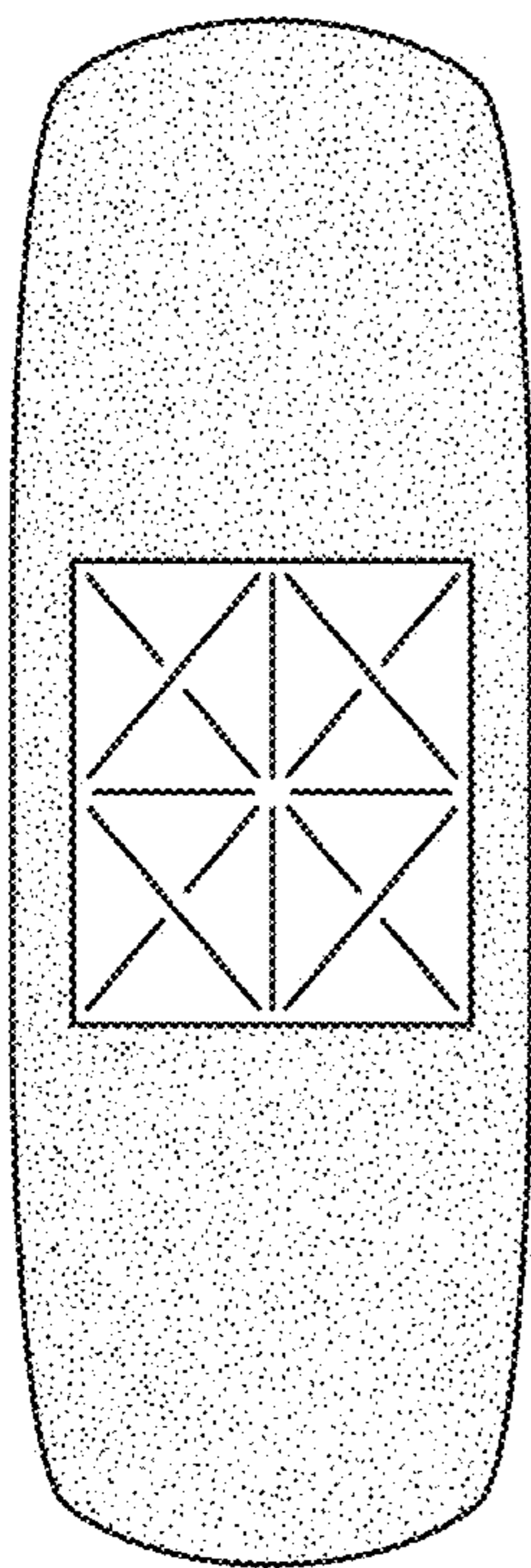


FIG. 16




FIG. 17

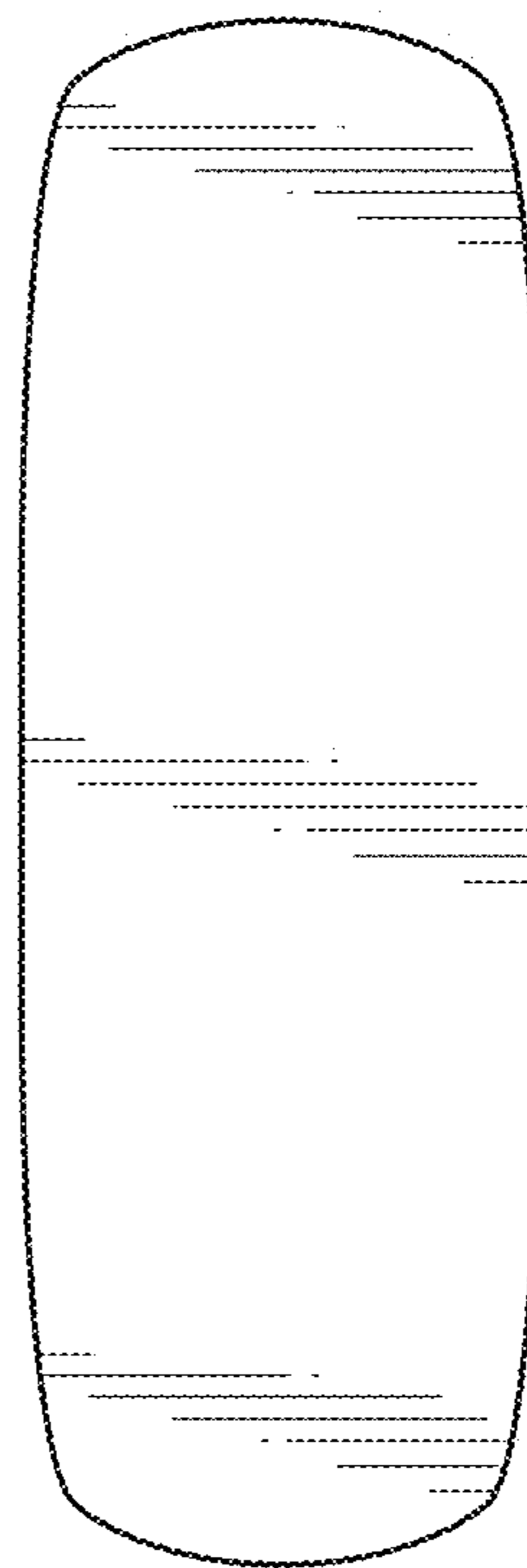


FIG. 18



FIG. 19




FIG. 20




FIG. 21

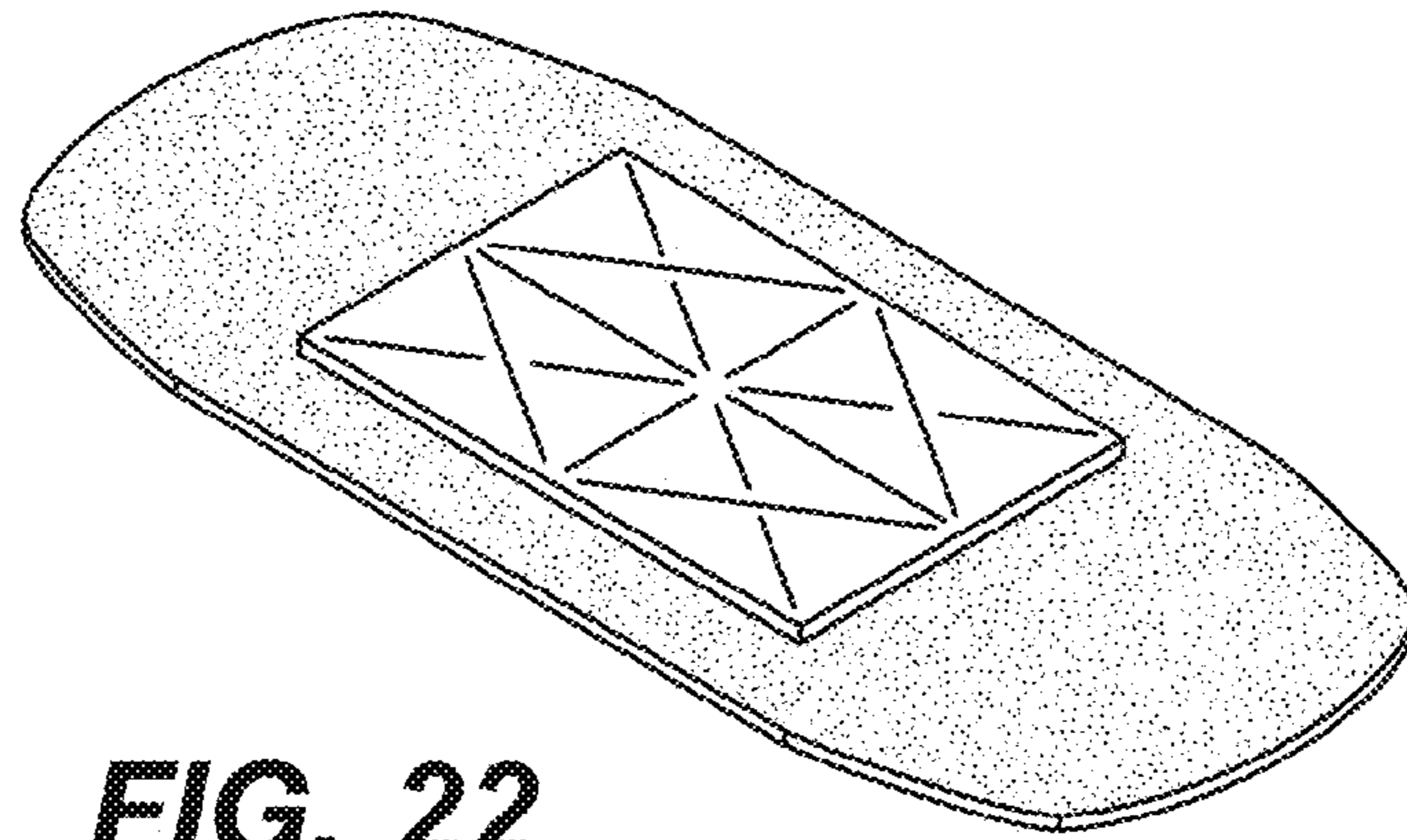


FIG. 22

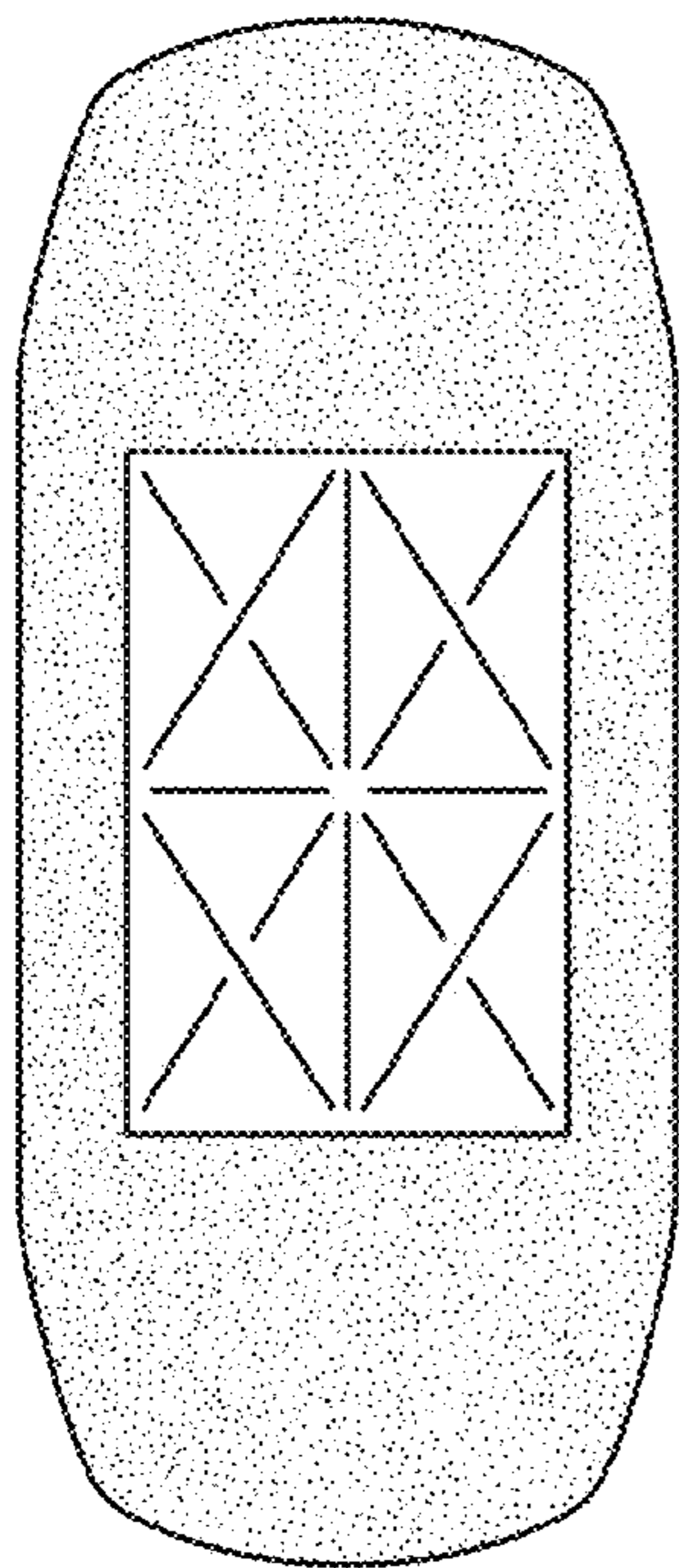


FIG. 23



FIG. 24

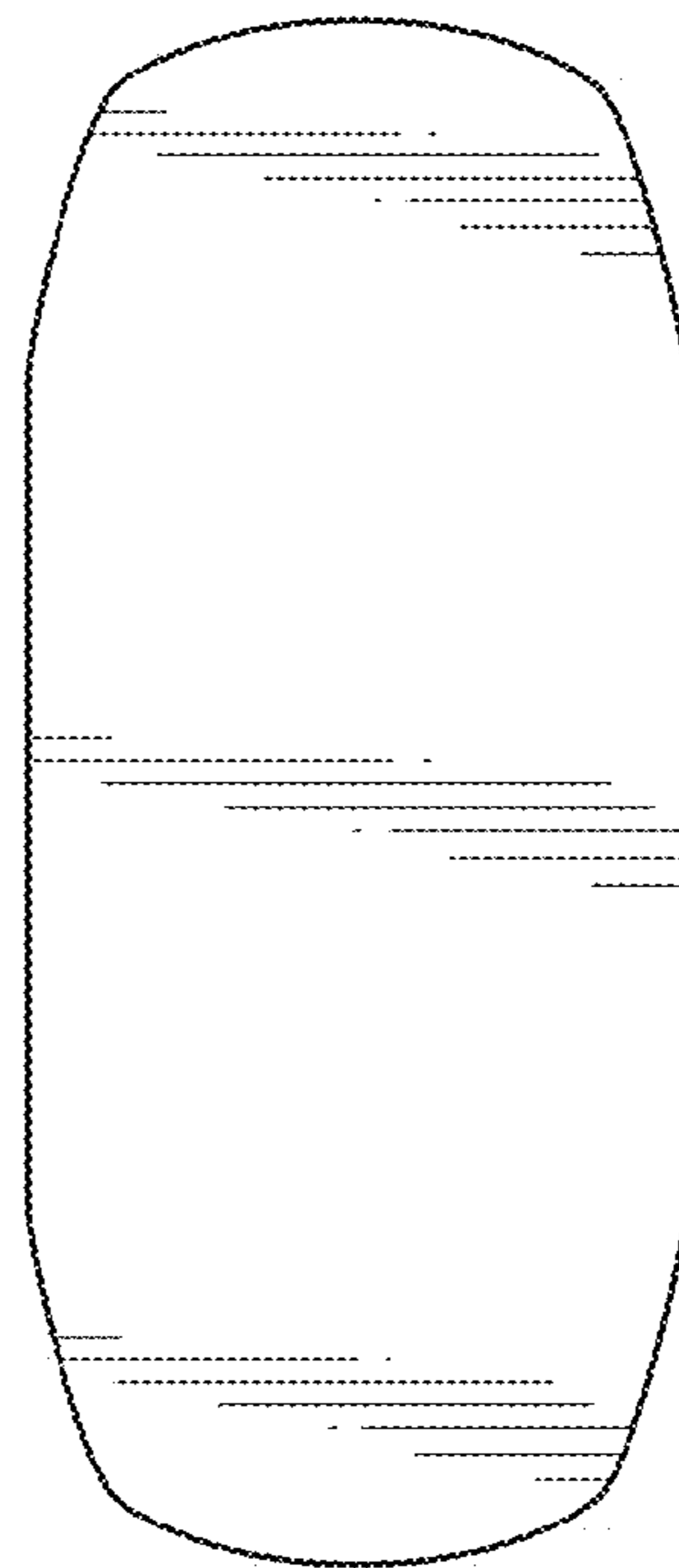


FIG. 25



FIG. 26




FIG. 27




FIG. 28

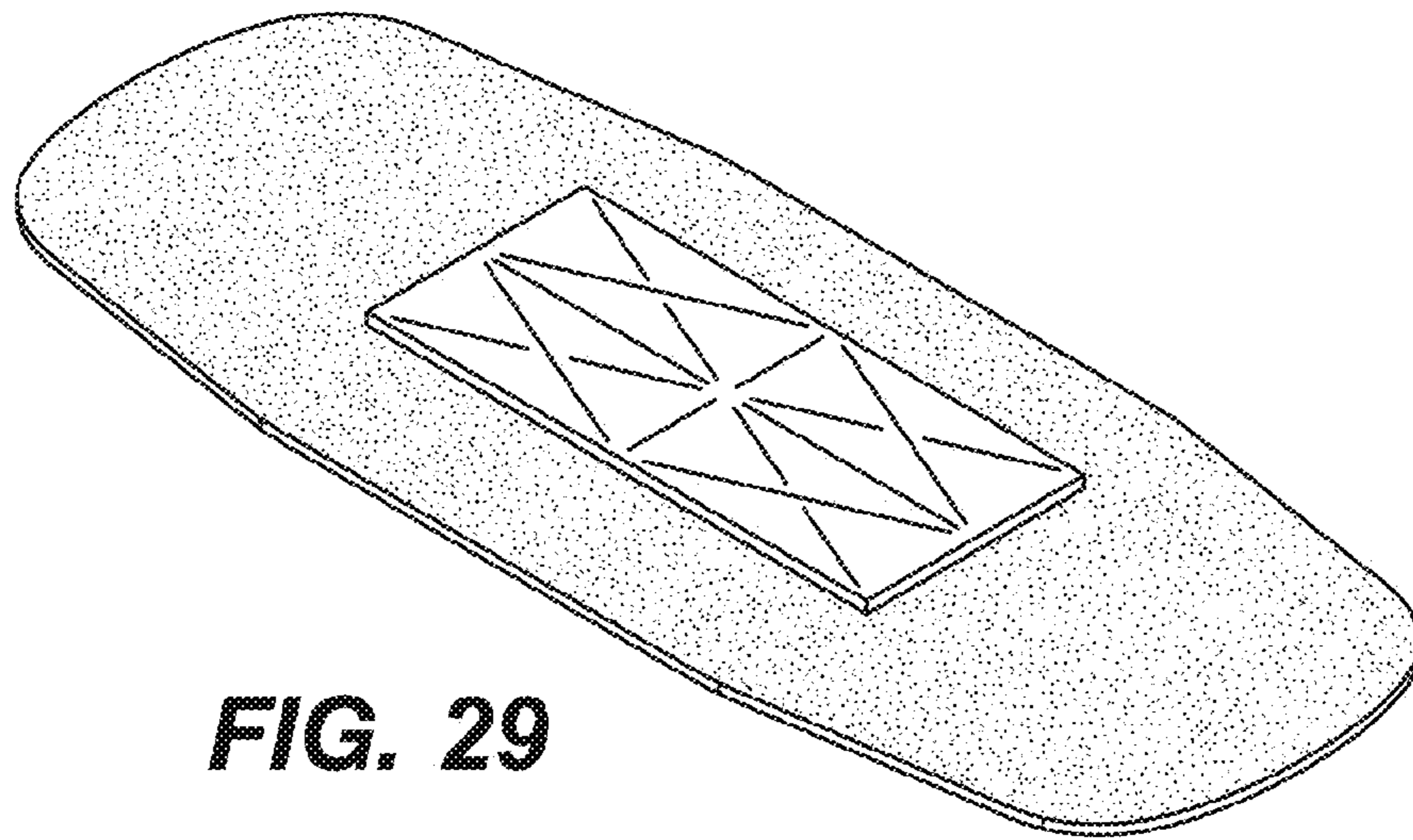


FIG. 29

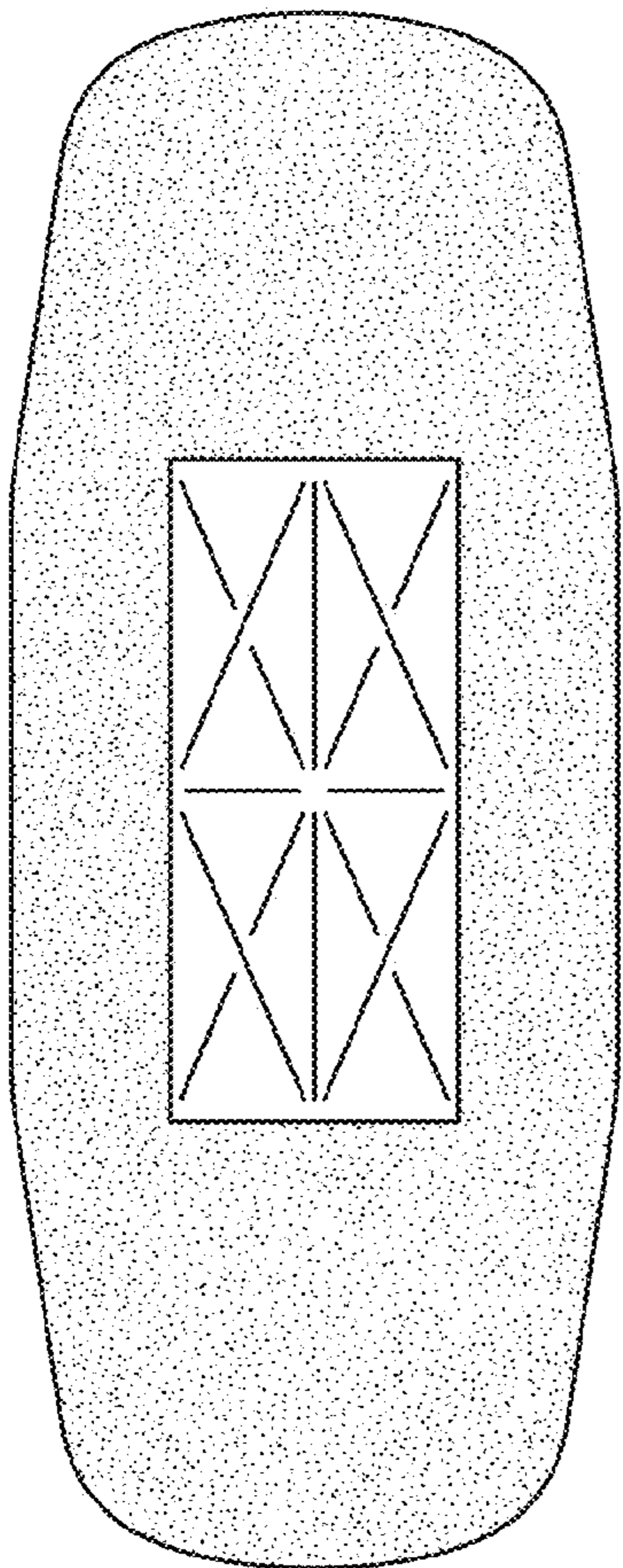


FIG. 30



FIG. 31

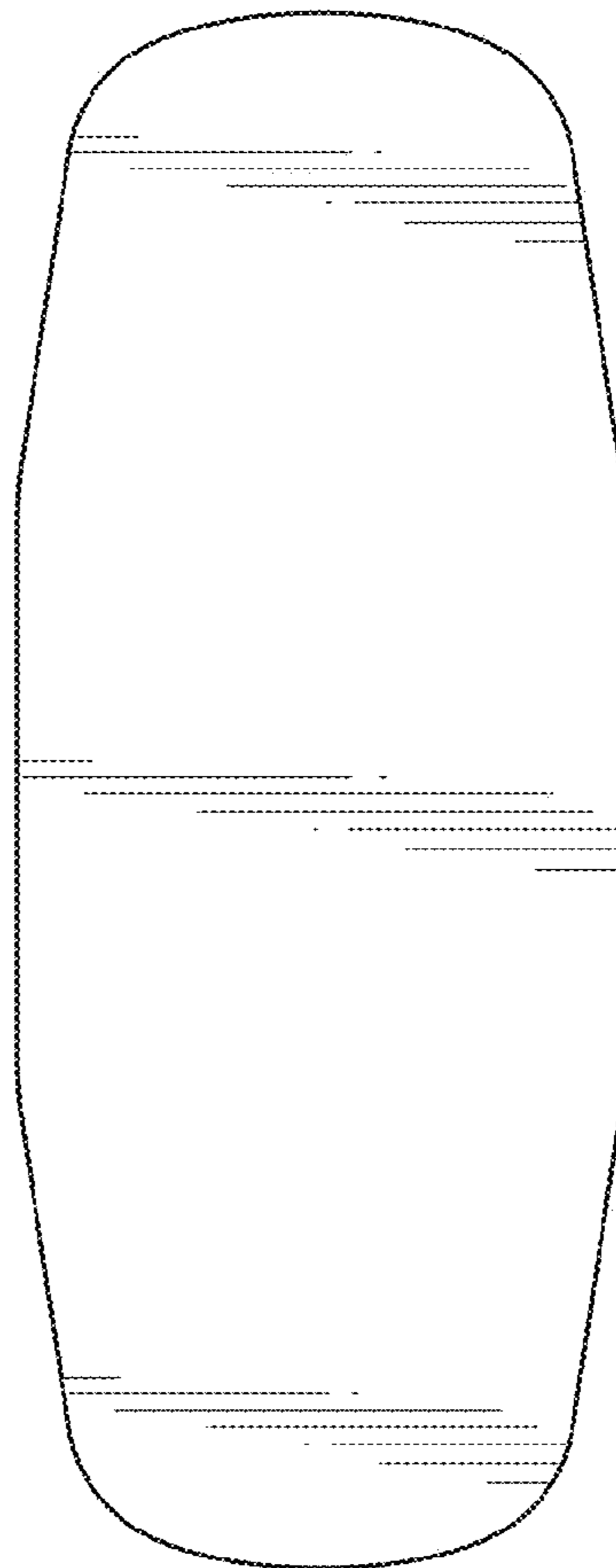


FIG. 32



FIG. 33




FIG. 34



FIG. 35

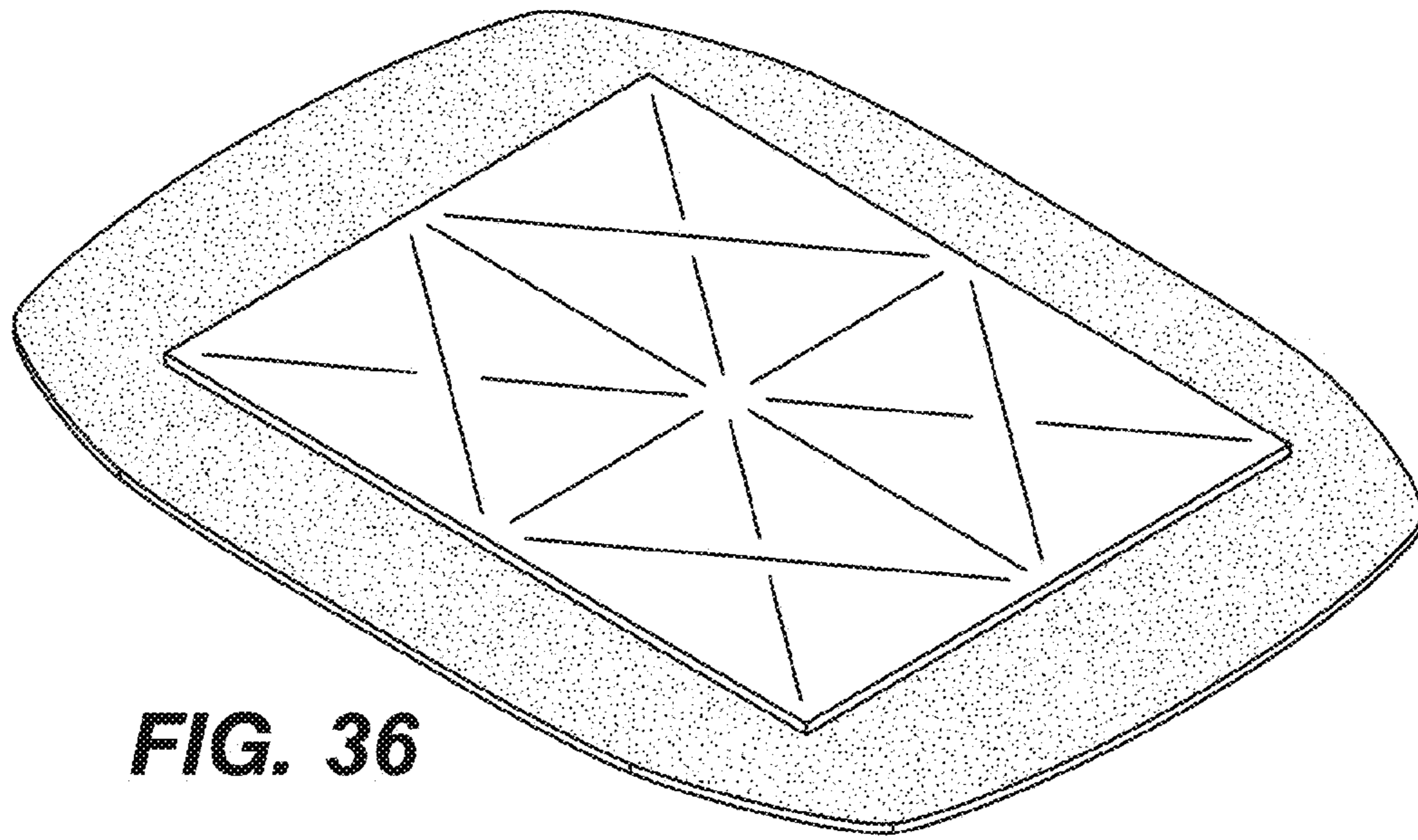


FIG. 36

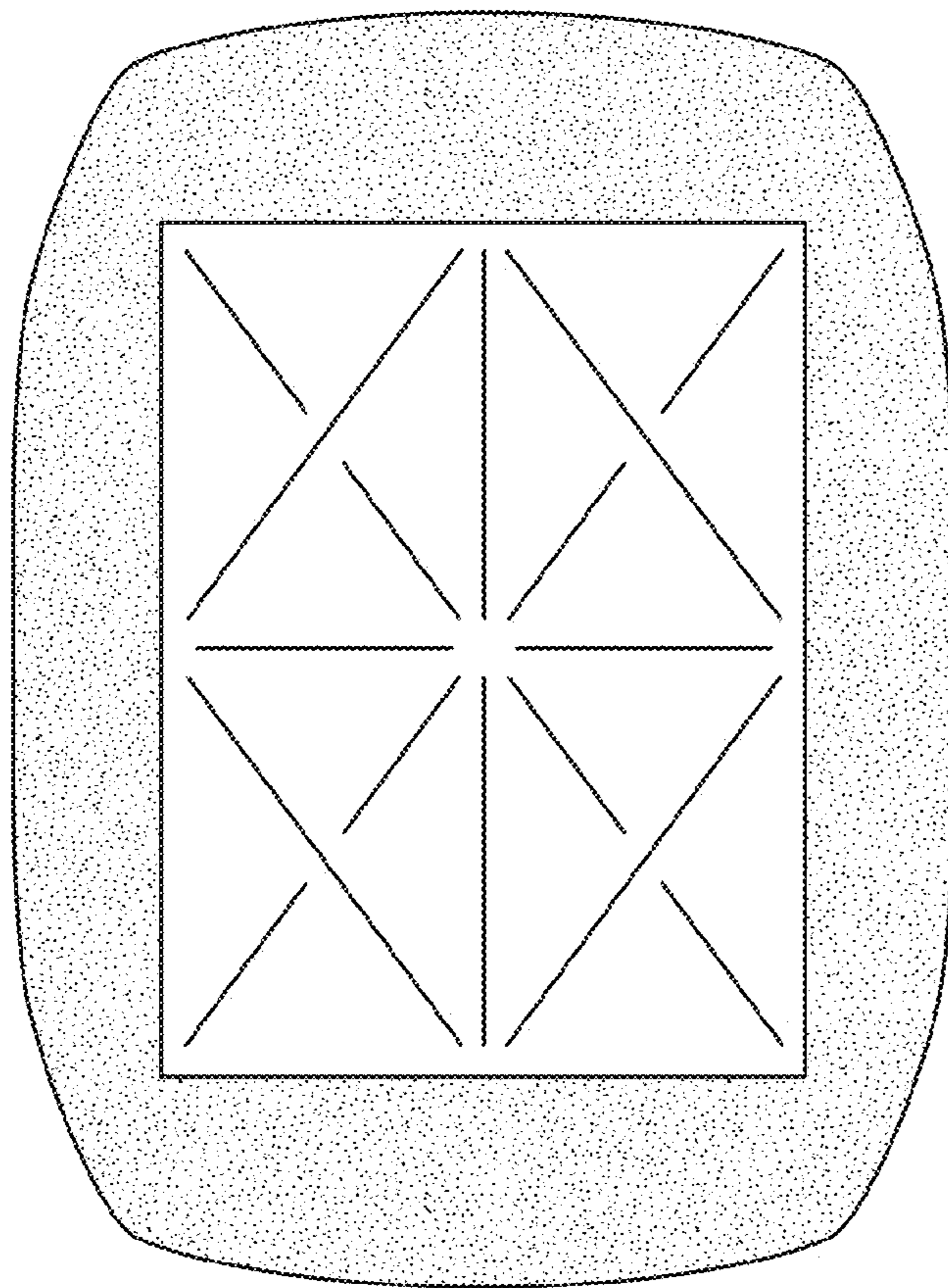


FIG. 37



FIG. 38



FIG. 41

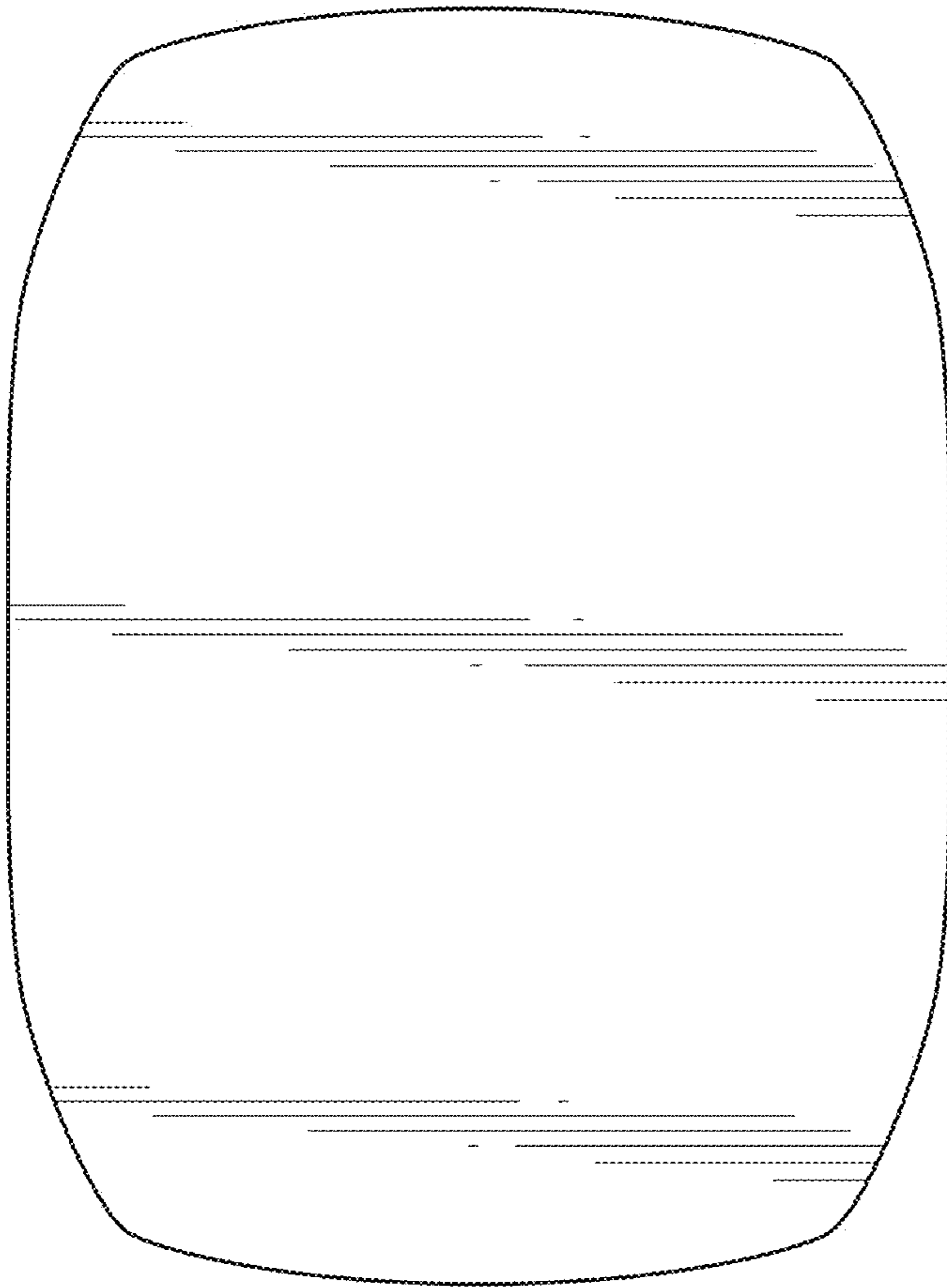


FIG. 39



FIG. 40




FIG. 42