



US00D952864S

(12) **United States Design Patent**
Levy et al.

(10) **Patent No.:** **US D952,864 S**

(45) **Date of Patent:** **** May 24, 2022**

(54) **SENSOR**

(71) Applicant: **Cheetah Medical, Inc.**, Wilmington, DE (US)

(72) Inventors: **Baruch Levy**, Lehavim (IL); **Yochay Kaplan**, RaAnana (IL); **Eliezer Schusman**, RaAnana (IL); **Mordechai Dinour**, Karney Shomron (IL)

(73) Assignees: **BAXTER INTERNATIONAL INC.**, Deerfield, IL (US); **BAXTER HEALTHCARE SA**, Glattpark (CH)

(**) Term: **15 Years**

(21) Appl. No.: **29/696,729**

(22) Filed: **Jul. 1, 2019**

(51) **LOC (13) Cl.** **24-02**

(52) **U.S. Cl.**
USPC **D24/187**

(58) **Field of Classification Search**
USPC D24/158, 167-169, 186-187; D10/78, D10/81, 97
CPC A61B 5/14551; A61B 5/14552; A61B 5/6821; A61B 5/6822; A61B 5/6823; A61B 5/6824

See application file for complete search history.

(56) **References Cited**

U.S. PATENT DOCUMENTS

D206,799 S * 1/1967 Frasier D24/168
D483,488 S * 12/2003 Luthy D24/140

D567,949 S * 4/2008 Lash D24/168
D773,672 S * 12/2016 Machon D24/187
D779,432 S * 2/2017 Wong D13/133
D790,069 S * 6/2017 Wong D24/187
D809,663 S * 2/2018 Nachum D24/168
D838,848 S * 1/2019 Neubauer D24/158
D838,849 S * 1/2019 Neubauer D24/158
D838,850 S * 1/2019 Neubauer D24/158
D838,851 S * 1/2019 Neubauer D24/158
D892,338 S * 8/2020 Zhang D24/168

FOREIGN PATENT DOCUMENTS

CN 201930384154.9 * 7/2019

* cited by examiner

Primary Examiner — Omeed Agilee

(74) *Attorney, Agent, or Firm* — K&L Gates LLP

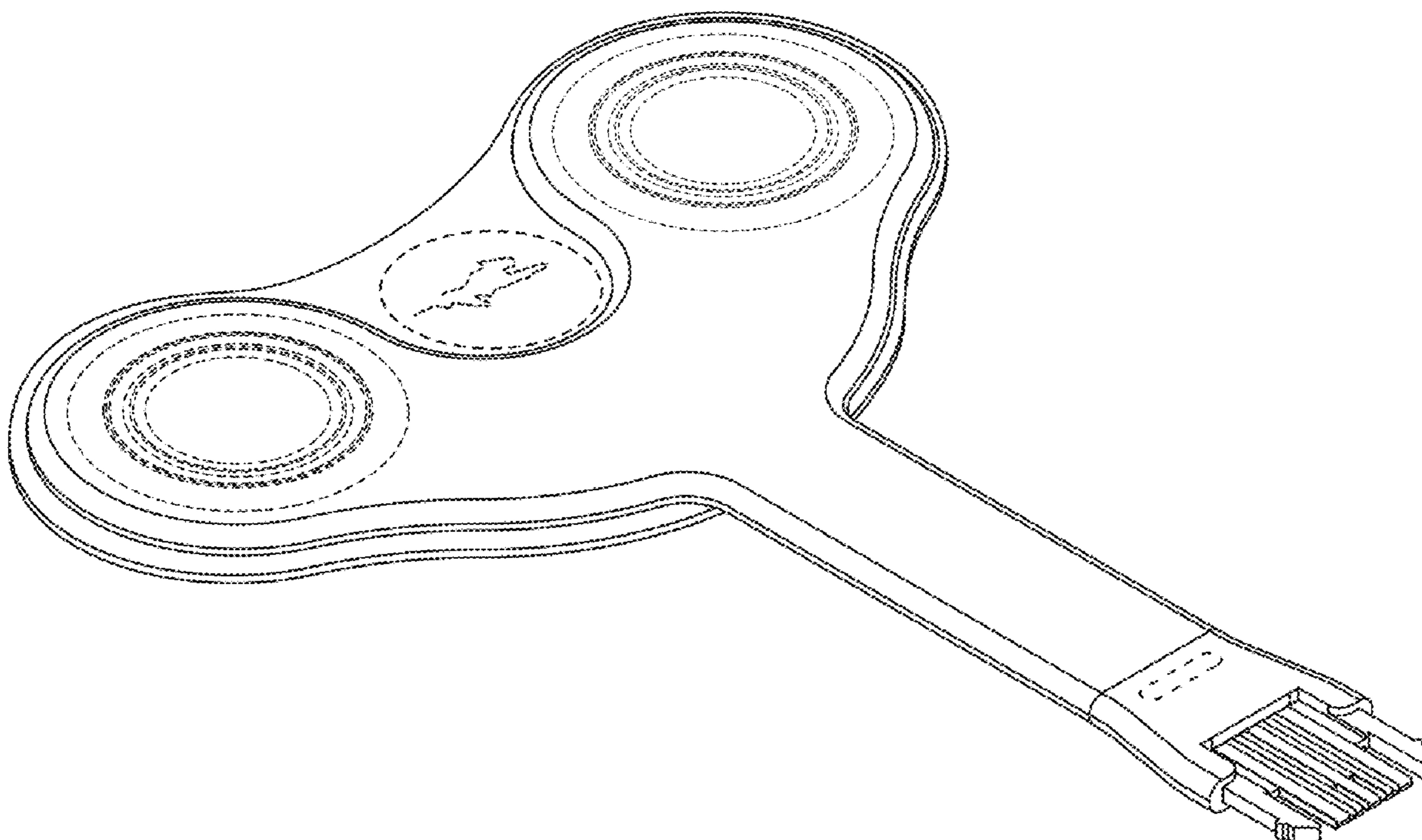
(57) **CLAIM**

The ornamental design for a sensor, as shown and described.

DESCRIPTION

FIG. 1 is a front view of a sensor, showing our new design; FIG. 2 is a rear view thereof; FIG. 3 is a bottom view thereof; FIG. 4 is a side view thereof; and, FIG. 5 is a perspective view thereof. Broken lines in the drawings depict portions of the sensor that form no part of the claimed design.

1 Claim, 5 Drawing Sheets



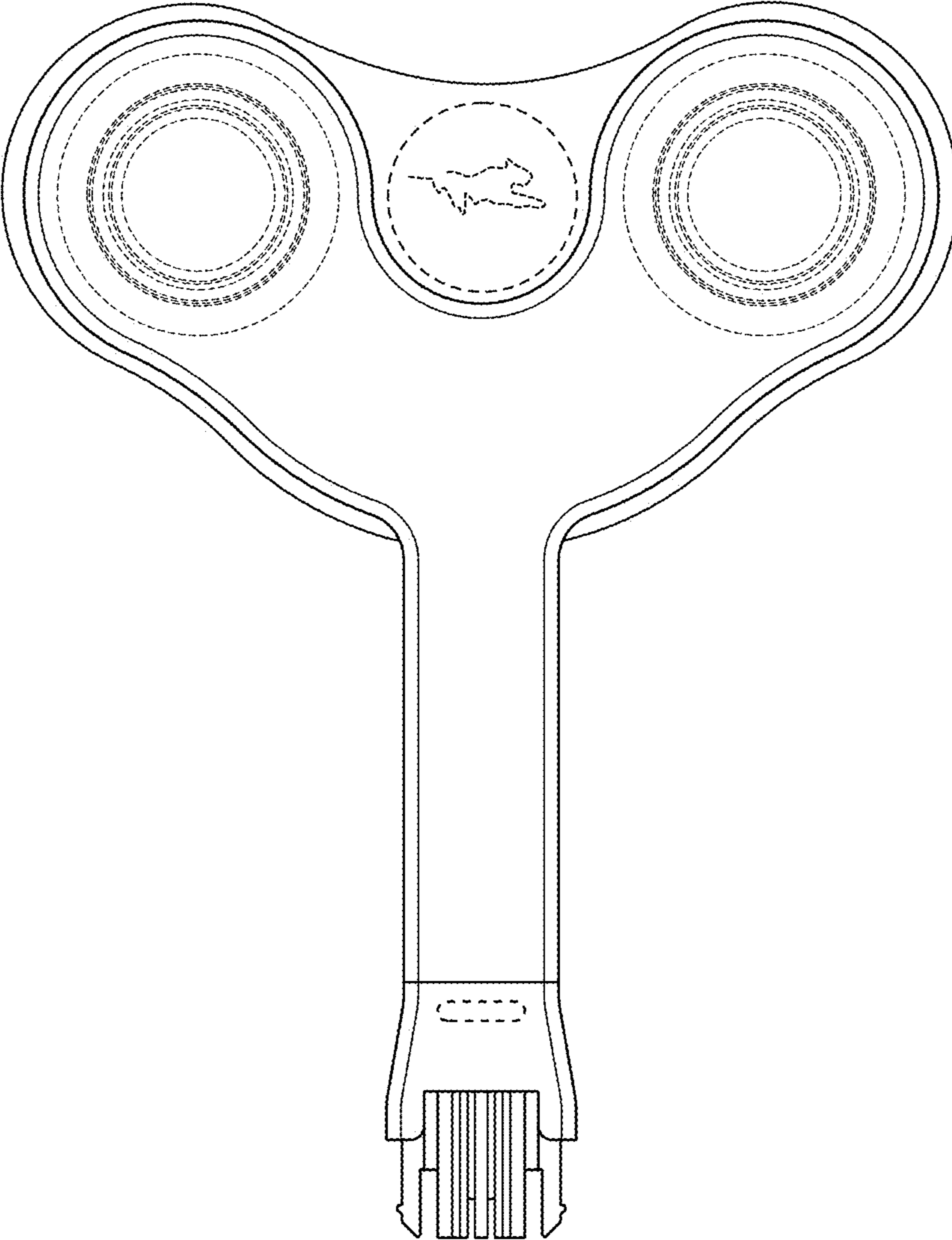


FIG. 1

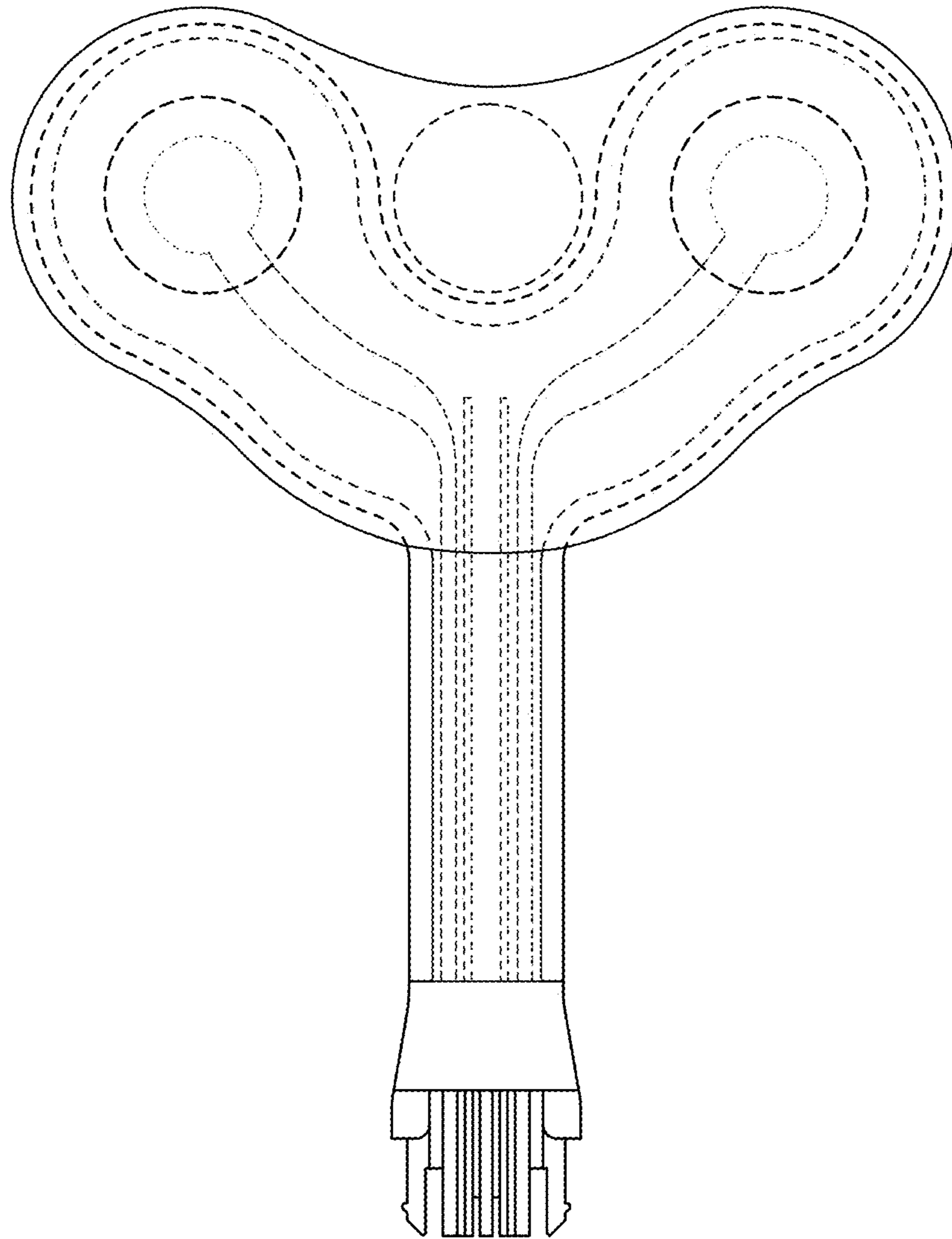


FIG. 2

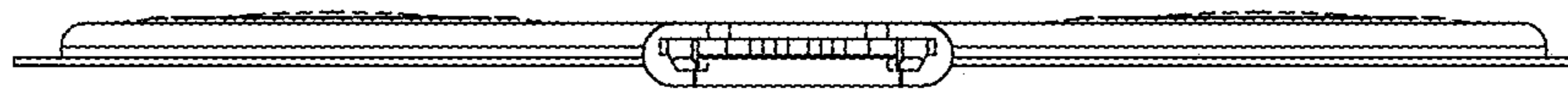


FIG. 3



FIG. 4

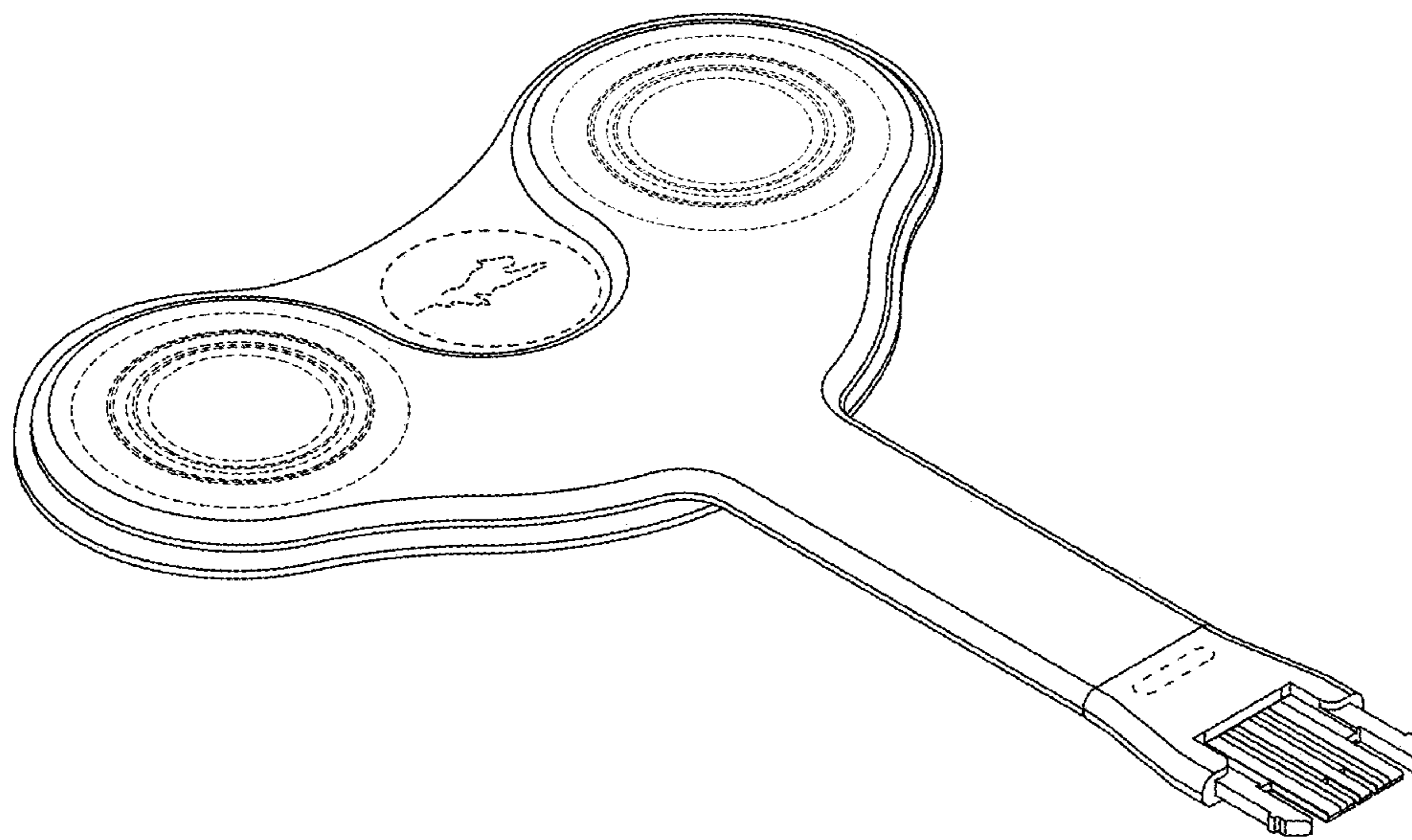


FIG. 5