



US00D952852S

(12) **United States Design Patent** (10) **Patent No.:** **US D952,852 S**
Deininger et al. (45) **Date of Patent:** **** May 24, 2022**

- (54) **TIBIAL IMPLANTABLE NEUROSTIMULATOR**
- (71) Applicant: **Medtronic, Inc.**, Minneapolis, MN (US)
- (72) Inventors: **Steven Deininger**, Plymouth, MN (US); **Michael Baade**, Otsego, MN (US)
- (73) Assignee: **Medtronic, Inc.**, Minneapolis, MN (US)
- (**) Term: **15 Years**
- (21) Appl. No.: **29/652,586**
- (22) Filed: **Sep. 25, 2020**
- (51) **LOC (13) Cl.** **24-03**
- (52) **U.S. Cl.**
USPC **D24/155; D24/200**
- (58) **Field of Classification Search**
USPC D24/155, 200
CPC .. A61N 1/3627; A61N 1/3962; A61N 1/3622;
A61N 1/3956; A61N 1/368; A61N 1/39;
A61N 1/3684; A61N 1/36114; A61N
1/37427; A61N 1/056; A61N 1/362;
A61N 1/3968; G06F 19/3406
See application file for complete search history.

(56) **References Cited**
U.S. PATENT DOCUMENTS

D337,820	S *	7/1993	Hooper	D24/155
D350,206	S *	8/1994	Mochida	D24/200
5,987,352	A	11/1999	Klein et al.		
6,230,059	B1	5/2001	Duffin		
6,522,915	B1	2/2003	Ceballos et al.		
D523,557	S *	6/2006	Jones	D24/155
7,894,907	B2	2/2011	Cowan et al.		
9,220,911	B2	12/2015	Gordon et al.		
9,351,648	B2	5/2016	Mothilal et al.		

9,433,786	B2	9/2016	Greiner et al.		
9,511,236	B2	12/2016	Varady et al.		
9,555,246	B2	1/2017	Jiang et al.		
9,597,518	B2	3/2017	Deininger et al.		
10,238,880	B2	3/2019	Thom et al.		
10,328,273	B2	6/2019	Hovland et al.		
D862,716	S *	10/2019	Cryan	D24/200
D893,729	S *	8/2020	Joda	D24/167
D893,736	S *	8/2020	Yin	D24/200
D899,610	S *	10/2020	Yang	D24/200
D907,222	S *	1/2021	Xu	D24/200
D908,901	S *	1/2021	Chen	D24/200
D923,803	S *	6/2021	Ito	D24/200
2008/0004535	A1	1/2008	Smits		
2009/0082828	A1	3/2009	Ostroff		
2014/0043739	A1 *	2/2014	Deininger	H01R 4/029 361/679.01

(Continued)

Primary Examiner — Charles D Hanson
(74) *Attorney, Agent, or Firm* — Patterson Thuent
Pedersen, P.A.

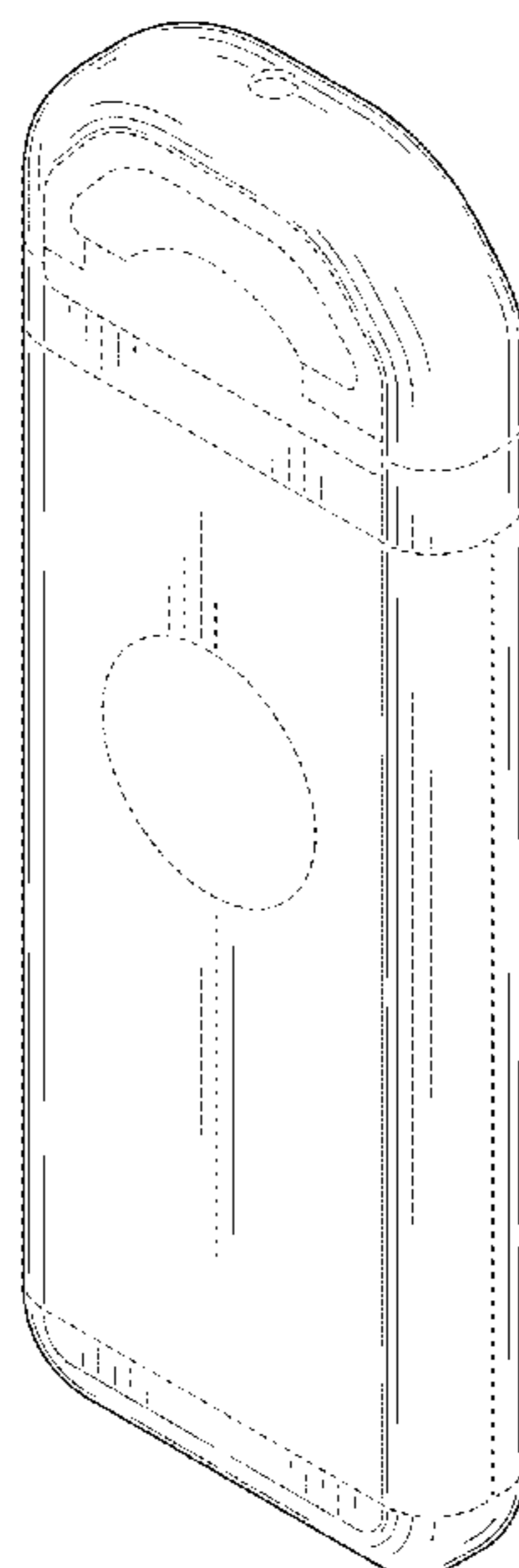
(57) **CLAIM**

We claim the ornamental design for a tibial implantable neurostimulator, as shown and described.

DESCRIPTION

FIG. 1 is a front perspective view of a tibial implantable neurostimulator.
FIG. 2 is a front elevation view thereof.
FIG. 3 is a rear elevation view thereof.
FIG. 4 is a left side elevation view thereof.
FIG. 5 is a right side elevation view thereof.
FIG. 6 is a top plan view thereof.
FIG. 7 is a bottom plan view thereof; and,
FIG. 8 is a rear perspective view thereof.
Items shown in broken lines depict environment and portions of the tibial implantable neurostimulator that form no part of the claimed invention.

1 Claim, 6 Drawing Sheets



(56)

References Cited

U.S. PATENT DOCUMENTS

2014/0344740 A1* 11/2014 Kaula G16H 40/63
715/771
2017/0157405 A1 6/2017 Deininger et al.
2017/0224584 A1 8/2017 Greiner et al.
2017/0296426 A1 10/2017 Oron et al.
2019/0314635 A1 10/2019 Iyer et al.

* cited by examiner

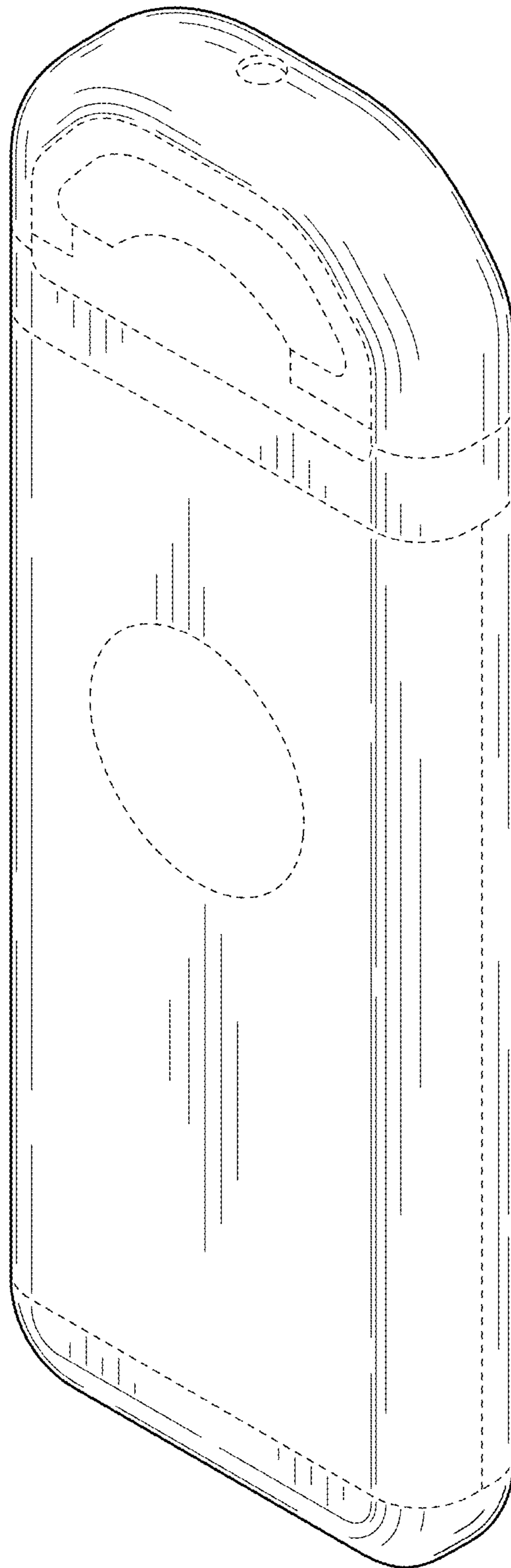


FIG. 1

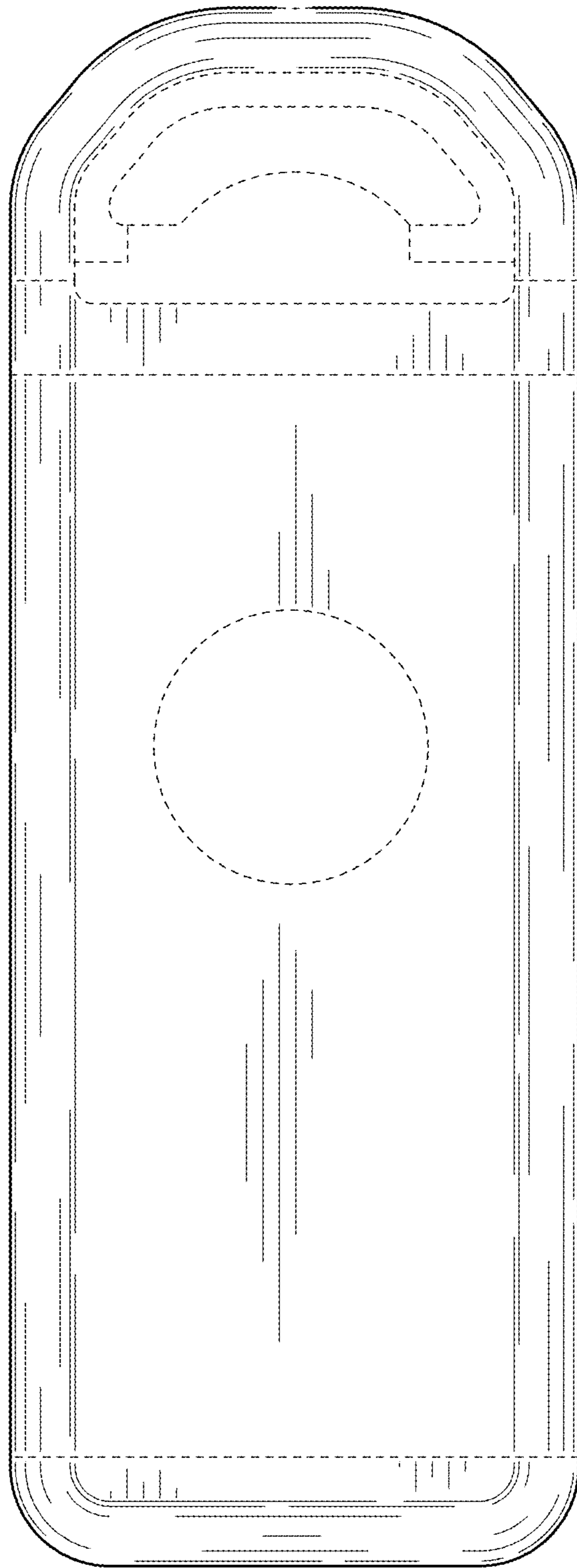


FIG. 2




FIG. 3




FIG. 4

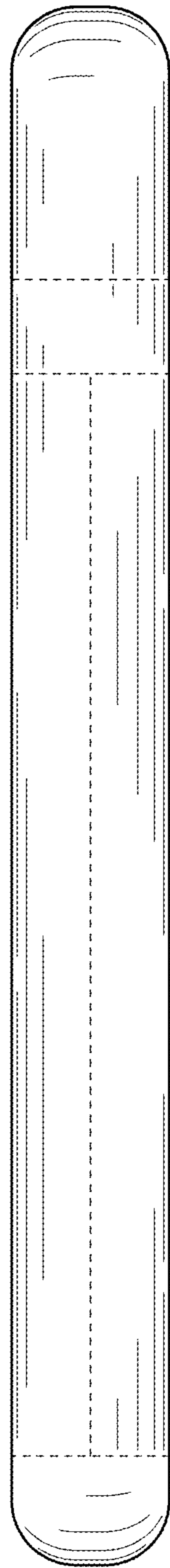


FIG. 5

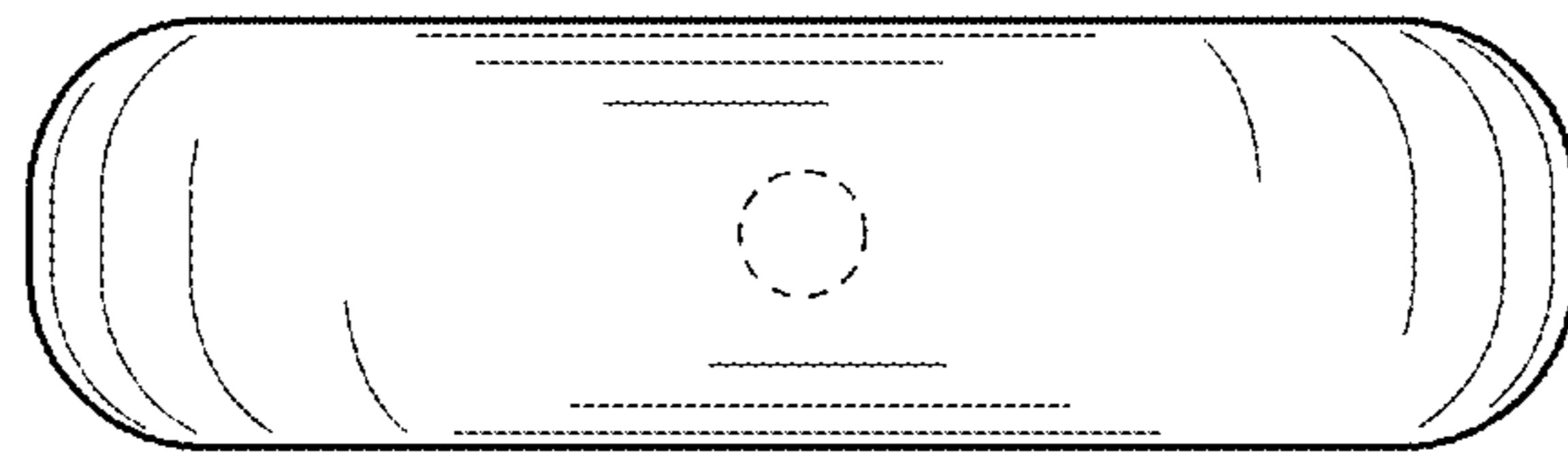


FIG. 6

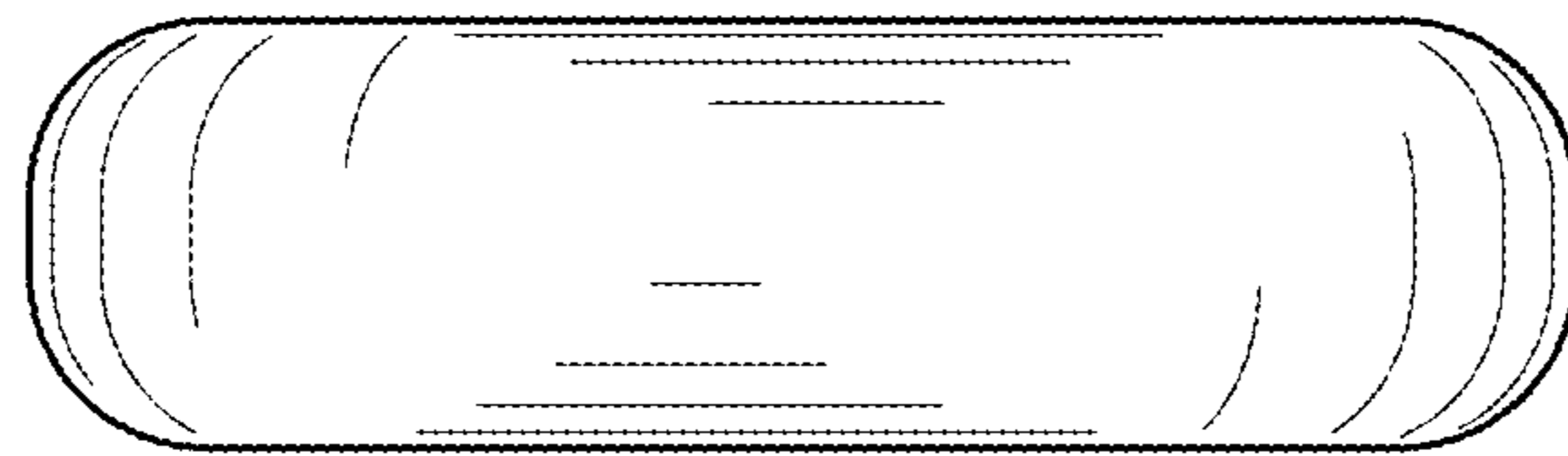


FIG. 7

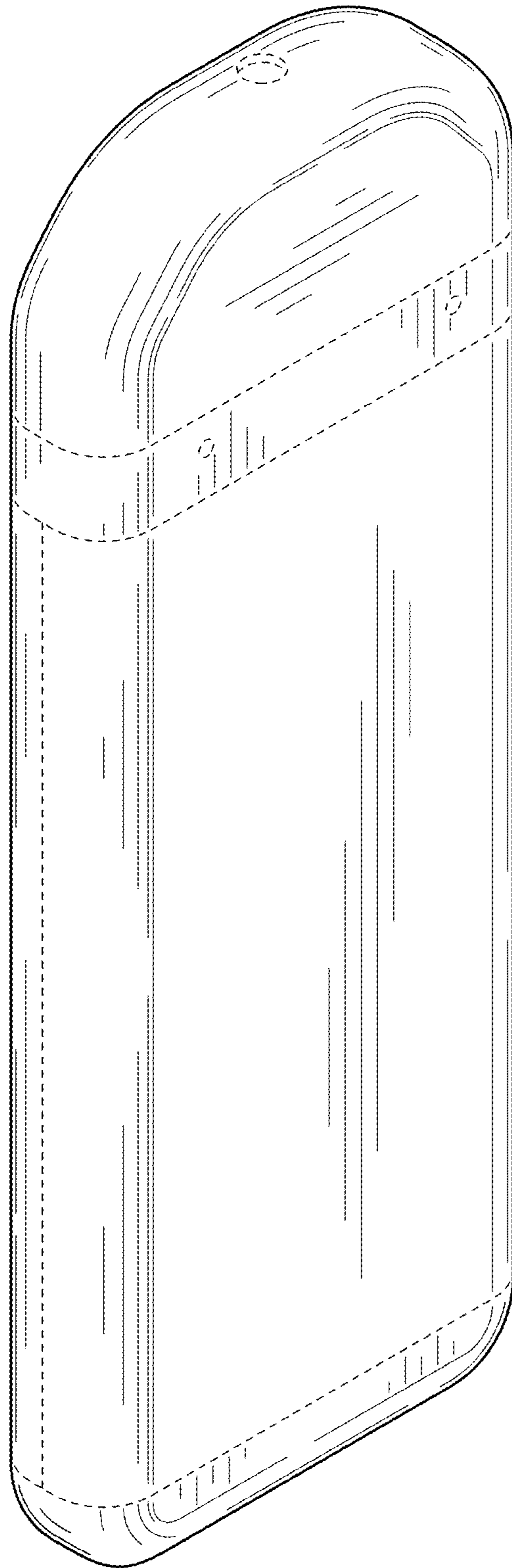


FIG. 8