



US00D952836S

(12) **United States Design Patent** (10) **Patent No.:** **US D952,836 S**
Hawa (45) **Date of Patent:** **** May 24, 2022**

- (54) **ENDOSURGICAL EXTRACTION BAG**
- (71) Applicant: **Nadim Hawa**, Ashburn, VA (US)
- (72) Inventor: **Nadim Hawa**, Ashburn, VA (US)
- (73) Assignee: **Nadim Nicolas Hawa**, Ashburn, VA (US)
- (**) Term: **15 Years**
- (21) Appl. No.: **29/722,324**
- (22) Filed: **Jan. 28, 2020**
- (51) **LOC (13) Cl.** **24-02**
- (52) **U.S. Cl.**
USPC **D24/118**
- (58) **Field of Classification Search**
USPC D24/107, 108, 118, 133, 141, 216;
D9/702, 706
CPC A61B 1/00137; A61B 2017/00287
See application file for complete search history.

- D744,625 S * 12/2015 Leatzow D23/365
- D793,245 S * 8/2017 Cobler D9/705
- D806,236 S * 12/2017 Lin D24/118
- D836,196 S * 12/2018 Ahn D24/141
- D837,980 S * 1/2019 Sedic A61B 17/00234
D24/141
- 2007/0179458 A1* 8/2007 Leroy A61B 17/00234
604/317
- 2012/0277758 A1* 11/2012 Davis A61B 17/00234
606/114
- 2017/0008261 A1* 1/2017 Jean-Mary B32B 3/266
- 2021/0378647 A1* 12/2021 Baril A61B 17/00234

* cited by examiner

Primary Examiner — Calvin E Vansant

(57) **CLAIM**

The ornamental design for an endosurgical extraction bag, as shown and described.

DESCRIPTION

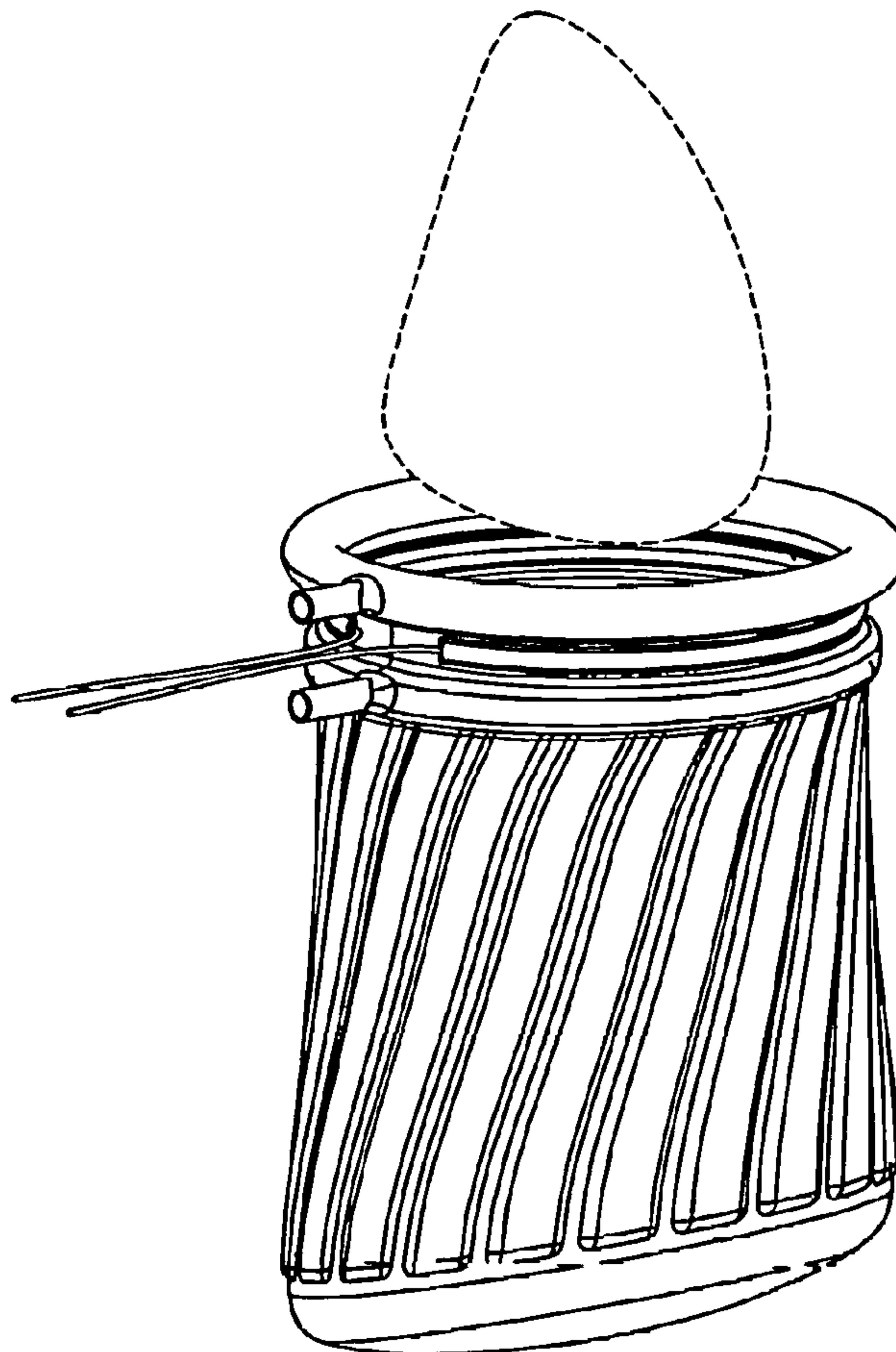
FIG. 1 is a perspective view of an endosurgical extraction bag in a deflated state;
 FIG. 2 is a perspective view of an endosurgical extraction bag in a partially inflated state;
 FIG. 3 is a perspective view of an endosurgical extraction bag in a fully inflated state; and,
 FIG. 4 is a perspective view of an endosurgical extraction bag in a use state.

1 Claim, 4 Drawing Sheets

(56) **References Cited**

U.S. PATENT DOCUMENTS

- D421,307 S * 2/2000 Harmanoglu D24/118
- 6,092,932 A * 7/2000 Pekala B65D 33/28
383/75



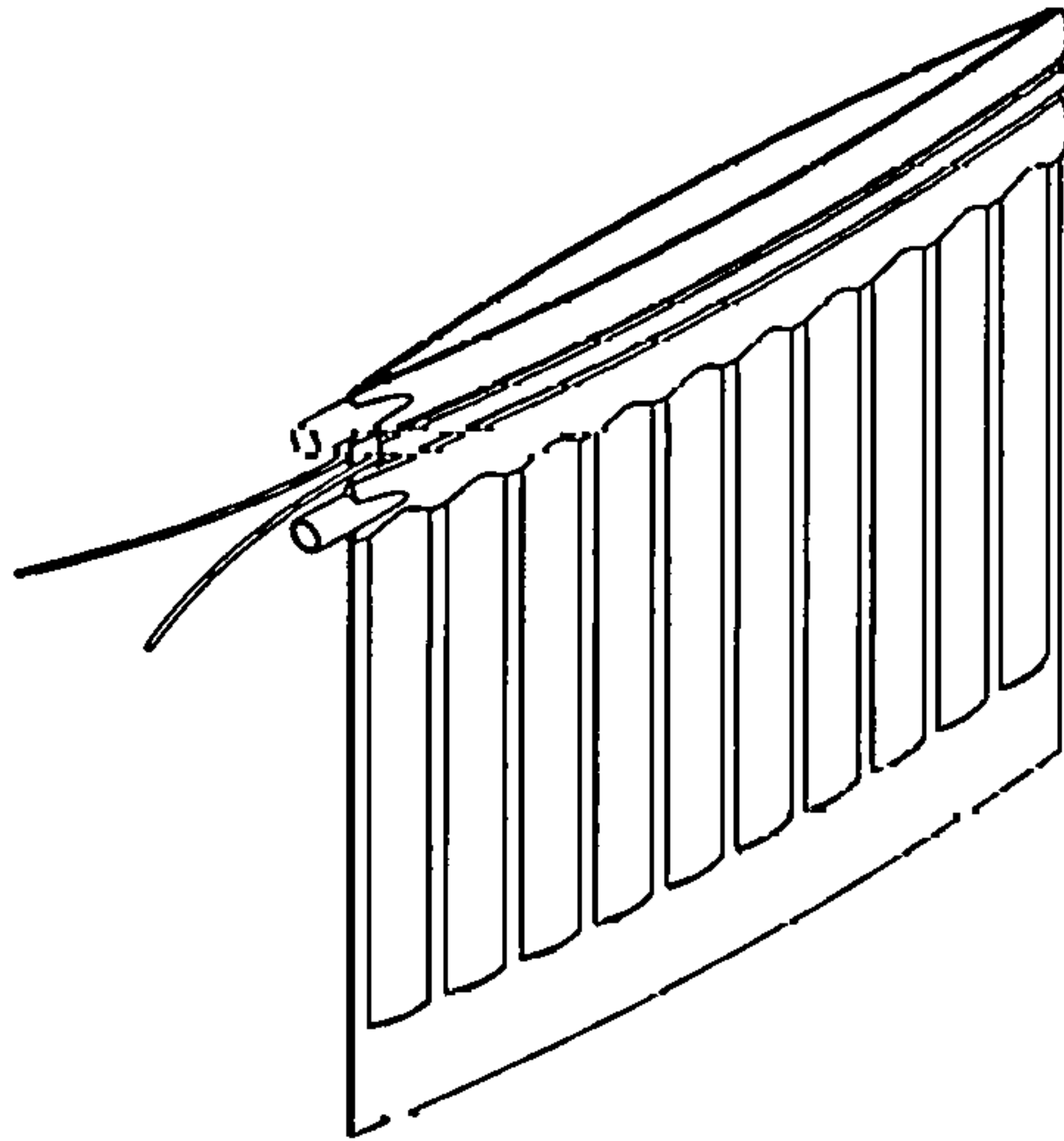


Figure 1

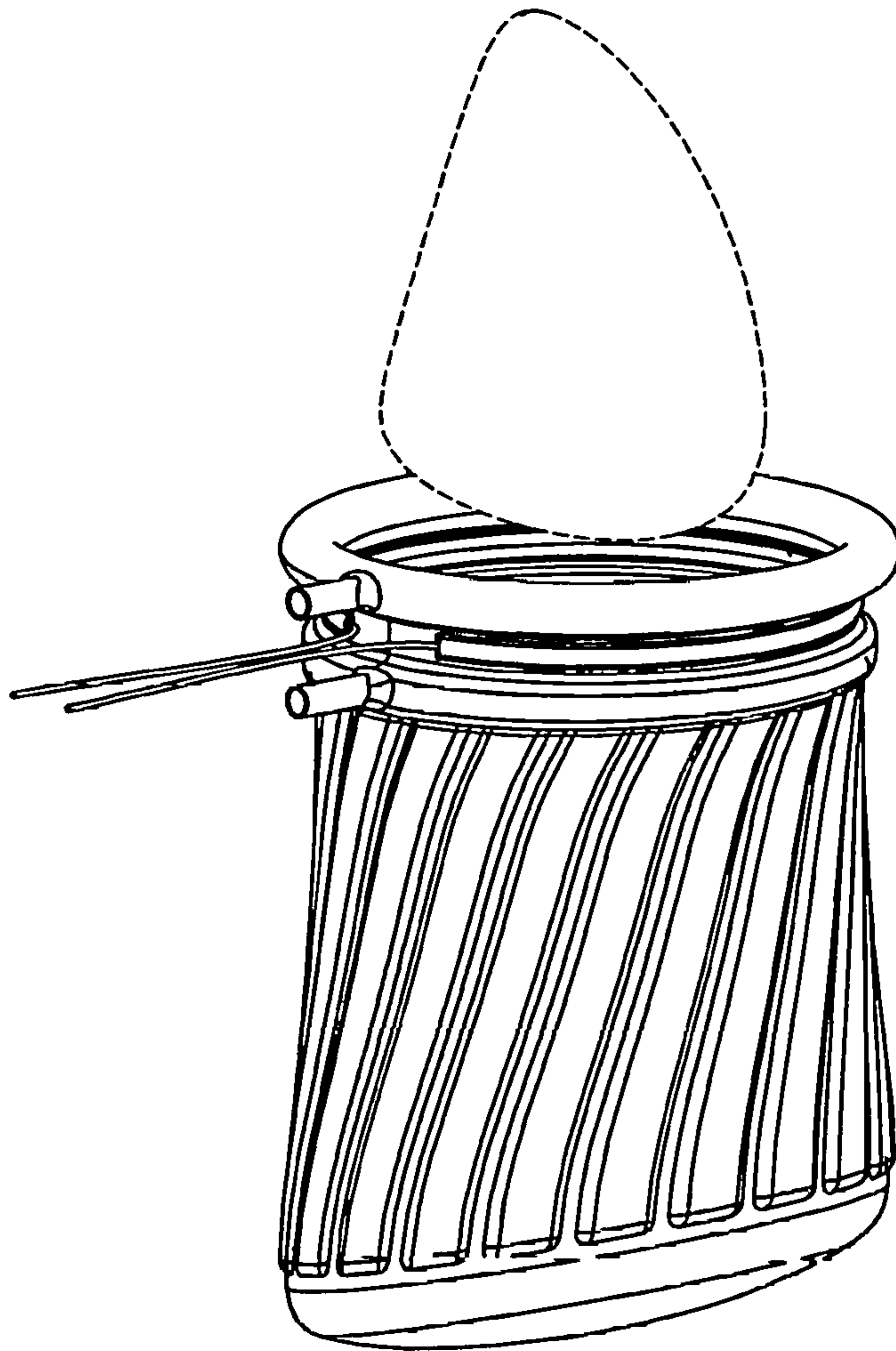


FIGURE 2

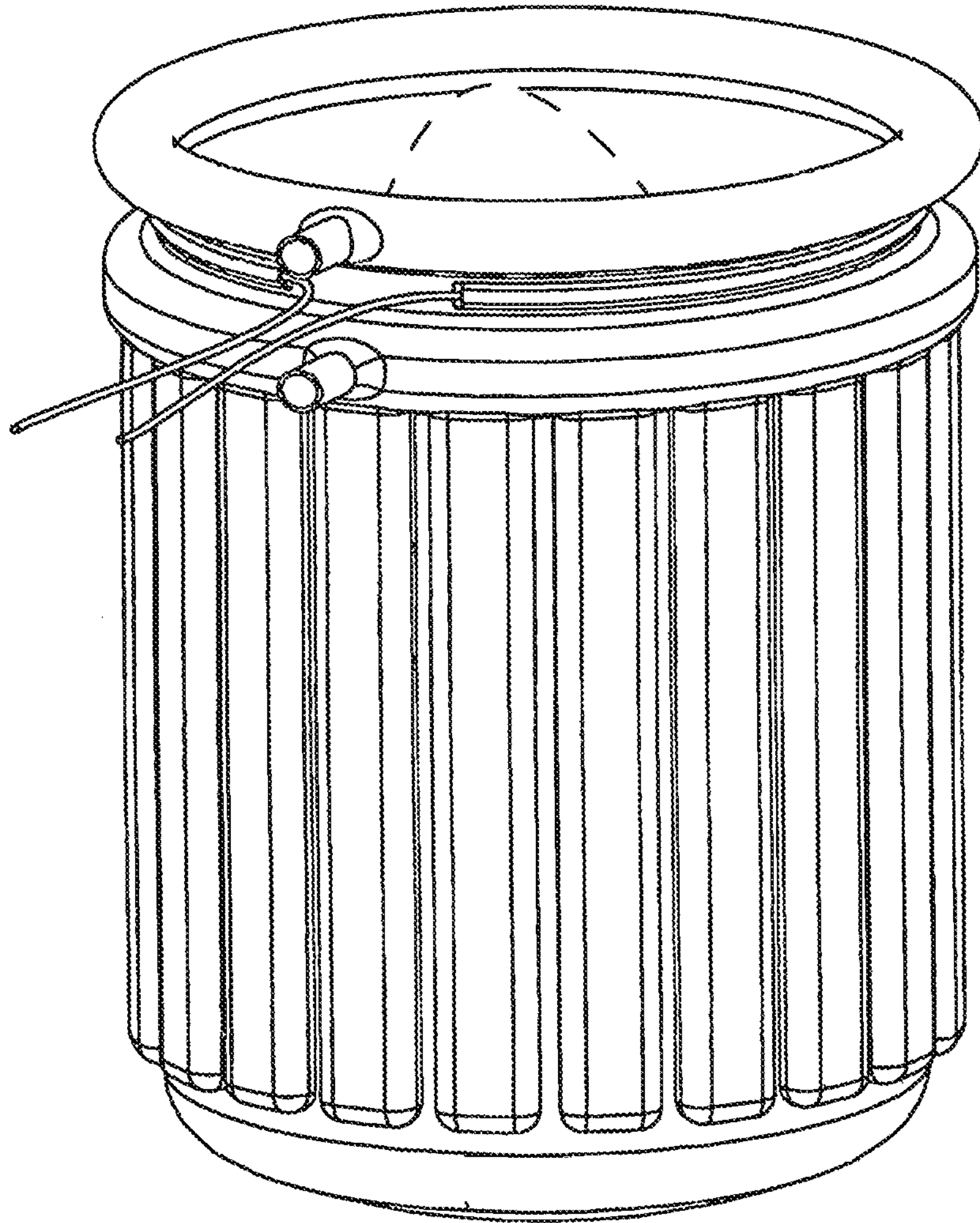


Figure 3




Figure 4