



US00D952828S

(12) **United States Design Patent** (10) **Patent No.:** **US D952,828 S**  
**Ferretti et al.** (45) **Date of Patent:** **\*\* May 24, 2022**

(54) **VENT HOOD**

FOREIGN PATENT DOCUMENTS

(71) Applicant: **WHIRLPOOL CORPORATION**,  
Benton Harbor, MI (US)  
(72) Inventors: **Chiara Ferretti**, Ancona (IT); **Gaetano Paviglianiti**, Varese (IT); **Matilde Scandroglio**, Varese (IT)  
(73) Assignee: **Whirlpool Corporation**, Benton Harbor, MI (US)

DE 102008040433 A1 1/2010  
DE 102012207851 A1 11/2013  
DE 102014208388 A1 6/2015  
DE 102015202838 A1 8/2016  
EP 1757866 A2 1/2006  
EP 2063189 A2 5/2009  
EP 2546578 A1 7/2012  
EP 3009747 A1 4/2016

(\*\*) Term: **15 Years**

OTHER PUBLICATIONS

(21) Appl. No.: **29/744,275**

FOTILE JQG7501 Range Hood High Airflow 30" Under Cabinet with LED Lights, date published Jun. 19, 2017, site visited Jul. 1, 2019, Available from Internet, <<https://www.youtube.com/watch?v=x0axjXsXIzo>>.\*

(22) Filed: **Jul. 28, 2020**

\* cited by examiner

(51) **LOC (13) Cl.** ..... **23-04**

*Primary Examiner* — Sharon S Oum

(52) **U.S. Cl.**  
USPC ..... **D23/372**

(74) *Attorney, Agent, or Firm* — Price Heneveld LLP

(58) **Field of Classification Search**  
USPC ..... D23/351, 353, 355, 364, 370–372, 385,  
D23/393, 395  
CPC .. F24C 15/20; F24C 15/2007; F24C 15/2071;  
F24C 15/2078; F24C 15/2092  
See application file for complete search history.

(57) **CLAIM**

The ornamental design for a vent hood, as shown and described.

(56) **References Cited**

**DESCRIPTION**

U.S. PATENT DOCUMENTS

D237,971 S \* 12/1975 Chiang ..... D23/372  
D332,305 S \* 1/1993 Karlsson ..... D23/371  
D452,907 S \* 1/2002 Tamura ..... D23/372  
D489,805 S \* 5/2004 Vetter ..... F24C 15/20  
D23/371  
D659,232 S \* 5/2012 Funnell, II ..... D23/371  
8,267,756 B2 9/2012 Klemm et al.  
D865,152 S \* 10/2019 Kim ..... D23/372  
D875,912 S \* 2/2020 Mao ..... D23/372  
2010/0071326 A1 \* 3/2010 Alexander ..... B01D 39/1615  
55/514  
2019/0072282 A1 \* 3/2019 Fang ..... F24C 15/2021  
2019/0360701 A1 \* 11/2019 Xu ..... F24C 15/2042

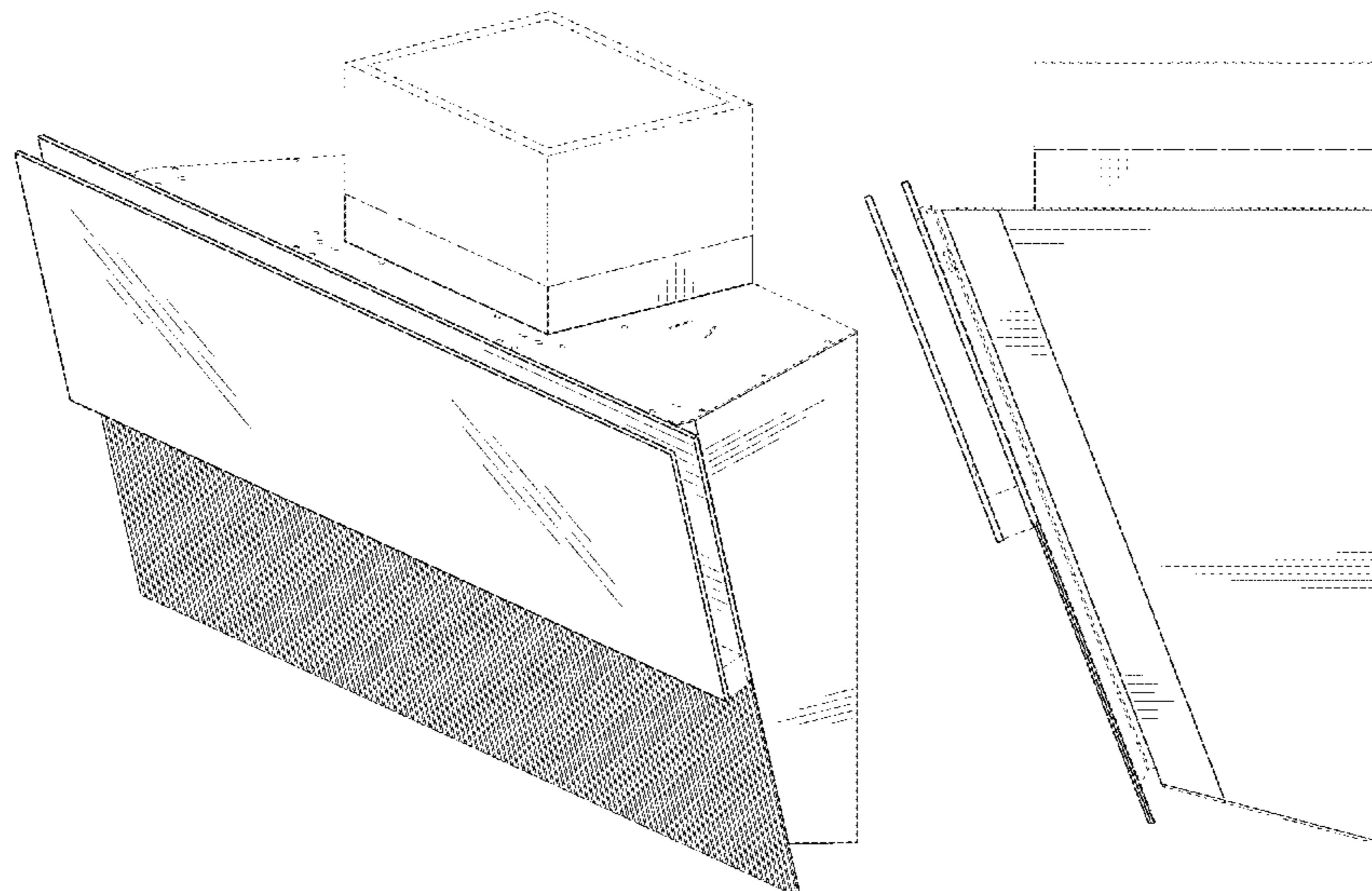
FIG. 1 is a perspective view of a vent hood of the design;  
FIG. 2 is a front elevation view thereof;  
FIG. 3 is a back elevation view thereof;  
FIG. 4 is a right side elevation view thereof;  
FIG. 5 is a left side elevation view thereof;  
FIG. 6 is a top plan view thereof; and,  
FIG. 7 is a bottom plan view thereof.

The portions of the article shown in broken line form no part of the claimed design.

Diagonal shading is used to represent features that are transparent.

Dash-dot lines adjacent un-shaded areas represent bounds of the claimed design and form no part of the claimed design themselves.

**1 Claim, 7 Drawing Sheets**



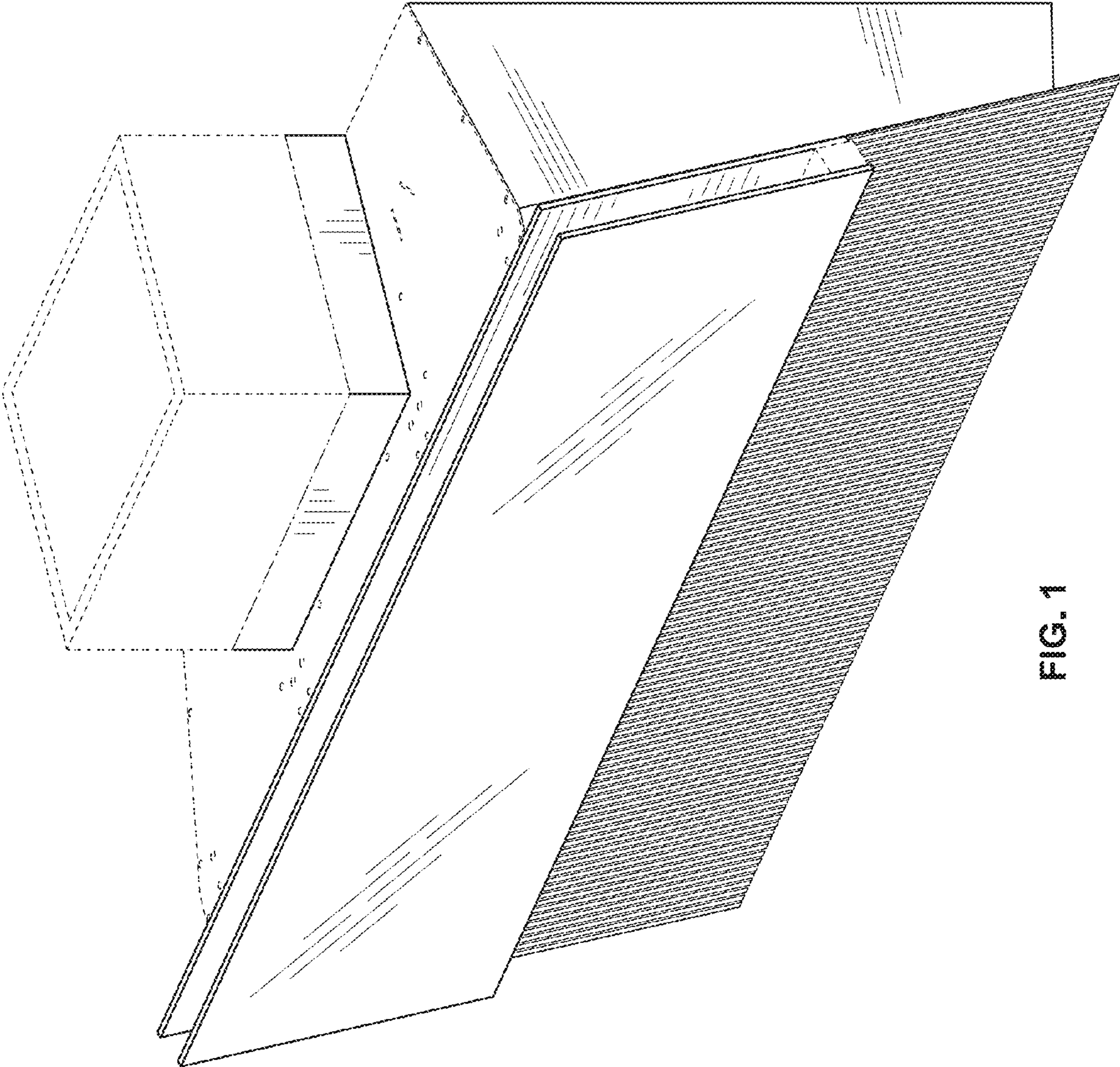


FIG. 1



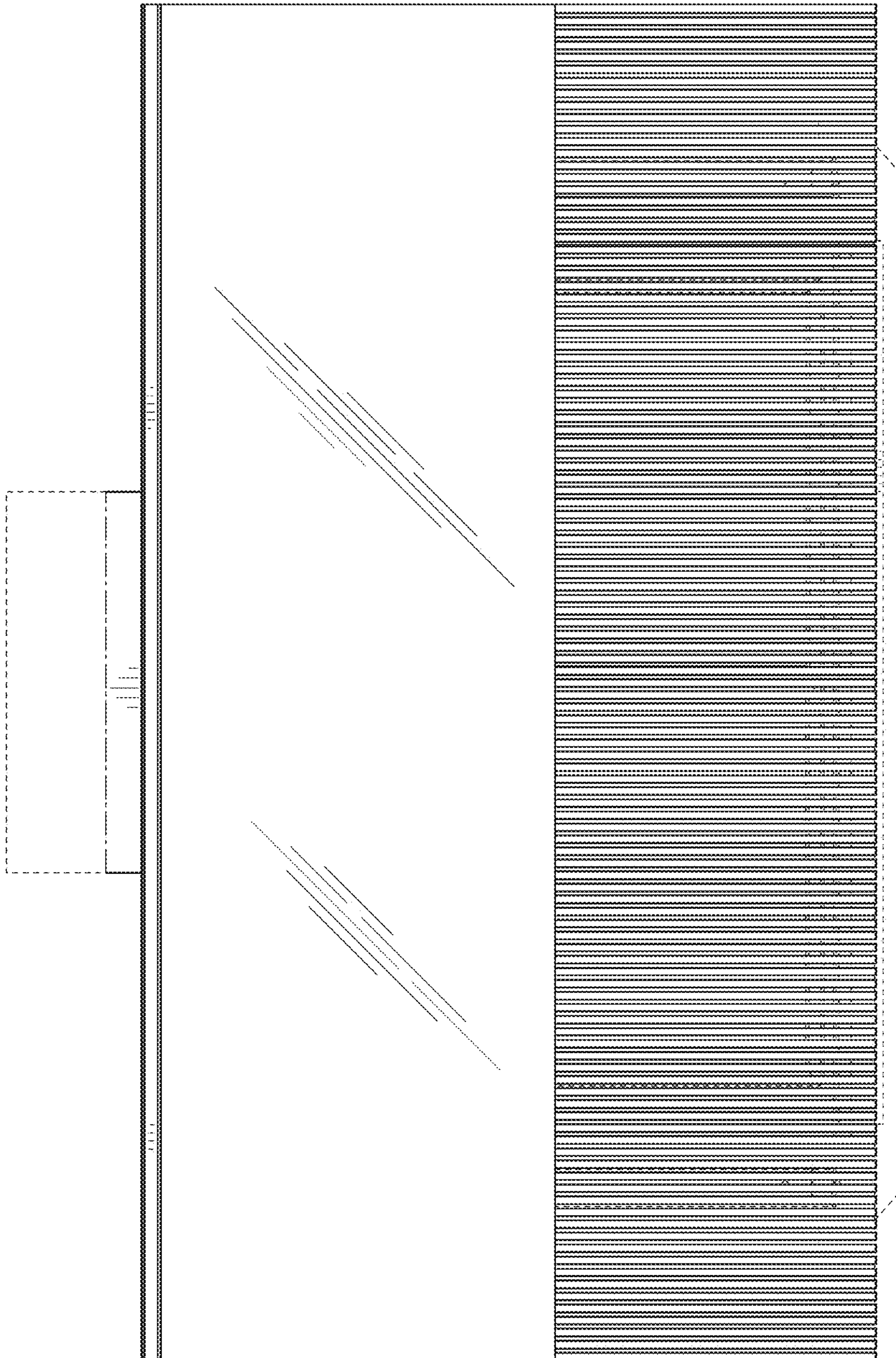


FIG. 2

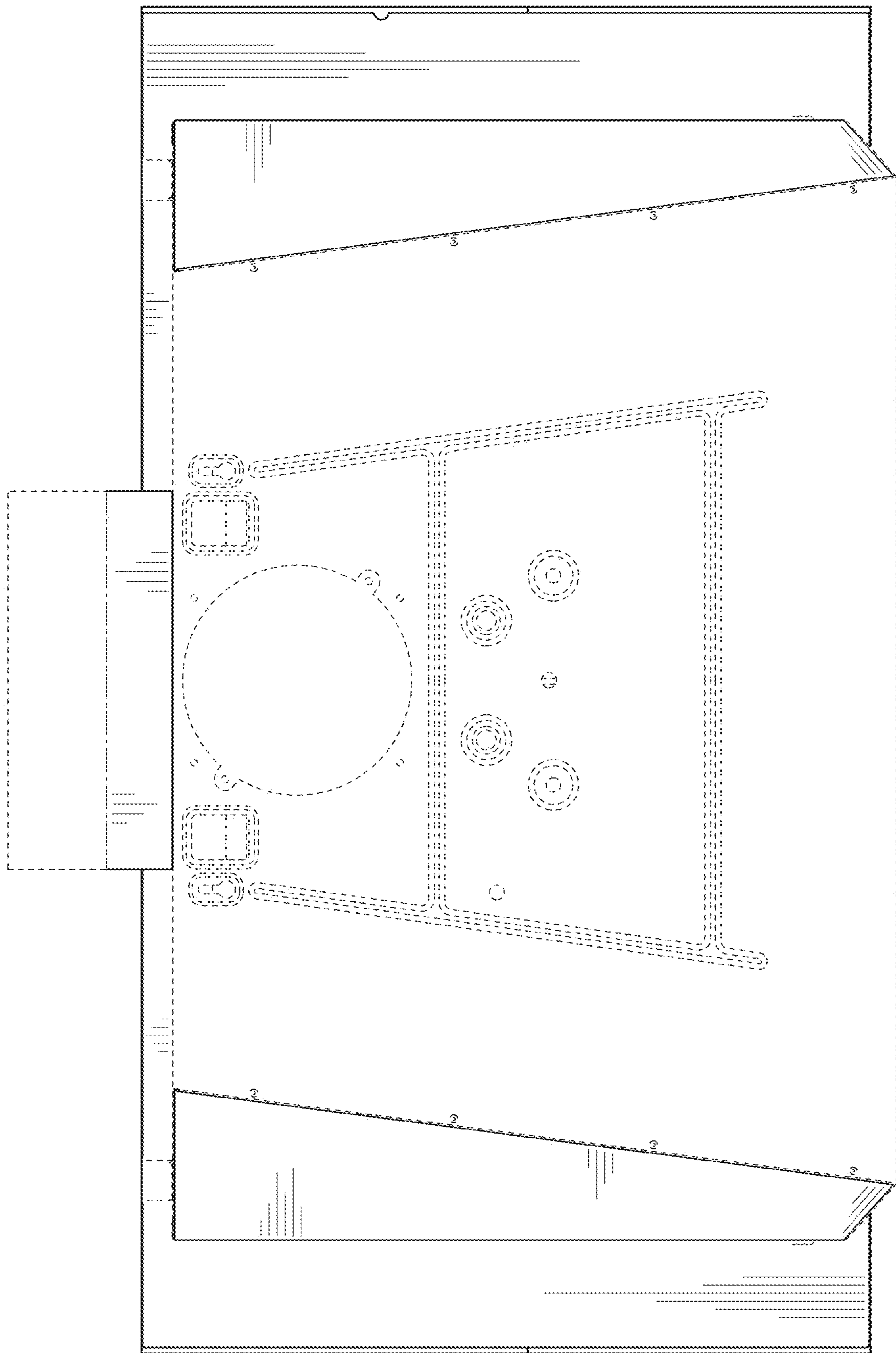


FIG. 3

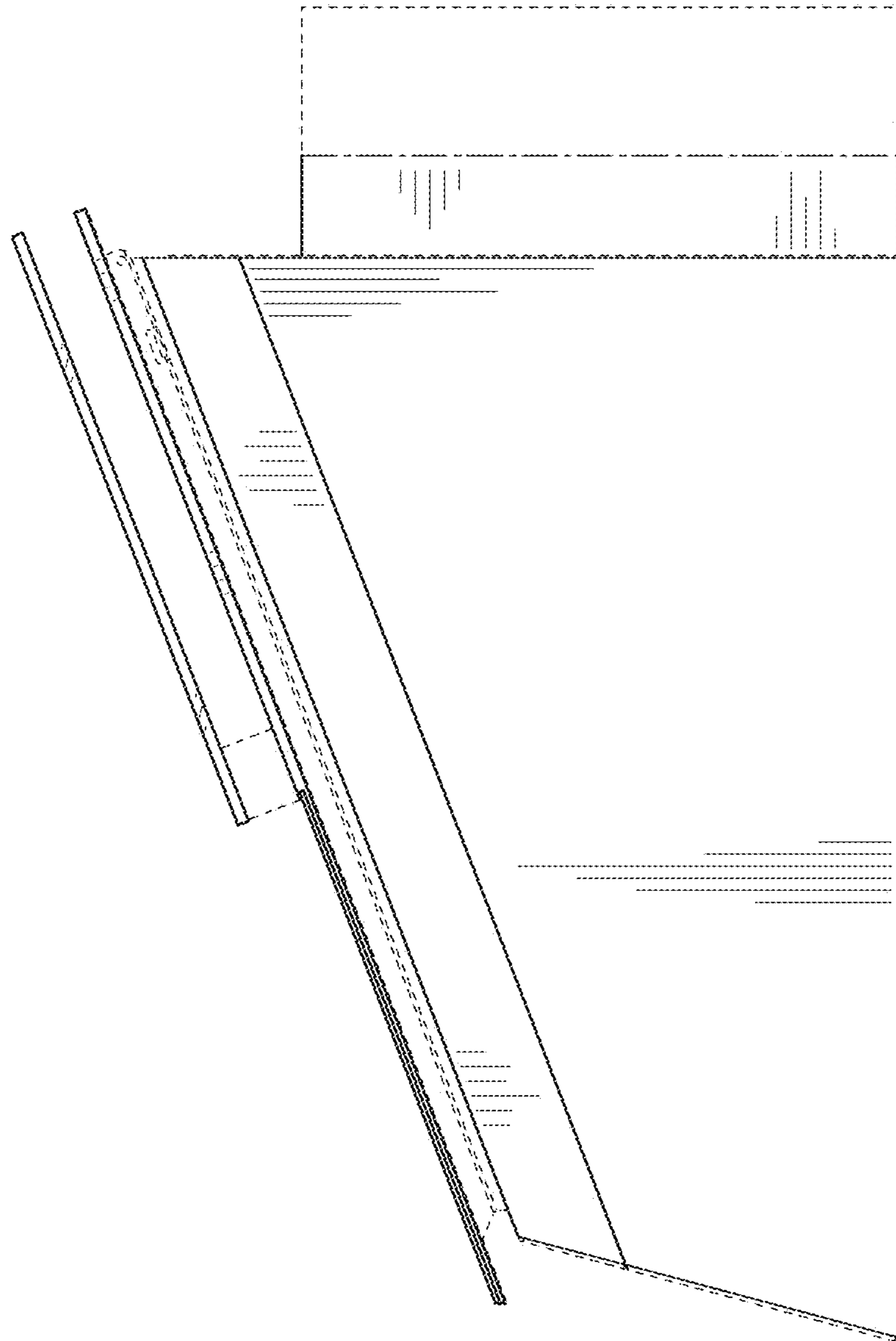


FIG. 4

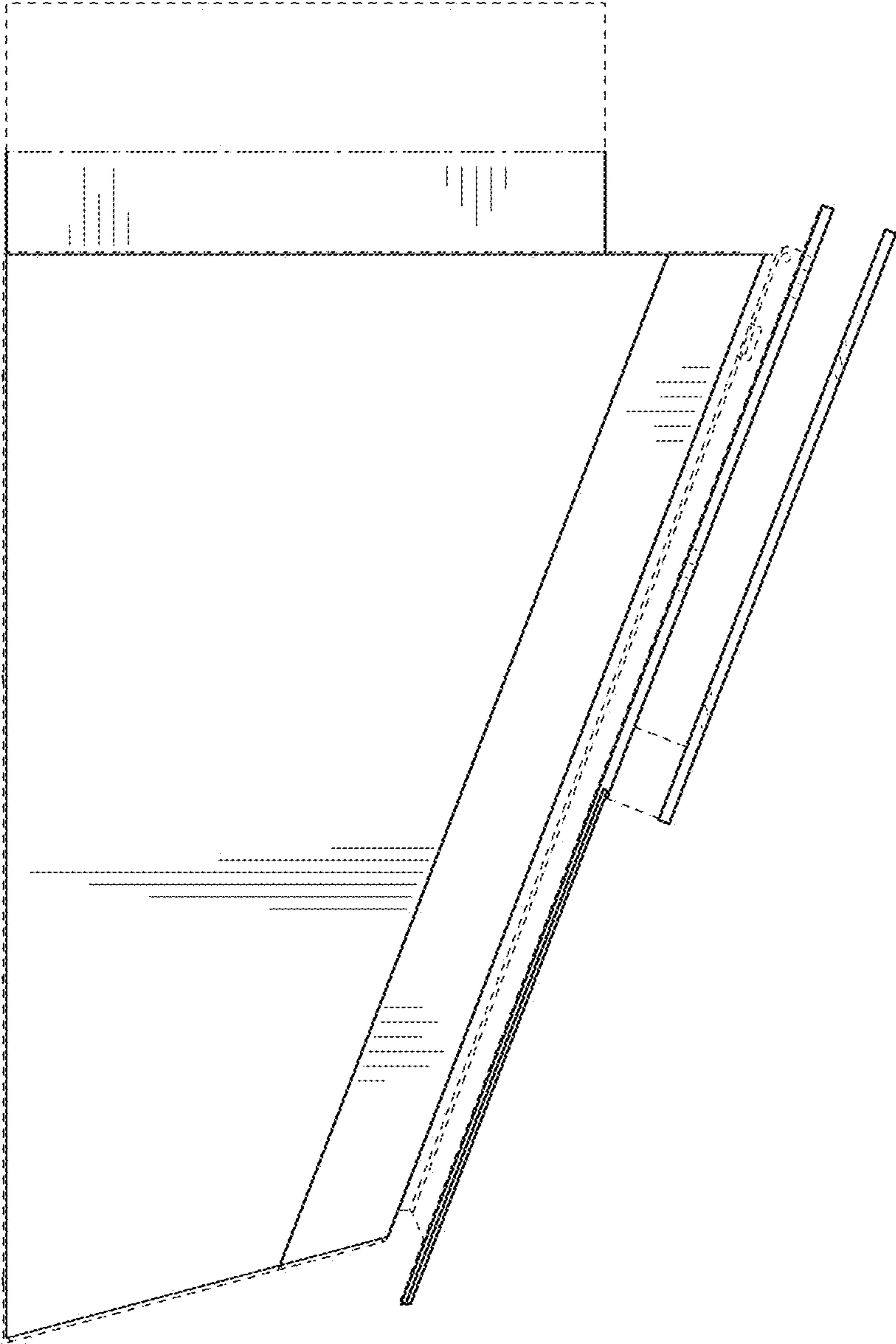


FIG. 5

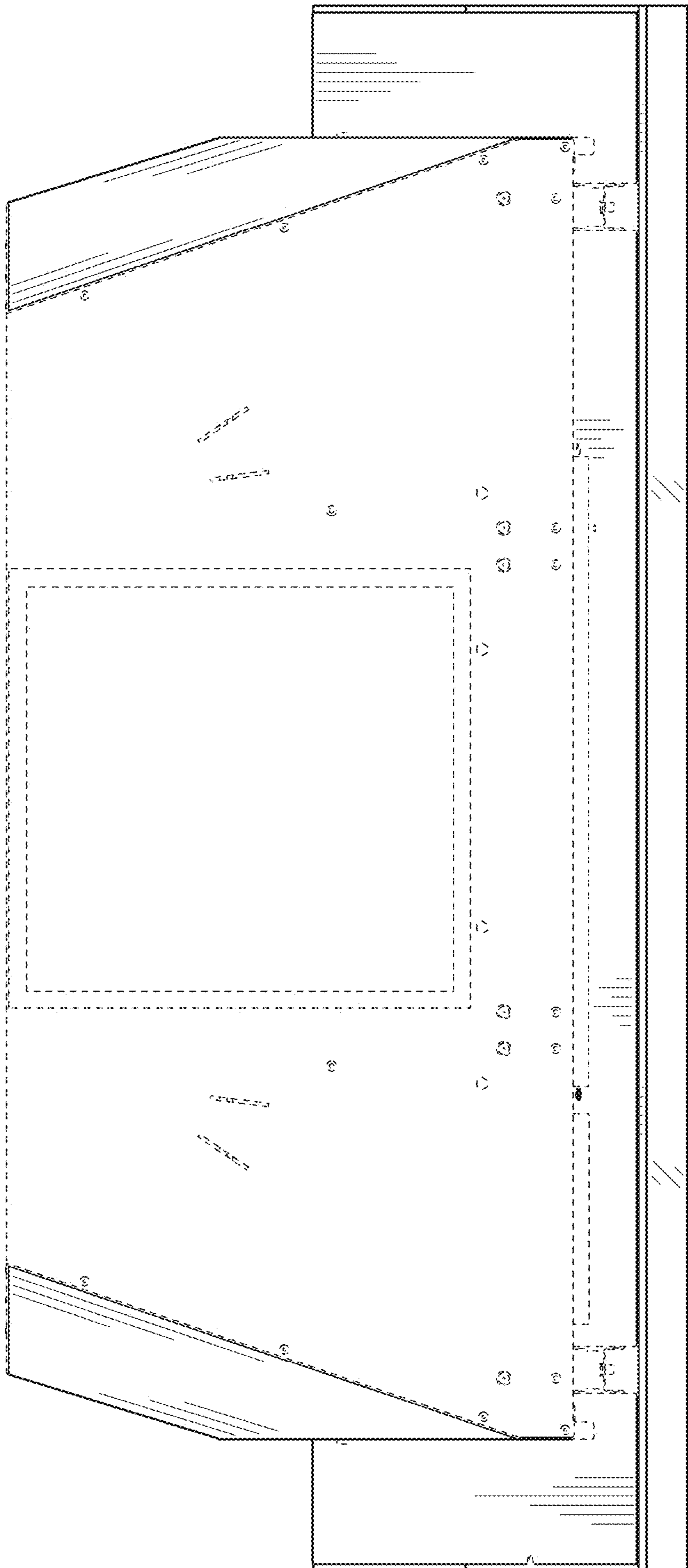


FIG. 6






FIG. 7