

US00D952818S

(12) **United States Design Patent** (10) **Patent No.:** **US D952,818 S**
Wahl (45) **Date of Patent:** **** May 24, 2022**

(54) **AIR PURIFIER**

FOREIGN PATENT DOCUMENTS

(71) Applicant: **Inter IKEA Systems B.V.**, Delft (NL)

CN 306681342 * 12/2019

(72) Inventor: **David Wahl**, Älmhult (SE)

OTHER PUBLICATIONS

(73) Assignee: **INTER IKEA SYSTEMS B.V.**, Delft (NL)

Alen BreatheSmart Classic, first available Oct. 3, 2016[online], [site visited Mar. 8, 2022]. Available from internet, URL:<https://www.amazon.ca/dp/B018N4D94S> (Year: 2016).*
FÖRNUFTIG Air purifier, posted May 24, 2021 [online], [retrieved Mar. 10, 2022]. Retrieved from internet, http://www.youtube.com/watch?v=J0FSYDIziU4(on or around timestamp 1:43 into the video).*

(**) Term: **15 Years**

(21) Appl. No.: **29/736,498**

(22) Filed: **Jun. 1, 2020**

* cited by examiner

(30) **Foreign Application Priority Data**

Dec. 3, 2019 (EM) 007329198-0001

Primary Examiner — Barbara Fox

Assistant Examiner — Jamaal Rasheed

(74) *Attorney, Agent, or Firm* — Tucker Ellis LLP

(51) **LOC (13) Cl.** **23-04**

(52) **U.S. Cl.**
USPC **D23/364**

(57) **CLAIM**

(58) **Field of Classification Search**
USPC D23/351, 356, 359, 364–365, 378, 499
CPC F24F 1/029; F24F 1/035; F24F 1/0287;
F24F 6/06; F24F 6/14; F24F 13/06; F24F 13/20; F24F 13/222; F24F 3/16; F24F 3/1405; F24F 3/1603; A61L 9/03
See application file for complete search history.

The ornamental design for an air purifier, as shown and described.

DESCRIPTION

(56) **References Cited**

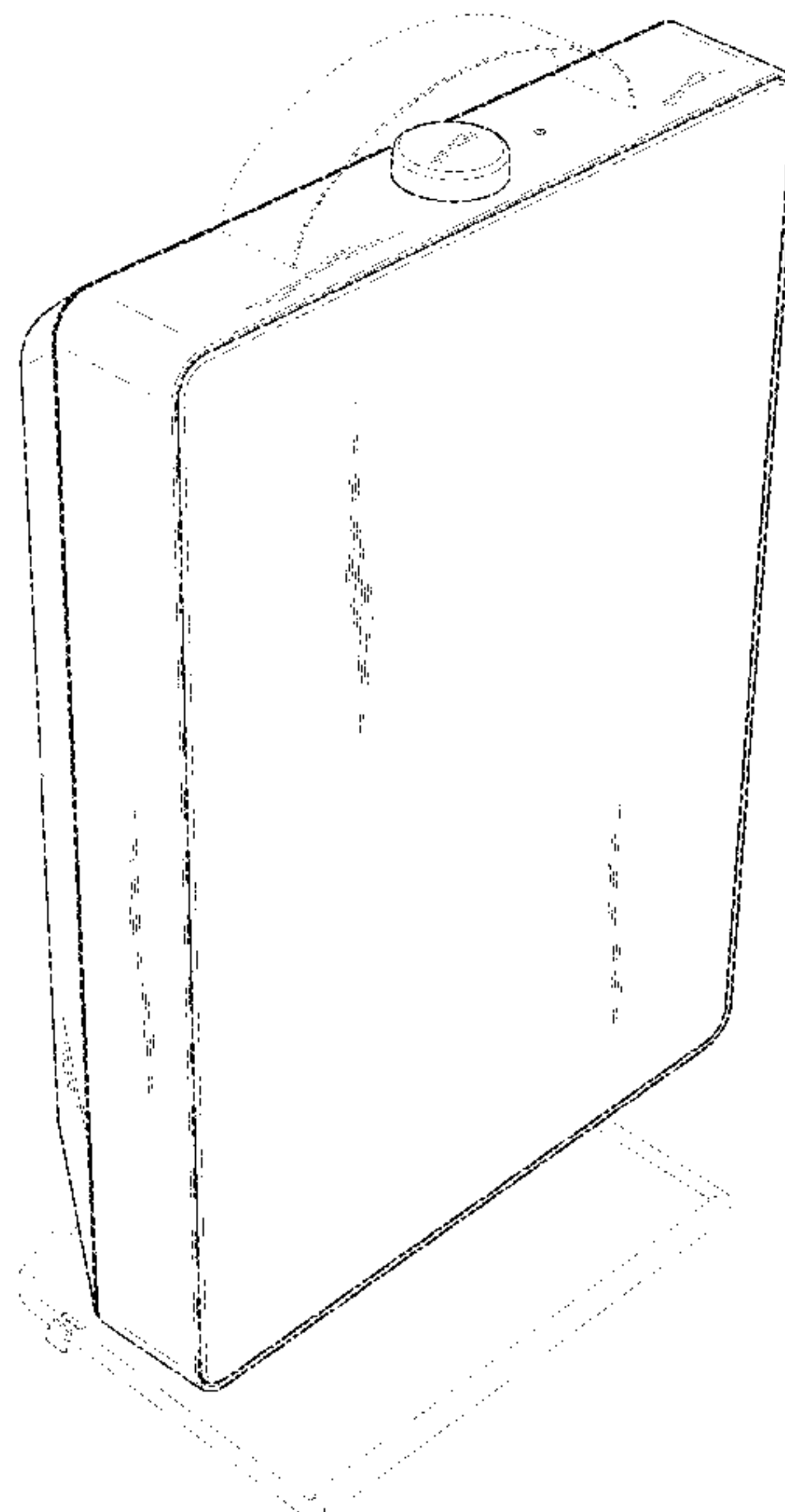
U.S. PATENT DOCUMENTS

D607,551 S *	1/2010	Catrino	D23/314
D637,528 S *	5/2011	Tanaka	D12/114
D657,034 S *	4/2012	Chouji	D23/351
D677,774 S *	3/2013	Postma	D23/360
9,335,031 B2 *	5/2016	Mayfield, III	F21V 17/00
D760,367 S *	6/2016	Rump	D23/499
D792,958 S *	7/2017	Williams	D23/364
D796,658 S *	9/2017	Wu	D23/366

FIG. 1 is a perspective view of an air purifier showing my new design;
FIG. 2 is a front view thereof;
FIG. 3 is a right side view thereof;
FIG. 4 is a left side view thereof;
FIG. 5 is a top view thereof;
FIG. 6 is a bottom view thereof; and,
FIG. 7 is a rear view thereof.

The broken lines in the drawings illustrate portions of the air purifier that form no part of the claimed design.

1 Claim, 6 Drawing Sheets



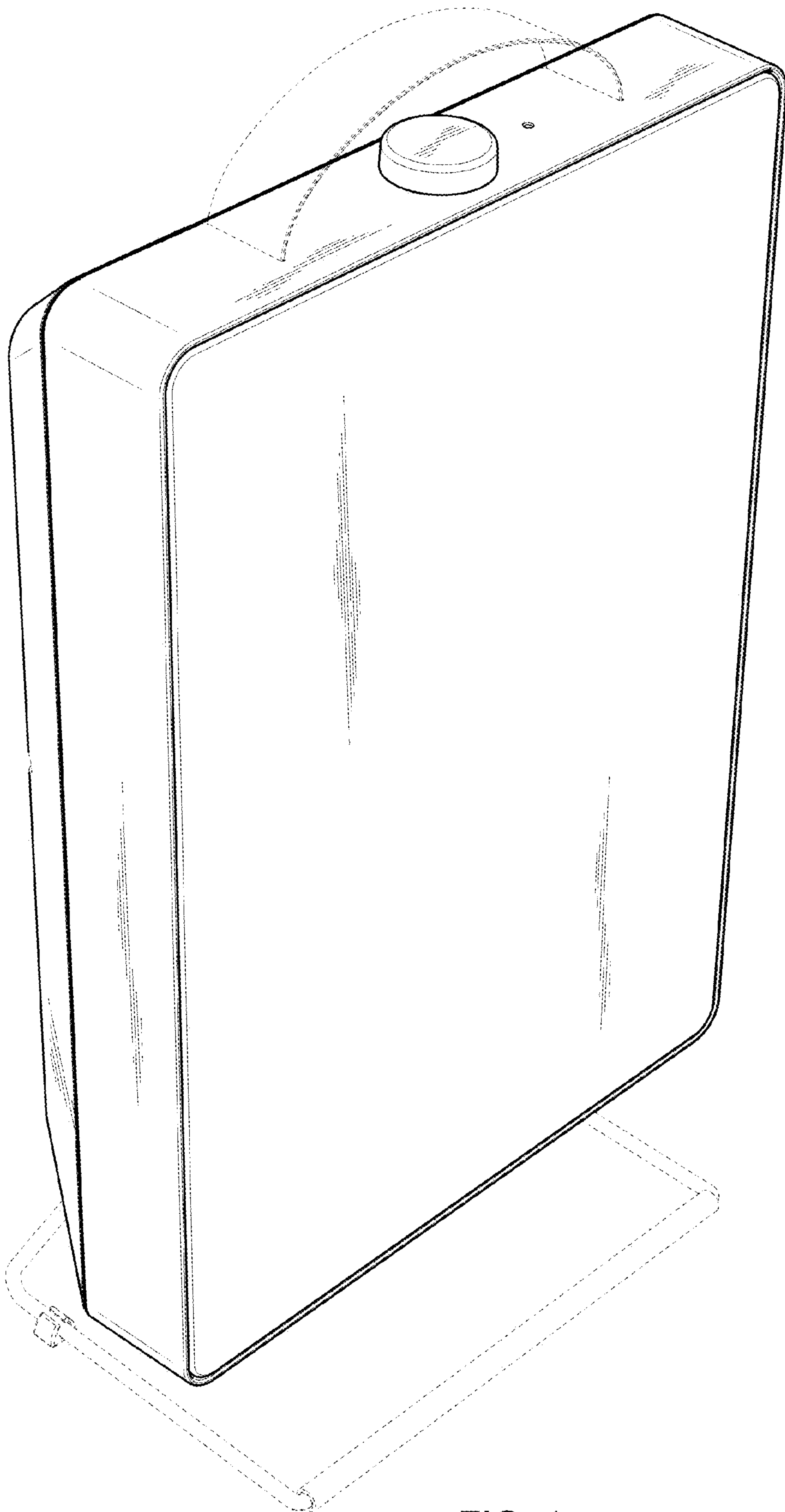


FIG. 1




FIG. 2

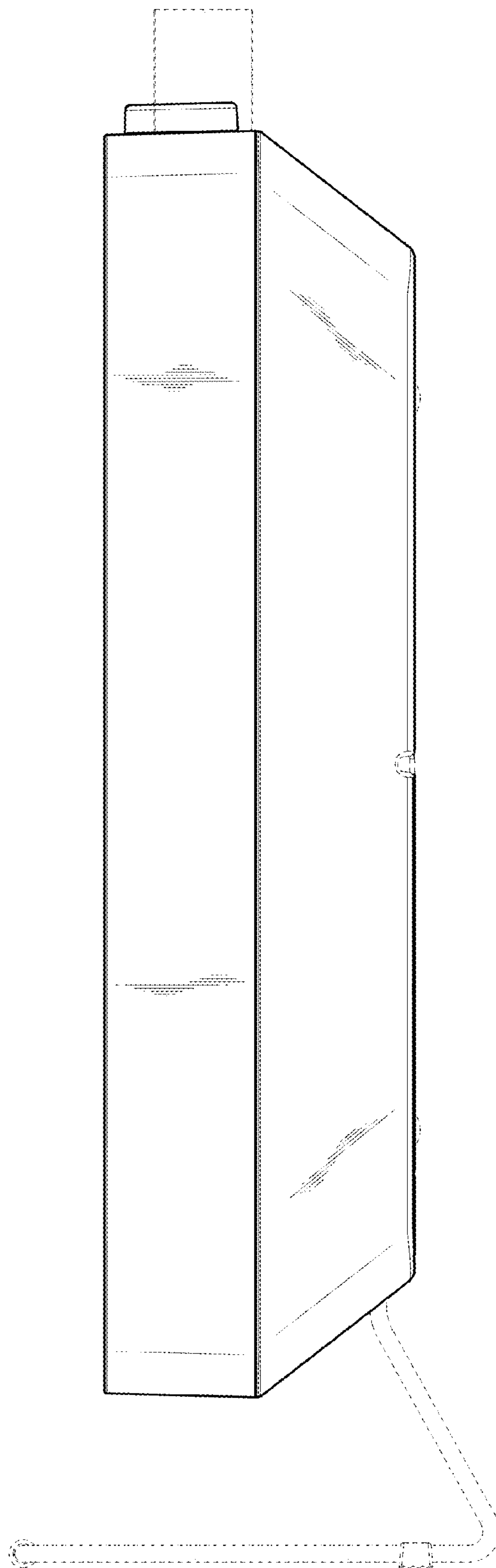


FIG. 3

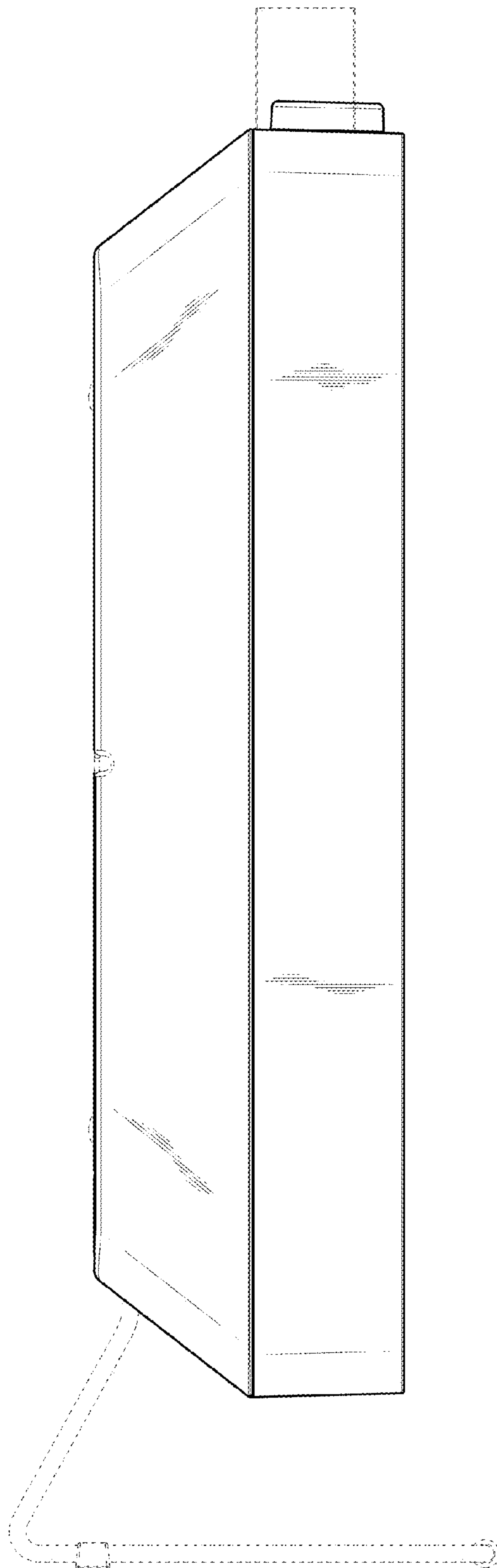


FIG. 4

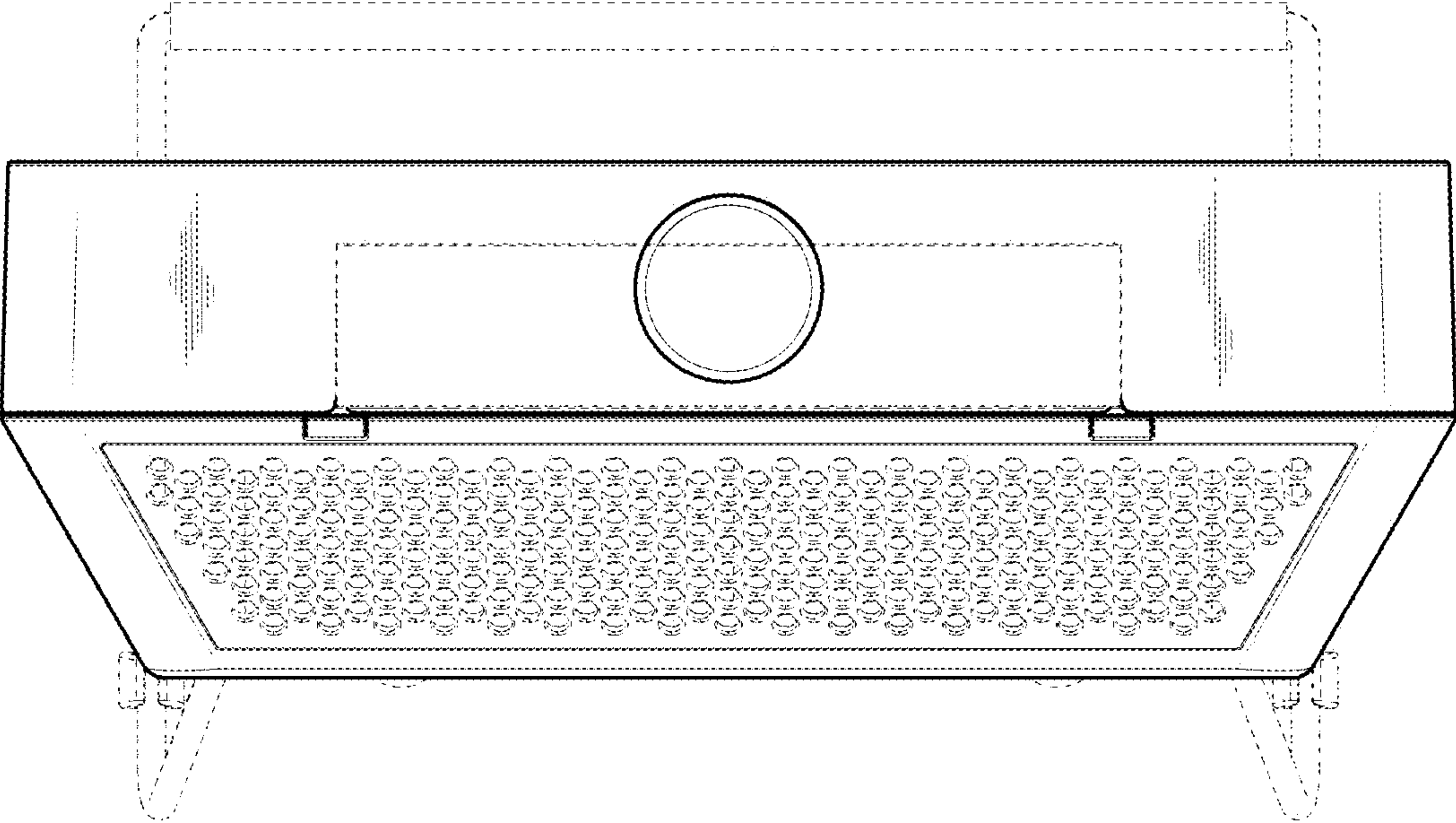


FIG. 5

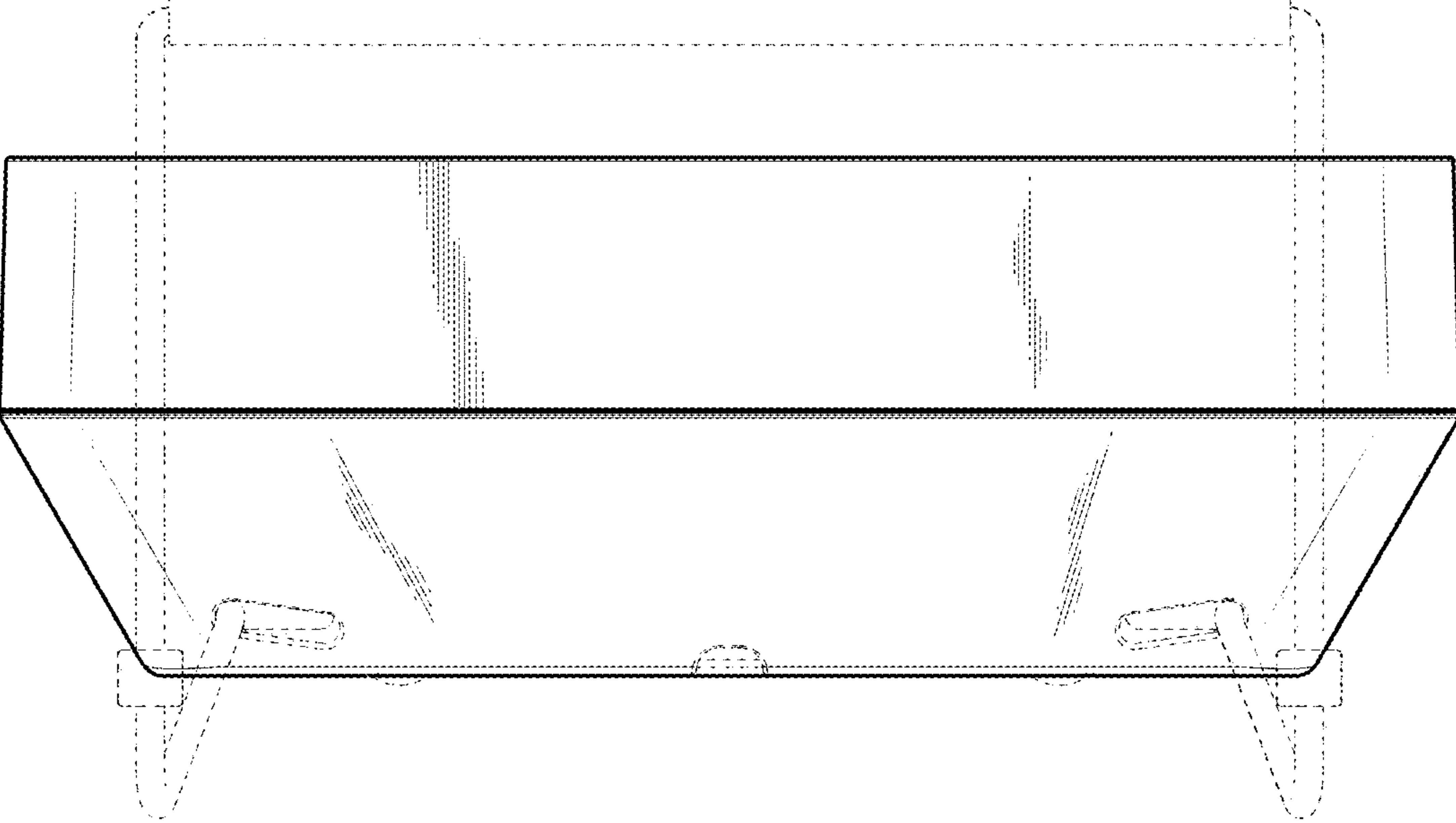


FIG. 6

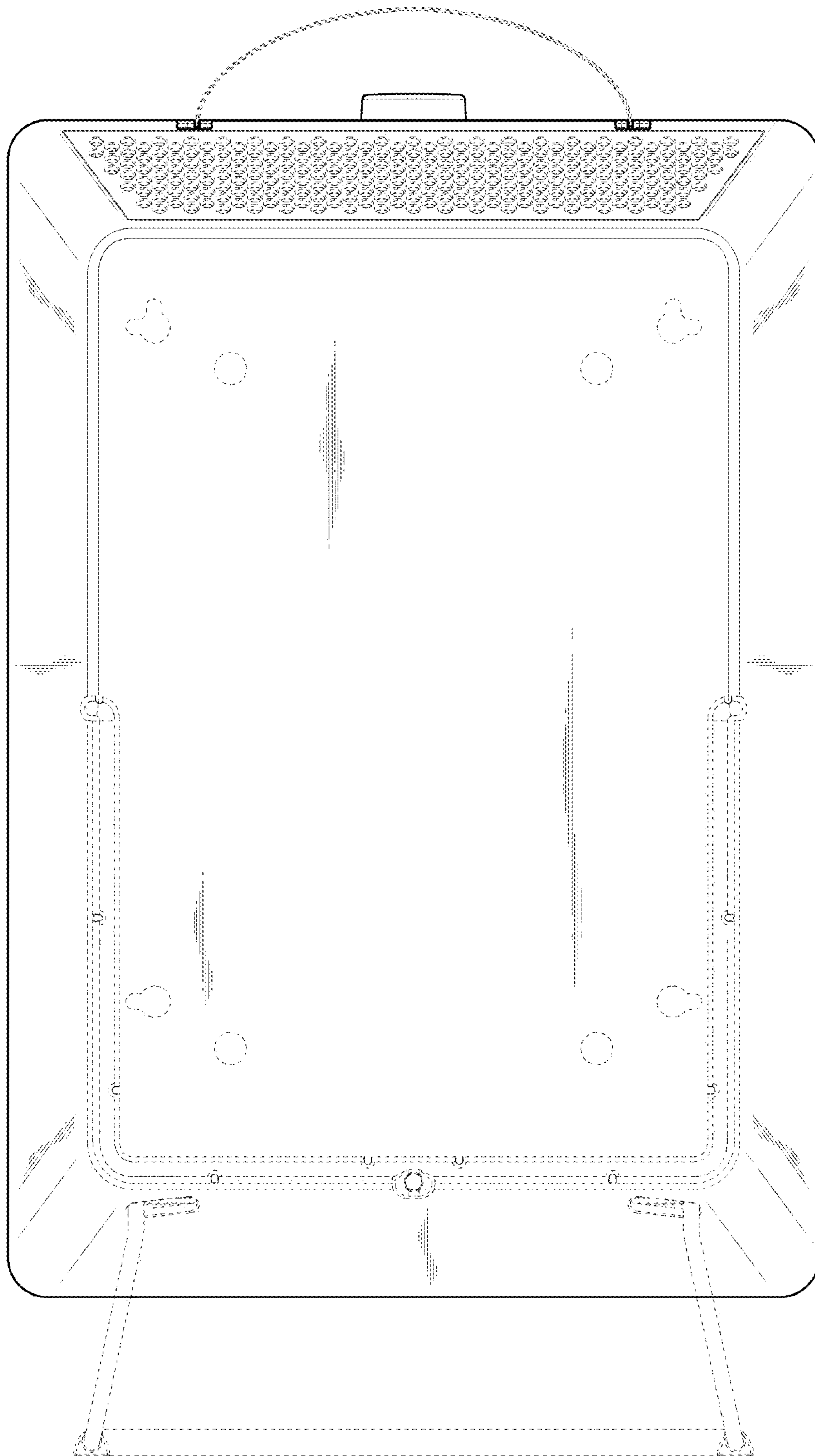


FIG. 7