



US00D952809S

(12) **United States Design Patent** (10) **Patent No.:** **US D952,809 S**  
**Kim** (45) **Date of Patent:** **\*\* May 24, 2022**

(54) **GUIDING EQUIPMENT FOR PREVENTING URINE SPLASH**

D428,479 S \* 7/2000 Lewis, Sr. .... D23/310

\* cited by examiner

(71) Applicant: **Min Woo Kim**, Gwangju (KR)

*Primary Examiner* — Robert A Delehanty

(72) Inventor: **Min Woo Kim**, Gwangju (KR)

(74) *Attorney, Agent, or Firm* — Rabin & Berdo, P.C.

(\*\*) Term: **15 Years**

(57) **CLAIM**

(21) Appl. No.: **29/731,329**

The ornamental design for guiding equipment for preventing urine splash, as shown and described.

(22) Filed: **Apr. 14, 2020**

(30) **Foreign Application Priority Data**

**DESCRIPTION**

Oct. 16, 2019 (KR) ..... 30-2019-0049260

(51) **LOC (13) Cl.** ..... **23-02**

(52) **U.S. Cl.**  
USPC ..... **D23/310**

(58) **Field of Classification Search**  
USPC ..... D23/296, 307, 310; D28/7, 10  
See application file for complete search history.

FIG. 1 is a perspective view of guiding equipment for preventing urine splash showing my new design; FIG. 2 is a front elevational view thereof; FIG. 3 is a rear elevational view thereof; FIG. 4 is a left side view thereof; FIG. 5 is a right side view thereof; FIG. 6 is a top elevational view thereof; FIG. 7 is a bottom elevational view thereof; and, FIG. 8 is a reference view thereof, wherein the article embodying the claimed design is used in the environment related to the claimed design.

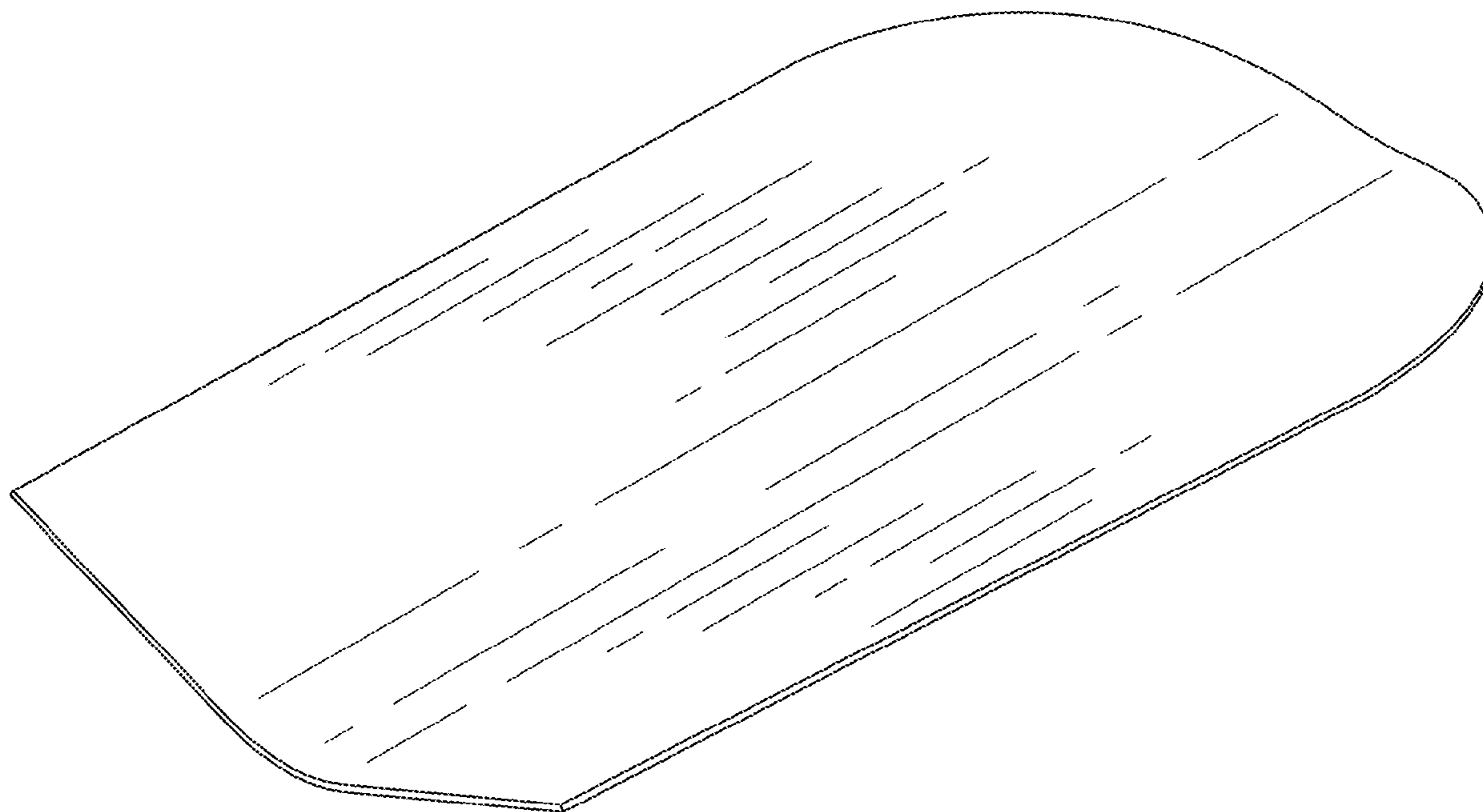
(56) **References Cited**

The broken line in FIG. 8 is for illustrative purpose only and forms no part of the claimed design.

U.S. PATENT DOCUMENTS

D262,648 S \* 1/1982 Lemmon ..... D23/307  
D344,828 S \* 3/1994 Adams ..... D32/56  
5,787,820 A \* 8/1998 Dittoe ..... F41H 5/08  
2/2.5

**1 Claim, 8 Drawing Sheets**



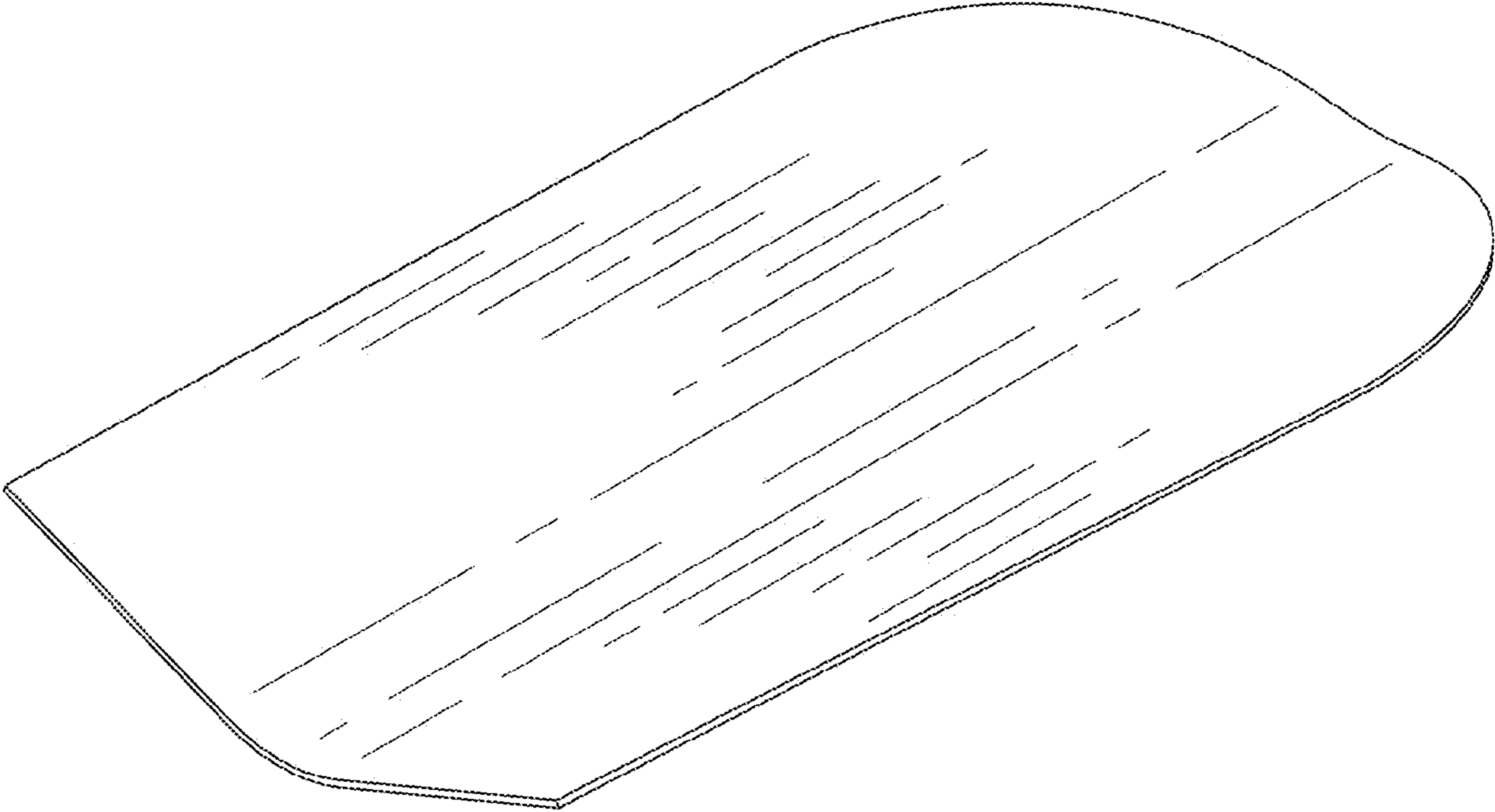


FIG. 1



FIG. 2



FIG. 3




FIG. 4




FIG. 5




FIG. 6




FIG. 7



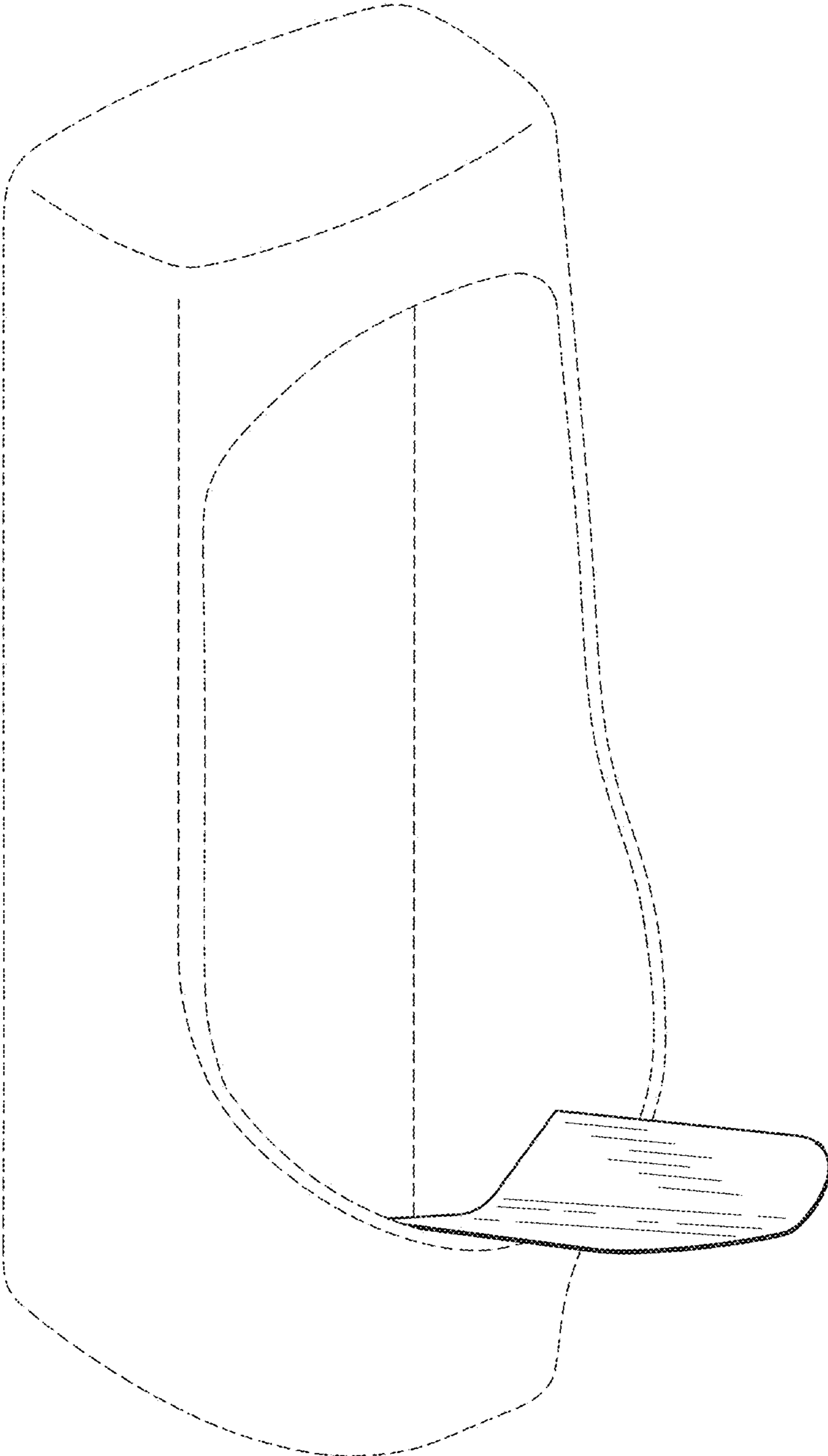


FIG. 8