



US00D952779S

(12) **United States Design Patent** (10) **Patent No.:** **US D952,779 S**  
**Kim** (45) **Date of Patent:** **\*\* May 24, 2022**

(54) **GOLF BALL**  
(71) Applicant: **VOLVIK INC.**, Chungcheongbuk-do (KR)  
(72) Inventor: **Jeong Mook Kim**, Gyeonggi-do (KR)  
(73) Assignee: **VOLVIK INC.**, Chungcheongbuk-Do (KR)

(\*\*) Term: **15 Years**  
(21) Appl. No.: **29/740,959**

(22) Filed: **Jul. 8, 2020**

(30) **Foreign Application Priority Data**

Jan. 8, 2020 (KR) ..... 30-2020-0000884

(51) **LOC (13) Cl.** ..... **21-02**

(52) **U.S. Cl.**  
USPC ..... **D21/709**

(58) **Field of Classification Search**  
USPC ..... D21/707-714, 789, 791; 473/351-385  
CPC . A63B 37/00-14; A63B 43/008; A63B 45/02;  
A63B 69/3655; A63B 69/3688  
See application file for complete search history.

(56) **References Cited**

U.S. PATENT DOCUMENTS

676,506 A \* 6/1901 Knight et al. .... A63B 69/3688  
473/268  
5,067,719 A \* 11/1991 Mook ..... A63B 69/3655  
473/200  
D393,672 S \* 4/1998 Clay ..... D21/713  
6,422,949 B1 \* 7/2002 Byrne ..... A63B 69/3688  
473/200  
6,462,812 B1 \* 10/2002 Heene ..... A63B 45/02  
356/237.1  
D471,607 S \* 3/2003 Hettinger ..... D21/708  
D471,609 S \* 3/2003 Byrne ..... D21/708

D495,387 S \* 8/2004 Shih ..... D21/713  
D501,900 S \* 2/2005 Gammon, Jr. .... D21/708  
D503,759 S \* 4/2005 Van Bellinger ..... D21/708  
D505,464 S \* 5/2005 Shih ..... D21/713  
D769,382 S \* 10/2016 Ruchniewicz ..... D21/709  
D858,665 S \* 9/2019 Park ..... D21/708  
D868,912 S \* 12/2019 Kim ..... D21/708  
10,814,178 B1 \* 10/2020 Crahan ..... A63B 37/0075  
2003/0198924 A1 \* 10/2003 Eite ..... A63B 69/002  
434/251  
2008/0020865 A1 \* 1/2008 Mitsuba ..... A63B 37/0003  
473/378  
2009/0137343 A1 \* 5/2009 Morgan ..... A63B 37/0013  
473/374

(Continued)

FOREIGN PATENT DOCUMENTS

CA 2714349 A1 \* 11/2010 ..... A63B 69/3688  
EM 002590992-0002 \* 12/2014

(Continued)

*Primary Examiner* — Catherine A Tuttle  
(74) *Attorney, Agent, or Firm* — Harness, Dickey & Pierce, P.L.C.

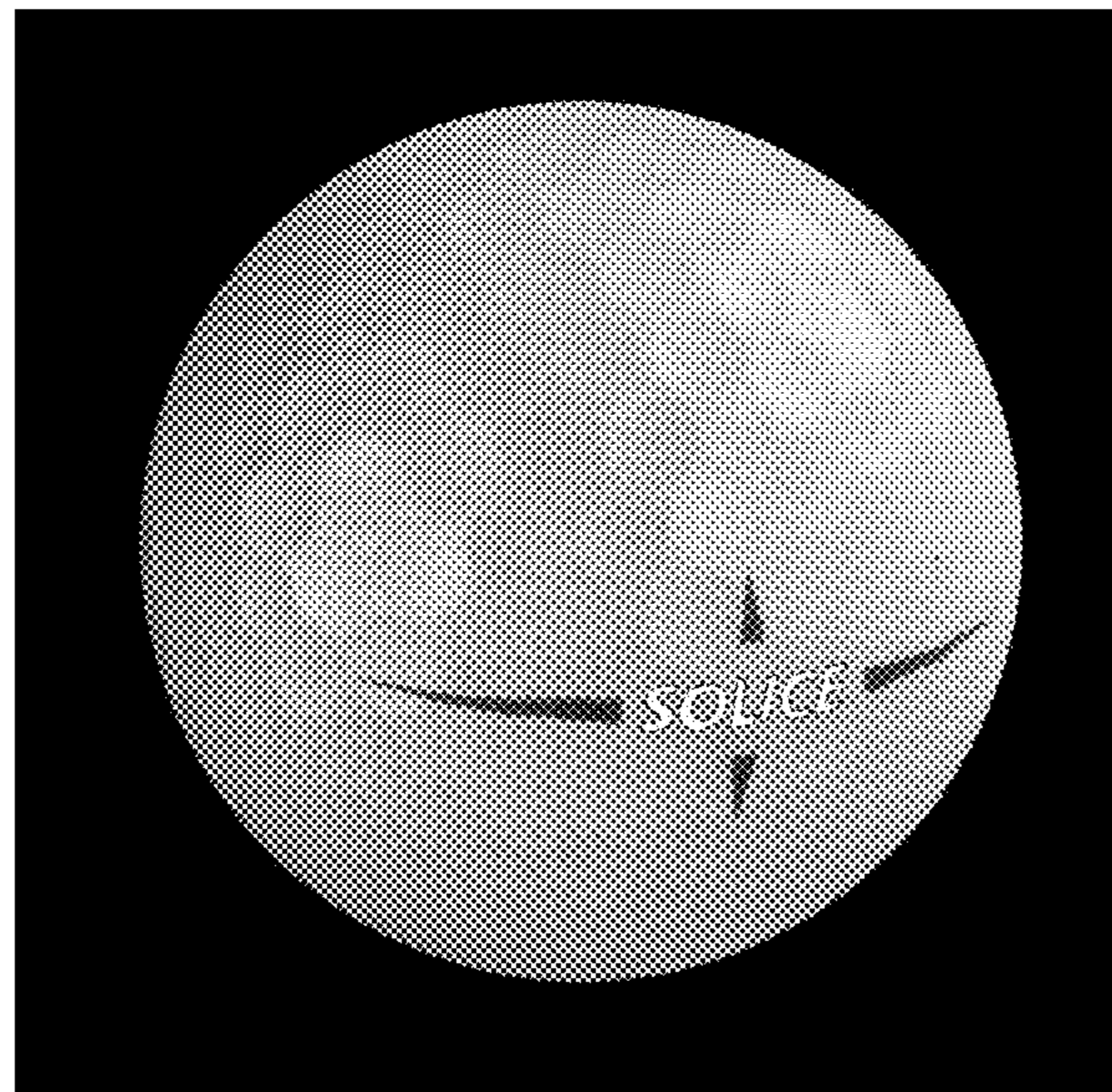
(57) **CLAIM**

The new ornamental design for a golf ball, as shown and described.

**DESCRIPTION**

FIG. 1 is a perspective view of a golf ball, showing our new design;  
FIG. 2 is a front view thereof;  
FIG. 3 is a back view thereof;  
FIG. 4 is a right view thereof;  
FIG. 5 is a left view thereof;  
FIG. 6 is a top view thereof; and,  
FIG. 7 is a bottom view thereof.  
The broken lines showing the word "SOLICE" form no part of the claimed design.

**1 Claim, 7 Drawing Sheets**



(56)

**References Cited**

U.S. PATENT DOCUMENTS

2015/0202497 A1\* 7/2015 Lee ..... A63B 37/0006  
473/384  
2018/0207490 A1\* 7/2018 Hong ..... A63B 37/0075  
2019/0282871 A1\* 9/2019 Peterson ..... A63B 57/207  
2020/0179775 A1\* 6/2020 Hanfland ..... A63B 57/0006

FOREIGN PATENT DOCUMENTS

EM 002590992-0006 \* 12/2014  
JP D1333569 \* 6/2008  
WO WO-2005063343 A1\* 7/2005 ..... A63B 47/00

\* cited by examiner






FIG. 1



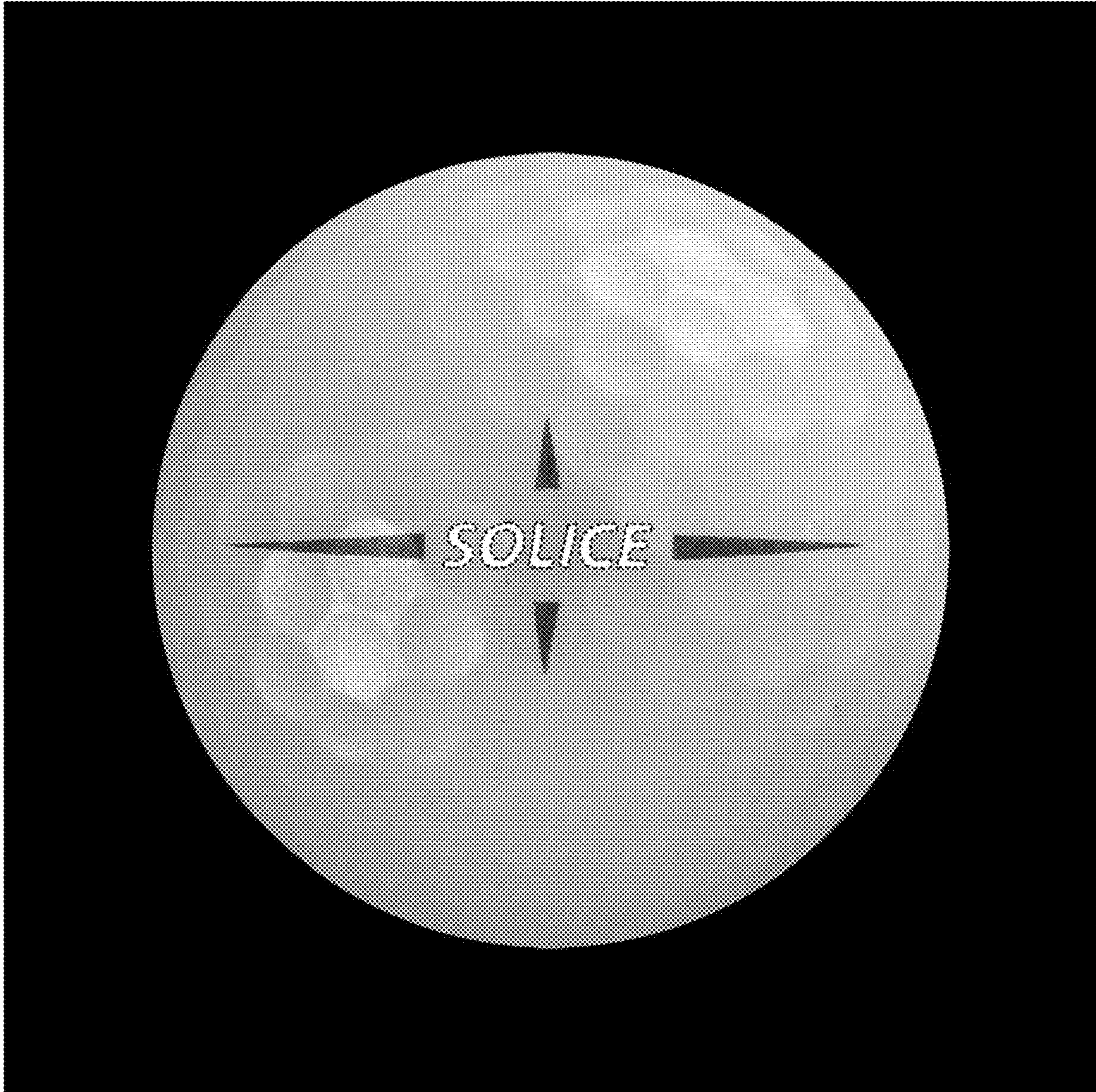


Fig. 2






Fig. 3



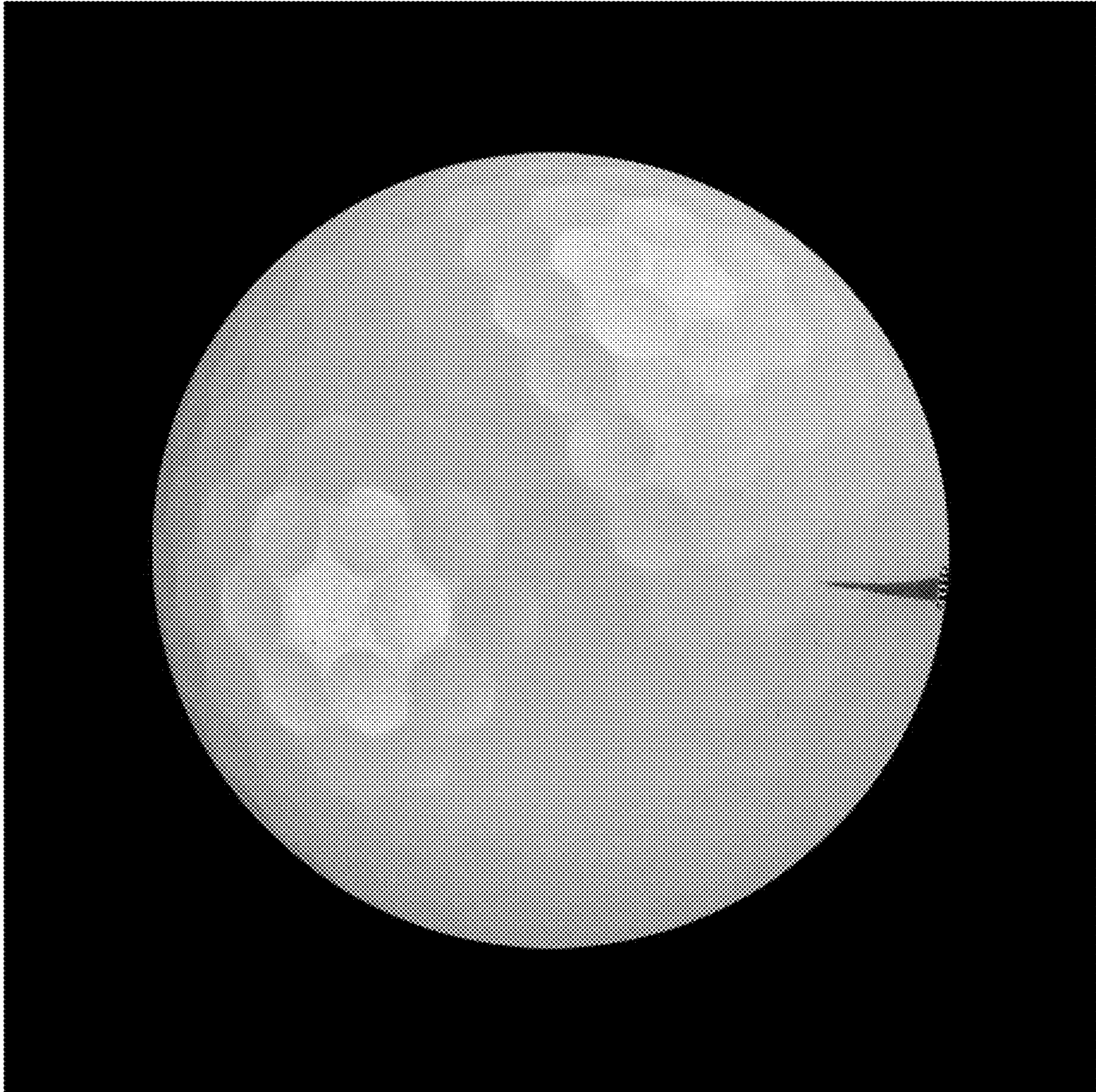


Fig. 4



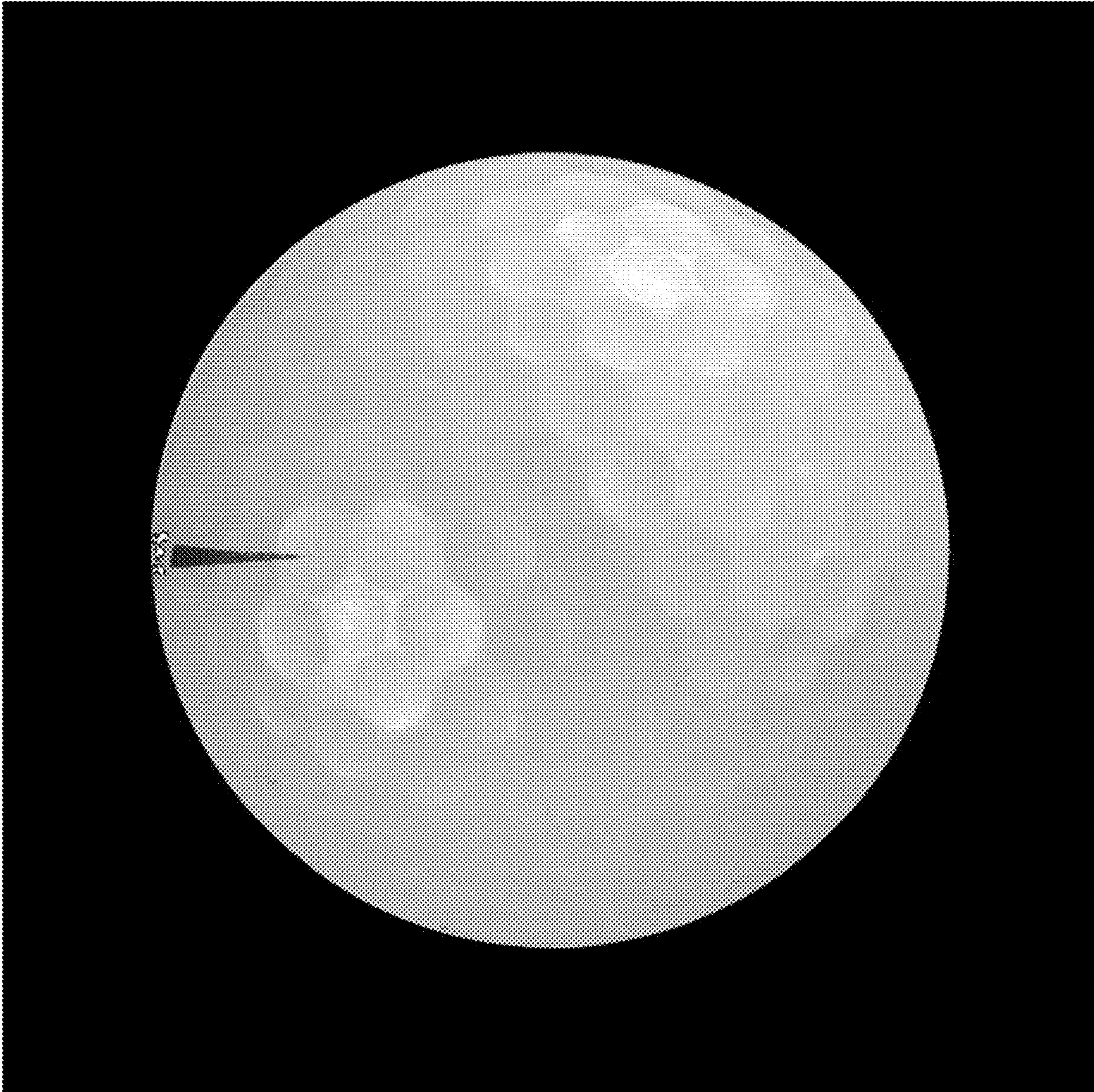


Fig. 5






Fig. 6






Fig. 7