



US00D952763S

(12) **United States Design Patent**
Zhong

(10) **Patent No.:** **US D952,763 S**

(45) **Date of Patent:** **** May 24, 2022**

(54) **TOY CAR**

(71) Applicant: **Yanjun Zhong**, Zhangzhou (CN)

(72) Inventor: **Yanjun Zhong**, Zhangzhou (CN)

(**) Term: **15 Years**

(21) Appl. No.: **29/765,631**

(22) Filed: **Jan. 11, 2021**

(51) **LOC (13) Cl.** **21-01**

(52) **U.S. Cl.**

USPC **D21/552**; D21/548

(58) **Field of Classification Search**

USPC D21/419, 424, 427, 428, 431, 433, 434,
D21/477, 483, 495, 533, 537, 539, 548,
D21/549, 550–554, 556–562; D12/12,
D12/19, 82, 83, 84, 85, 86, 87, 88, 90,
D12/91, 93, 163, 167

CPC A63H 17/00; A63H 17/002; A63H 17/05;
A63H 17/08; A63H 17/10; A63H 17/12;
A63H 17/14; A63H 17/045; A63H 7/02;
A63H 7/04; A63B 67/14; B62B 1/00;
B62B 1/04; B62B 1/10; B62B 1/12;
B62B 1/16; A63G 13/00; A63G 19/00;
A63G 19/04; A63G 19/06; A63G 19/08;
A63G 19/18; A63G 19/20; A63G 17/00

See application file for complete search history.

(56) **References Cited**

U.S. PATENT DOCUMENTS

D113,009 S * 1/1939 Loewy D12/84
2,146,665 A * 2/1939 Wood A63H 29/04
446/437
D183,242 S * 7/1958 Crocket D12/84
D236,968 S * 9/1975 Armstrong D12/84
D281,987 S * 12/1985 Catelli D21/552
D326,490 S * 5/1992 Aker D21/552
D376,562 S * 12/1996 Sealy D12/84

(Continued)

FOREIGN PATENT DOCUMENTS

CN 303416475 * 10/2015 A63H 17/05
CN 304658372 * 2/2018

(Continued)

OTHER PUBLICATIONS

“Iron Man 2—Tour Bus,” Apr. 12, 2010, maisto.wordpress.com, site visited Jan. 28, 2022, URL: <https://maisto.wordpress.com/2010/04/12/iron-man-2-tour-bus/> (Year: 2010).*

(Continued)

Primary Examiner — Richard Kearney

Assistant Examiner — Sarah L Smith

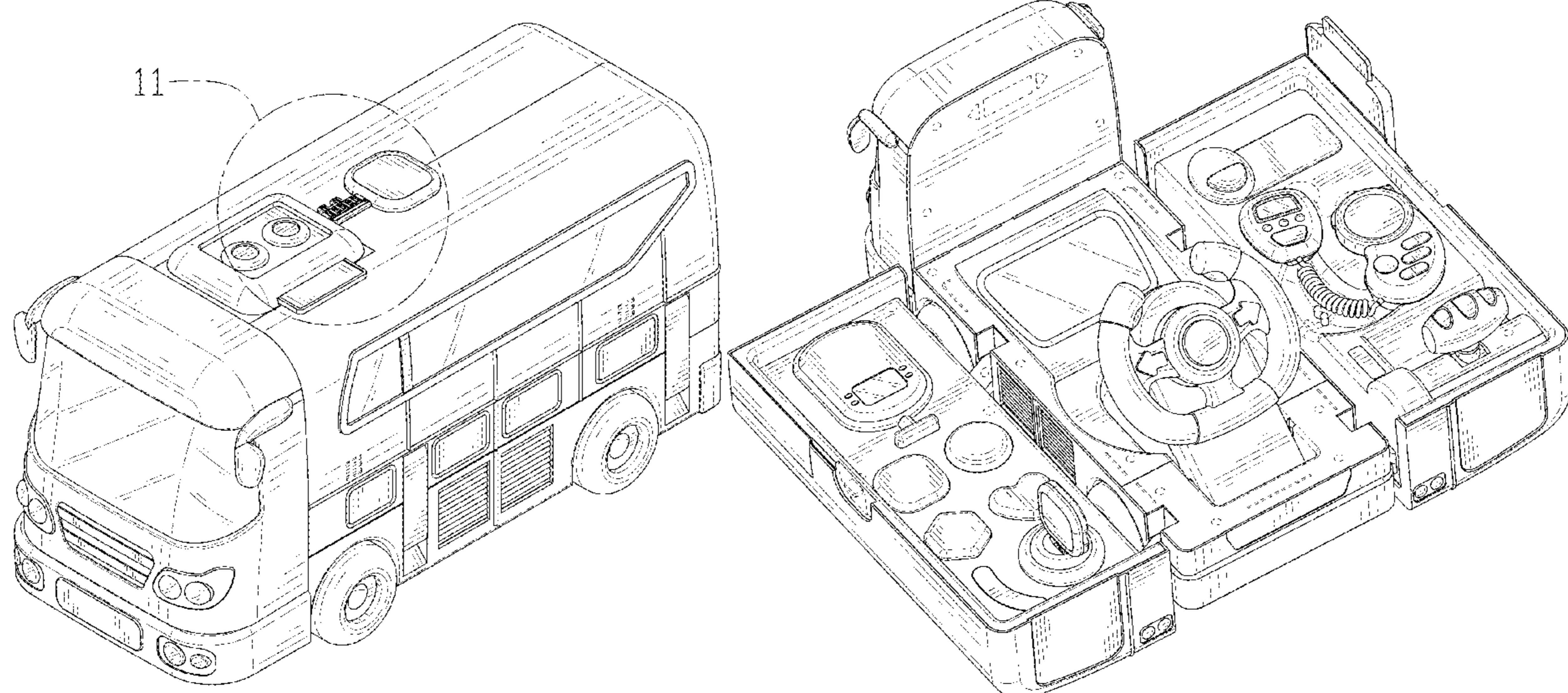
(57) **CLAIM**

The ornamental design for a toy car, as shown and described.

DESCRIPTION

FIG. 1 is a perspective view of a toy car showing my new design;
FIG. 2 is another perspective view thereof;
FIG. 3 is a perspective view of the toy car where the toy car is in an open state;
FIG. 4 is another perspective view thereof;
FIG. 5 is a front elevational view thereof;
FIG. 6 is a rear elevational view thereof;
FIG. 7 is a left side elevational view thereof;
FIG. 8 is a right side elevational view thereof;
FIG. 9 is a top plan view thereof;
FIG. 10 is a bottom plan view thereof; and,
FIG. 11 is an enlarged view of portion 11 shown in FIG. 1. The dash-dash broken lines in the drawings depict portions of the toy car while the dot-dash-dot broken lines demarcate the features shown in the enlarged view; the broken lines form no part of the claimed design.

1 Claim, 11 Drawing Sheets



(56)

References Cited

U.S. PATENT DOCUMENTS

D442,888 S * 5/2001 Papke D12/84
D445,465 S * 7/2001 Ma D21/552
D503,126 S * 3/2005 Papke D12/84
D537,755 S * 3/2007 Toth D12/84
D547,396 S * 7/2007 Yaguchi D21/552
D563,831 S * 3/2008 Suge D12/84
D637,520 S * 5/2011 Kerr D12/84
D639,712 S * 6/2011 Kerr D12/84
D642,092 S * 7/2011 Wiens D12/84
D721,298 S * 1/2015 Li D12/84
D789,249 S * 6/2017 Iparragirre D12/84
D816,549 S * 5/2018 Iparragirre D12/84
D827,038 S * 8/2018 Exley D21/434
D834,997 S * 12/2018 Pelletier D12/84
D874,339 S * 2/2020 Micek A63H 29/04
D12/84
D888,164 S * 6/2020 Hu D21/552
D939,030 S * 12/2021 Ye D21/552

FOREIGN PATENT DOCUMENTS

CN 305538118 * 1/2020
EP 3848104 A1 * 7/2021 A63H 17/05
KR 20140024110 A * 2/2014

OTHER PUBLICATIONS

“Dethleffs Globetrotter XLI,” 2013, turbosquid.com, site visited Jan. 28, 2022, URL: <https://www.turbosquid.com/3d-models/3ds-max-dethleffs-globetrotter-xli/732404> (Year: 2013).*
Colin Campbell, “BaltimoreLink ‘has not delivered on promises,’ rider advocate report says,” Jul. 6, 2018, baltimoresun.com, site visited Jan. 28, 2022, URL: <https://www.baltimoresun.com/maryland/baltimore-city/bs-md-baltimorelink-report-20180705-story.html> (Year: 2018).*

* cited by examiner

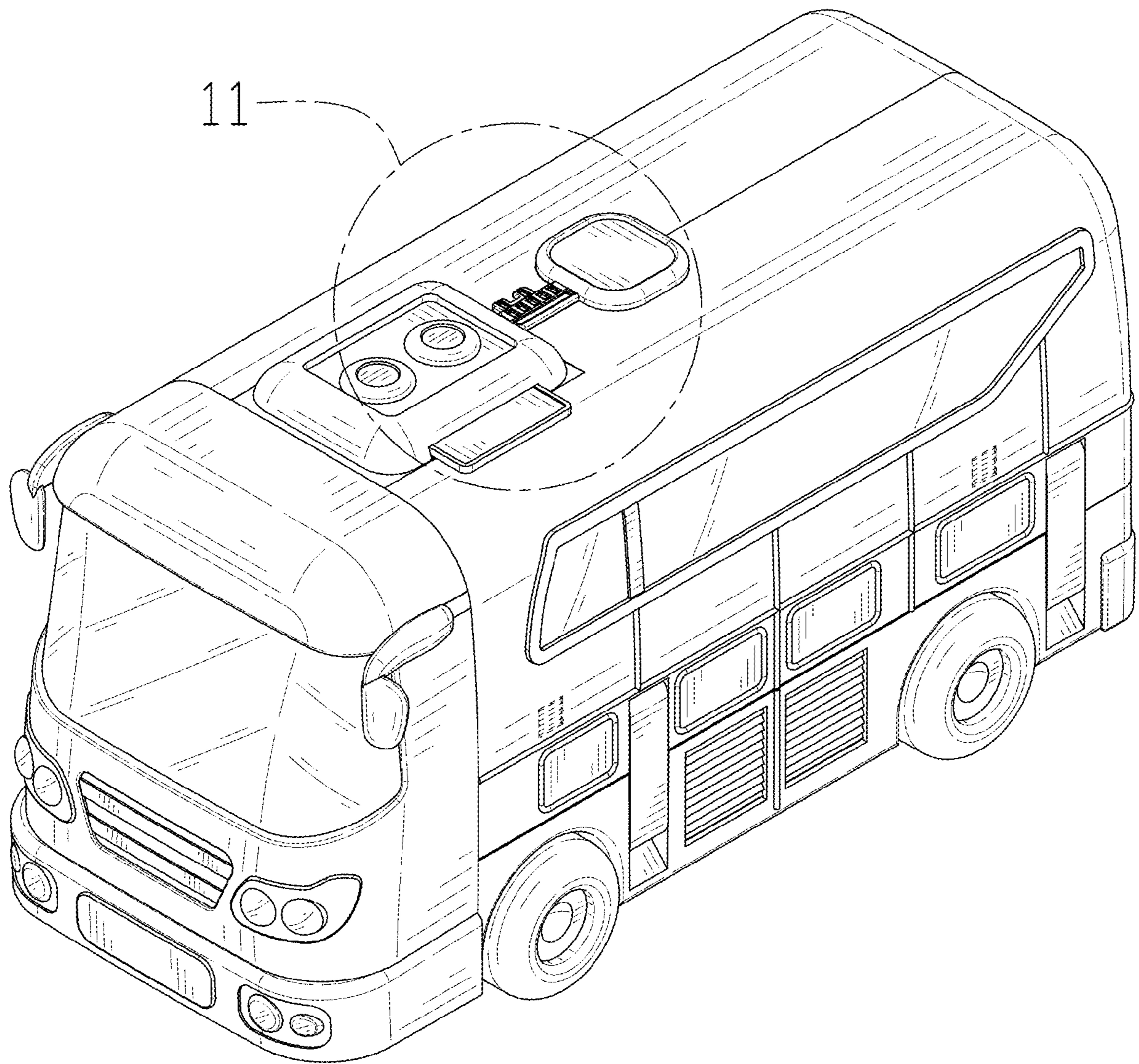


FIG. 1

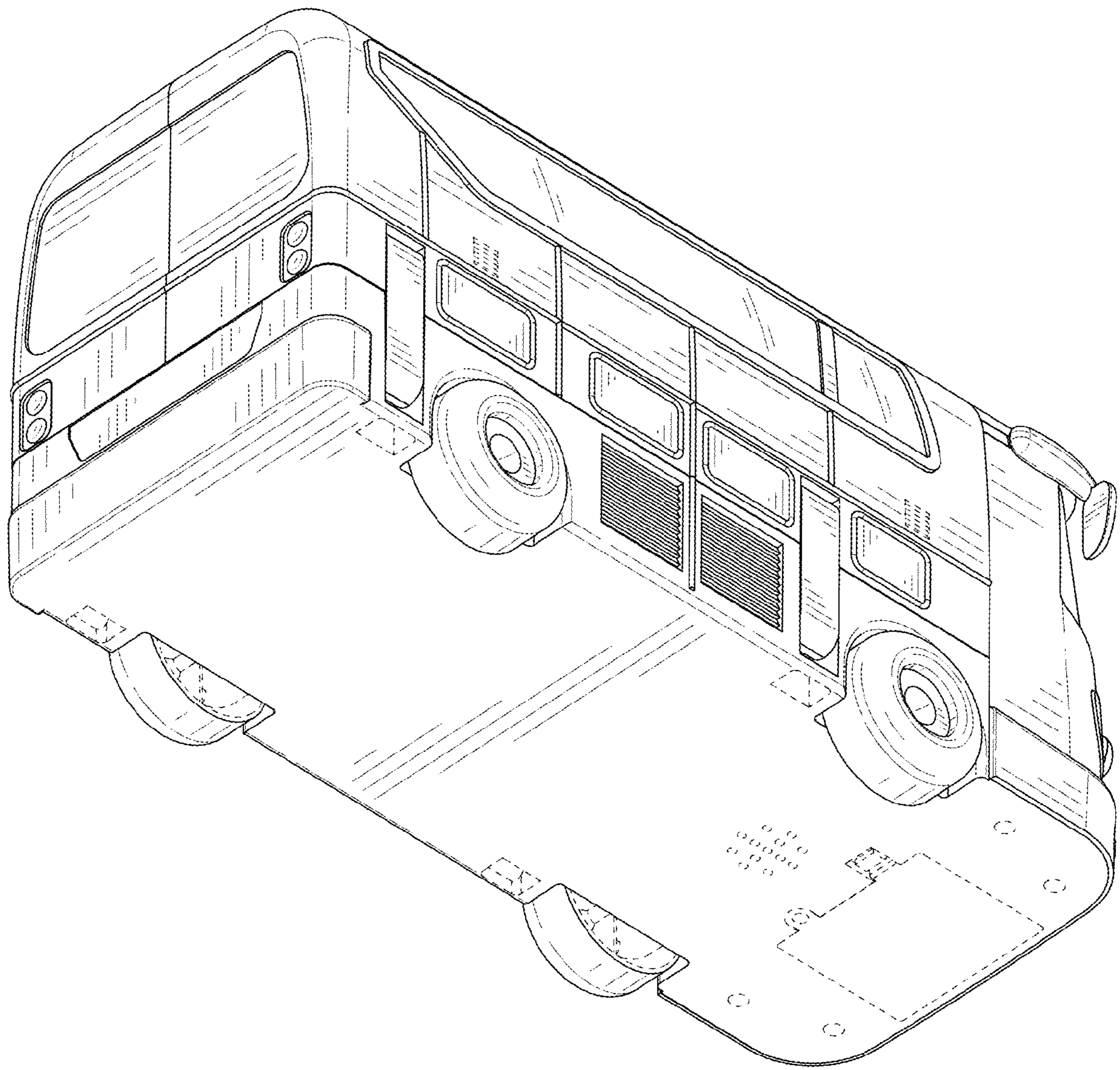


FIG. 2

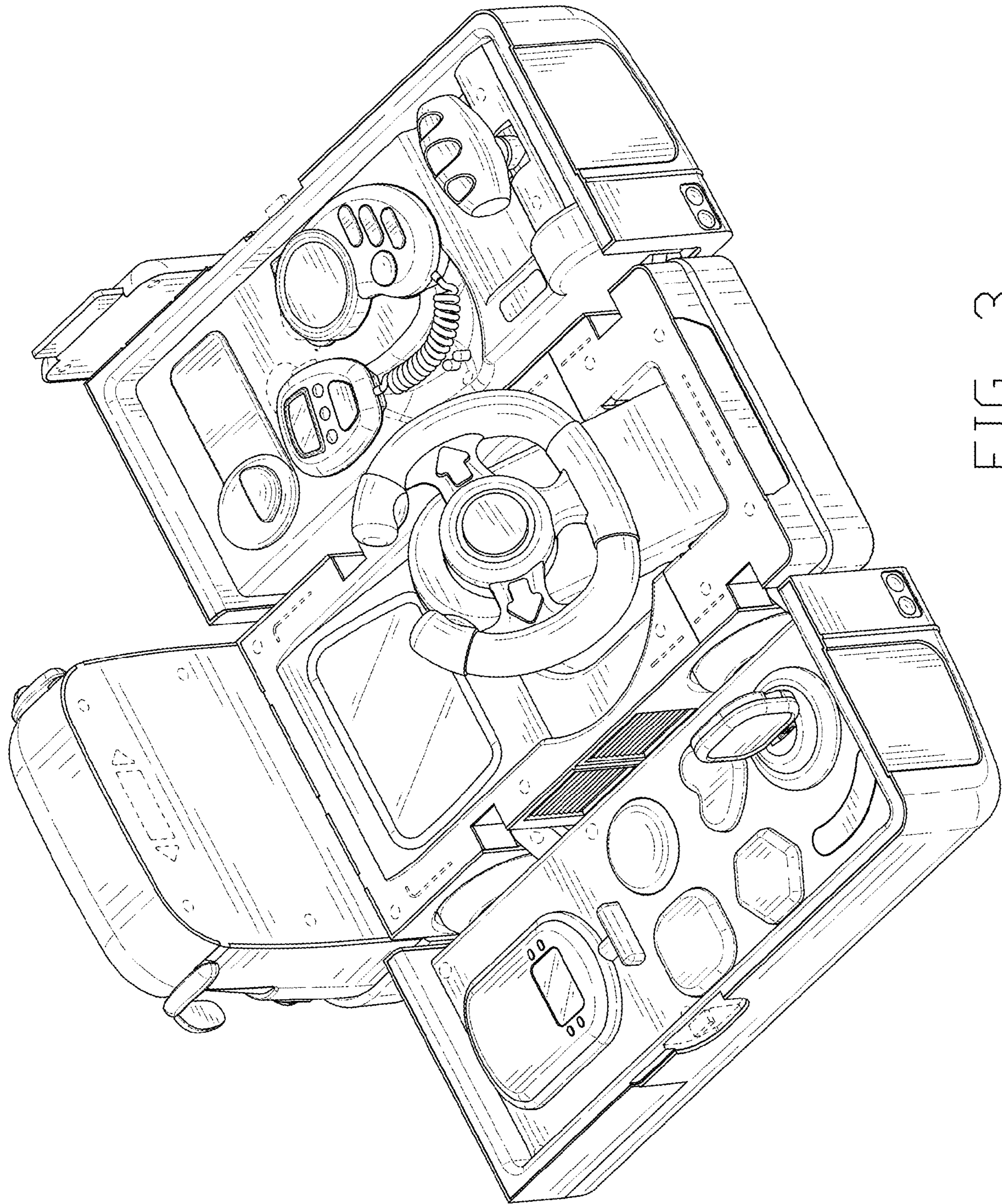


FIG. 3

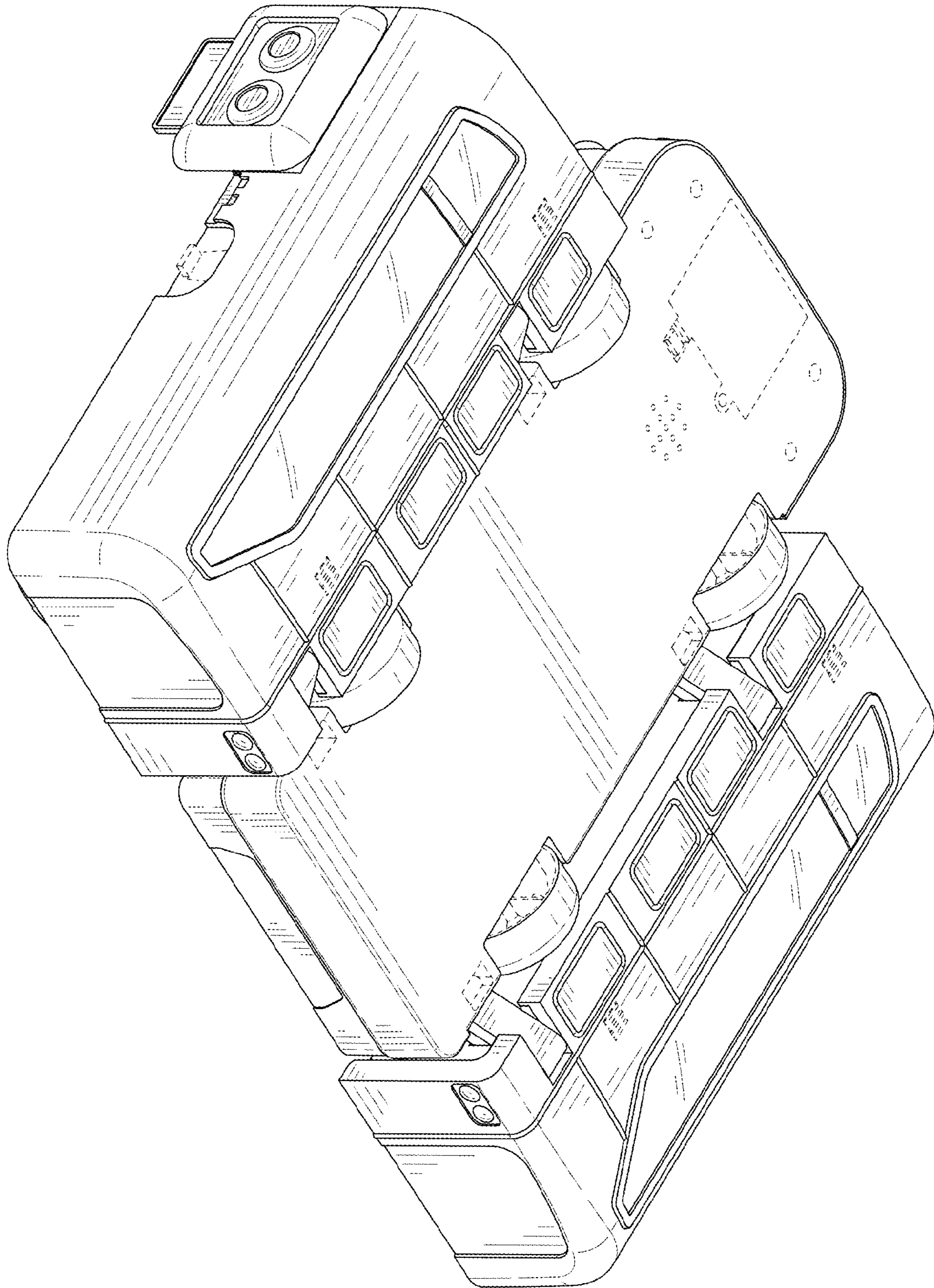


FIG. 4




FIG. 5

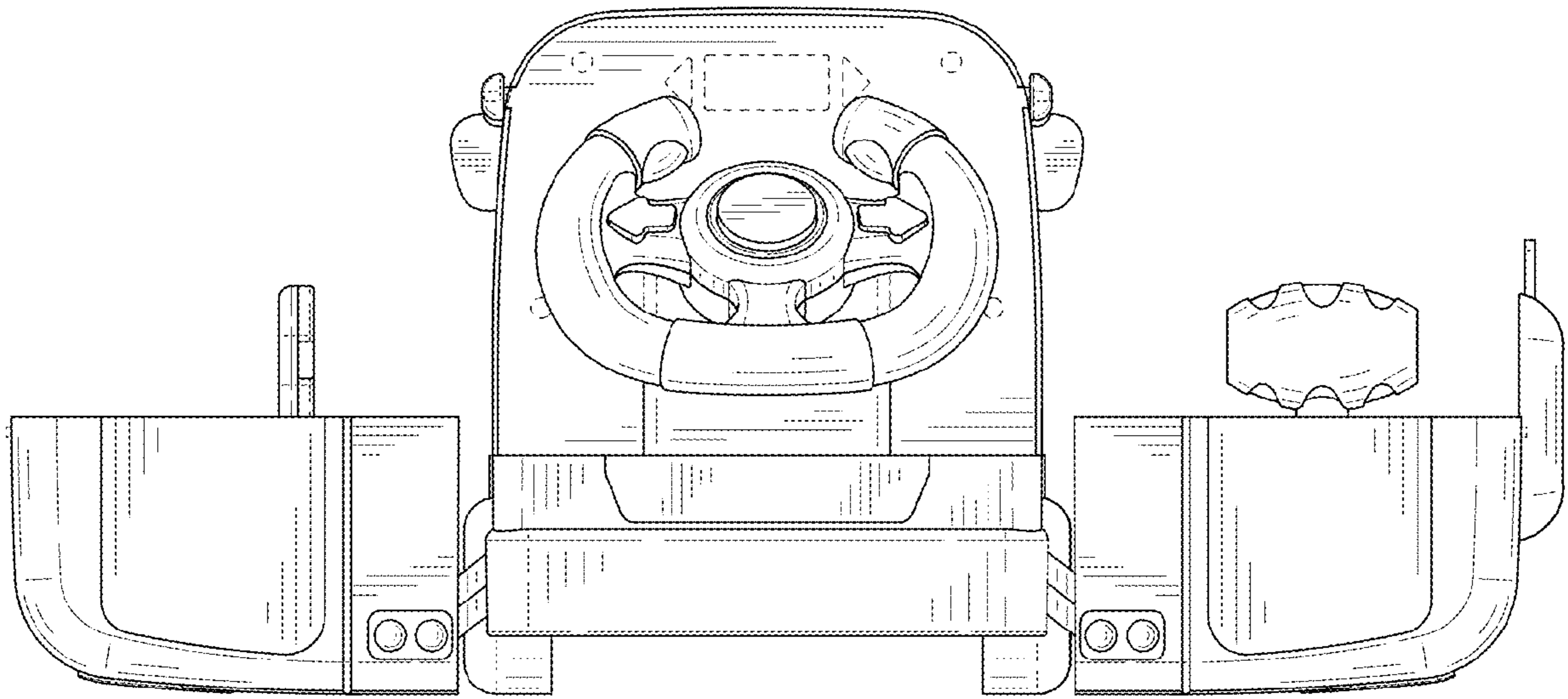


FIG. 6




FIG. 7

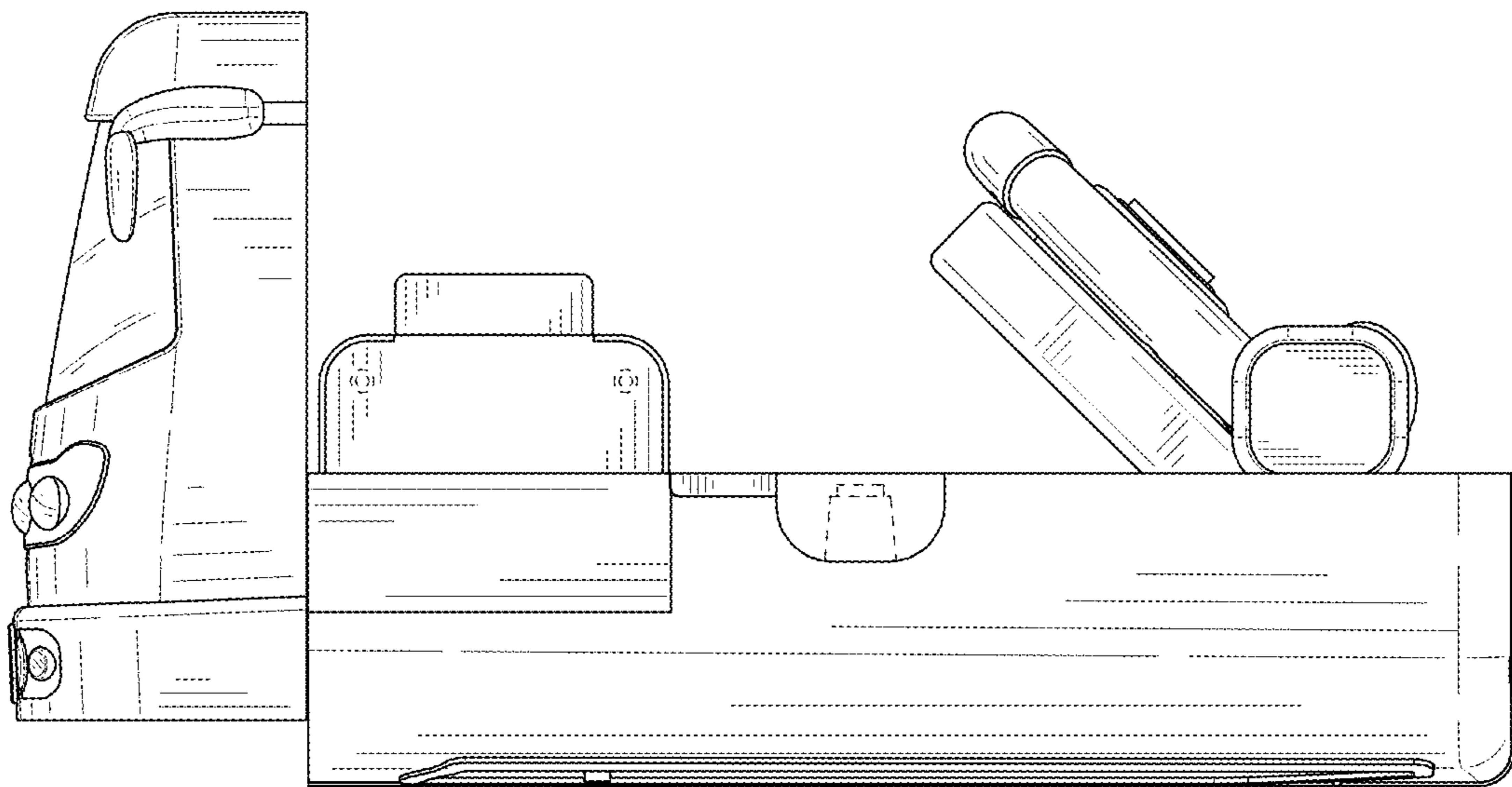


FIG. 8

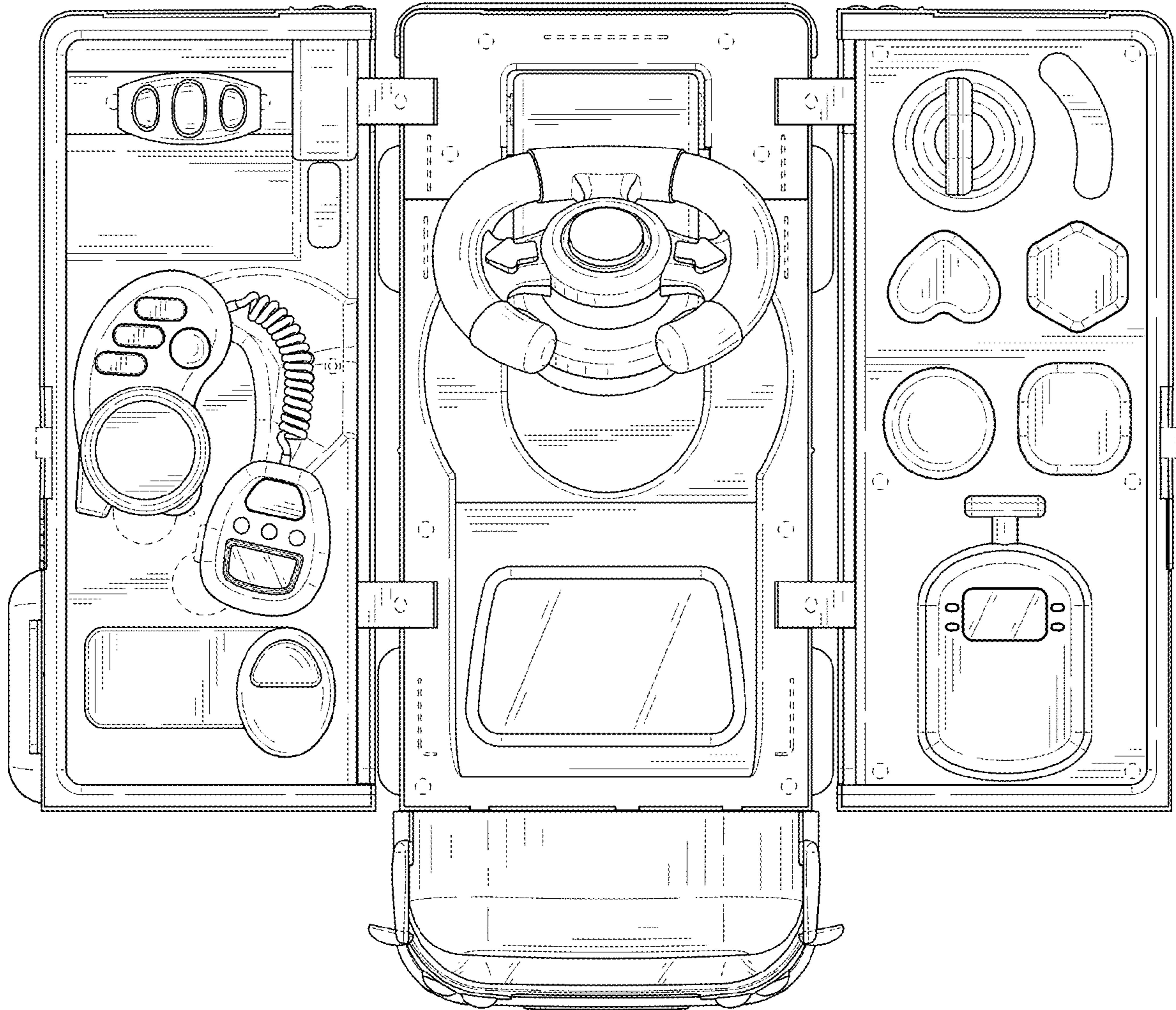


FIG. 9

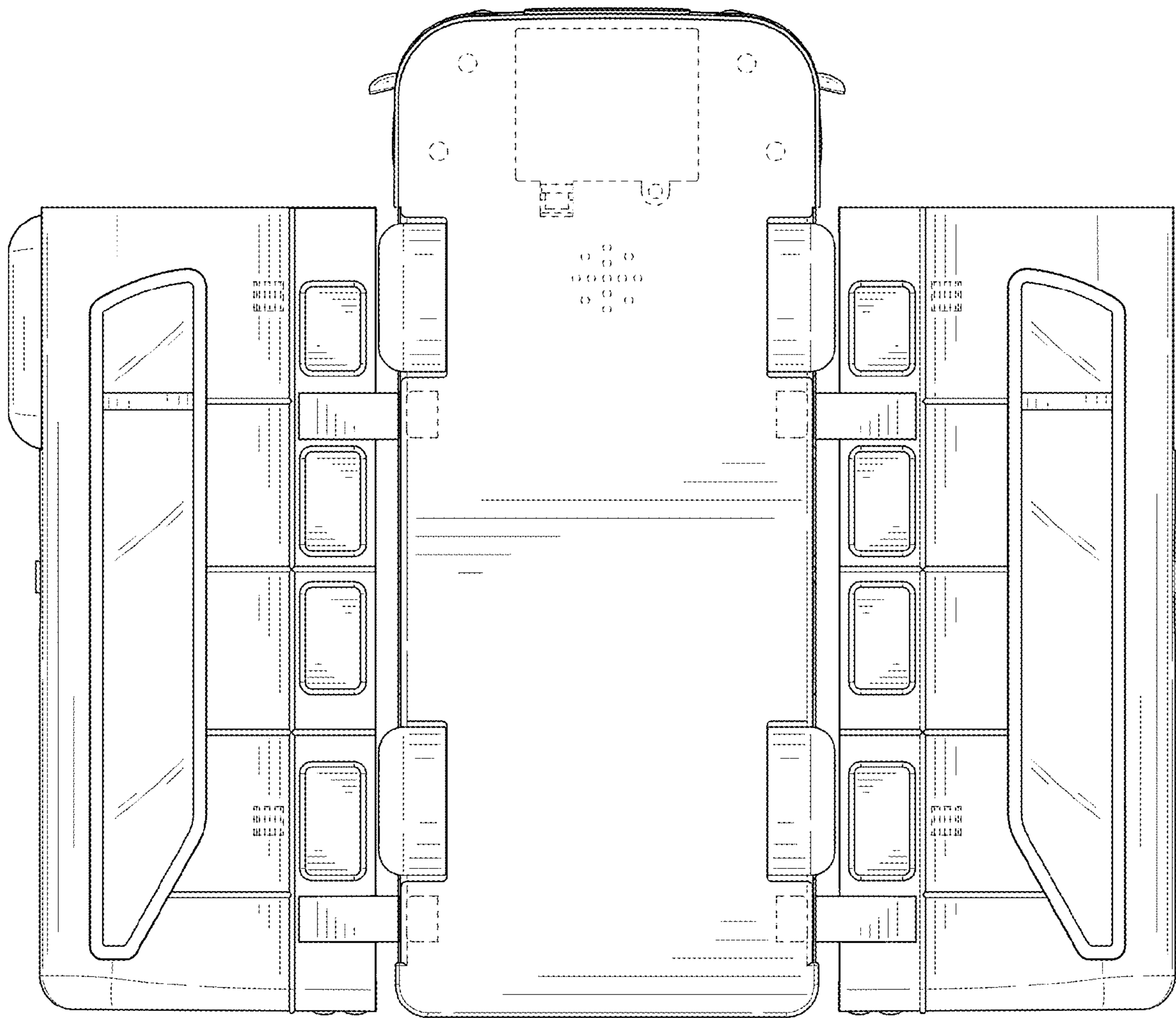


FIG. 10

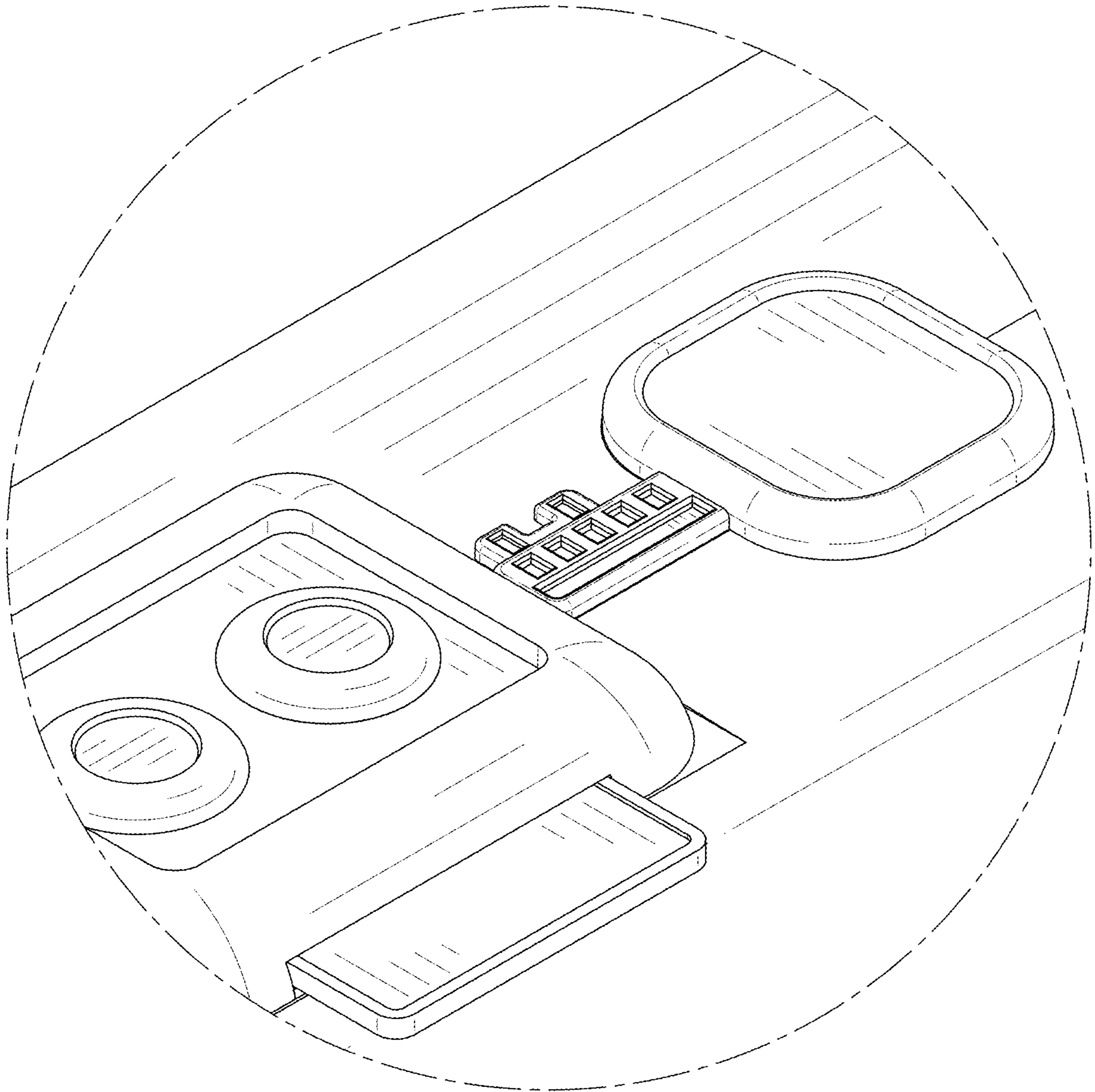


FIG. 11