



US00D952720S

(12) **United States Design Patent** (10) **Patent No.:** **US D952,720 S**
Attia et al. (45) **Date of Patent:** **** May 24, 2022**

(54) **BUTTONS FOR A PROGRAMMABLE ROBOT**

(71) Applicant: **iRobot Corporation**, Bedford, MA (US)

(72) Inventors: **Rebecca Attia**, Winthrop, MA (US);
Raphael G. Cherney, Cambridge, MA (US)

(73) Assignee: **iRobot Corporation**, Bedford, MA (US)

(**) Term: **15 Years**

(21) Appl. No.: **29/737,626**

(22) Filed: **Jun. 10, 2020**

(51) **LOC (13) Cl.** **15-99**

(52) **U.S. Cl.**
USPC **D15/199**

(58) **Field of Classification Search**
USPC D15/199; D32/17, 18, 21, 22, 23, 24, 25,
D32/31, 32, 33, 34
CPC A47L 5/24; A47L 5/28; A47L 5/30; A47L
7/02; A47L 7/0085; A47L 9/00; A47L
11/00; A47L 11/20; A47L 11/34; A47L
11/40; A47L 11/4016; A47L 2201/00
See application file for complete search history.

(56) **References Cited**

U.S. PATENT DOCUMENTS

D661,440 S * 6/2012 Lee D32/21
D669,235 S * 10/2012 Bassett D32/21
8,881,339 B2 * 11/2014 Gilbert, Jr. A47L 11/24
15/319
9,078,552 B2 * 7/2015 Han A47L 11/4036
9,125,539 B2 * 9/2015 Kim G05D 1/0274
D771,884 S * 11/2016 Ninomiya D32/21
9,757,004 B2 * 9/2017 Neumann A47L 9/2889
D835,869 S * 12/2018 Li D32/21
D840,617 S * 2/2019 Dou D32/21

D869,109 S * 12/2019 Yu D32/21
D870,403 S * 12/2019 Ebrahimi Afrouzi D32/21
D871,693 S * 12/2019 Ebrahimi Afrouzi D32/21
D872,953 S * 1/2020 Ebrahimi Afrouzi D32/21
D885,698 S * 5/2020 Li D32/21
D890,457 S * 7/2020 Pearce D32/21
D902,507 S * 11/2020 Ebrahimi Afrouzi D32/21
2015/0293533 A1 * 10/2015 Ebrahimi Afrouzi
G05D 1/0214
701/2
2018/0103812 A1 * 4/2018 Lee A47L 9/0653

OTHER PUBLICATIONS

Weekly Maintenance—Bob PetHair Vision (on-line), dated Oct. 12, 2019. Retrieved from Internet Oct. 20, 2021, URL: <https://www.youtube.com/watch?v=gUT63ZHLRI8> (1 page) (Year: 2019) (Year: 2019).*

* cited by examiner

Primary Examiner — Patricia A Palasik

(74) *Attorney, Agent, or Firm* — Schwegman Lundberg & Woessner, P.A.

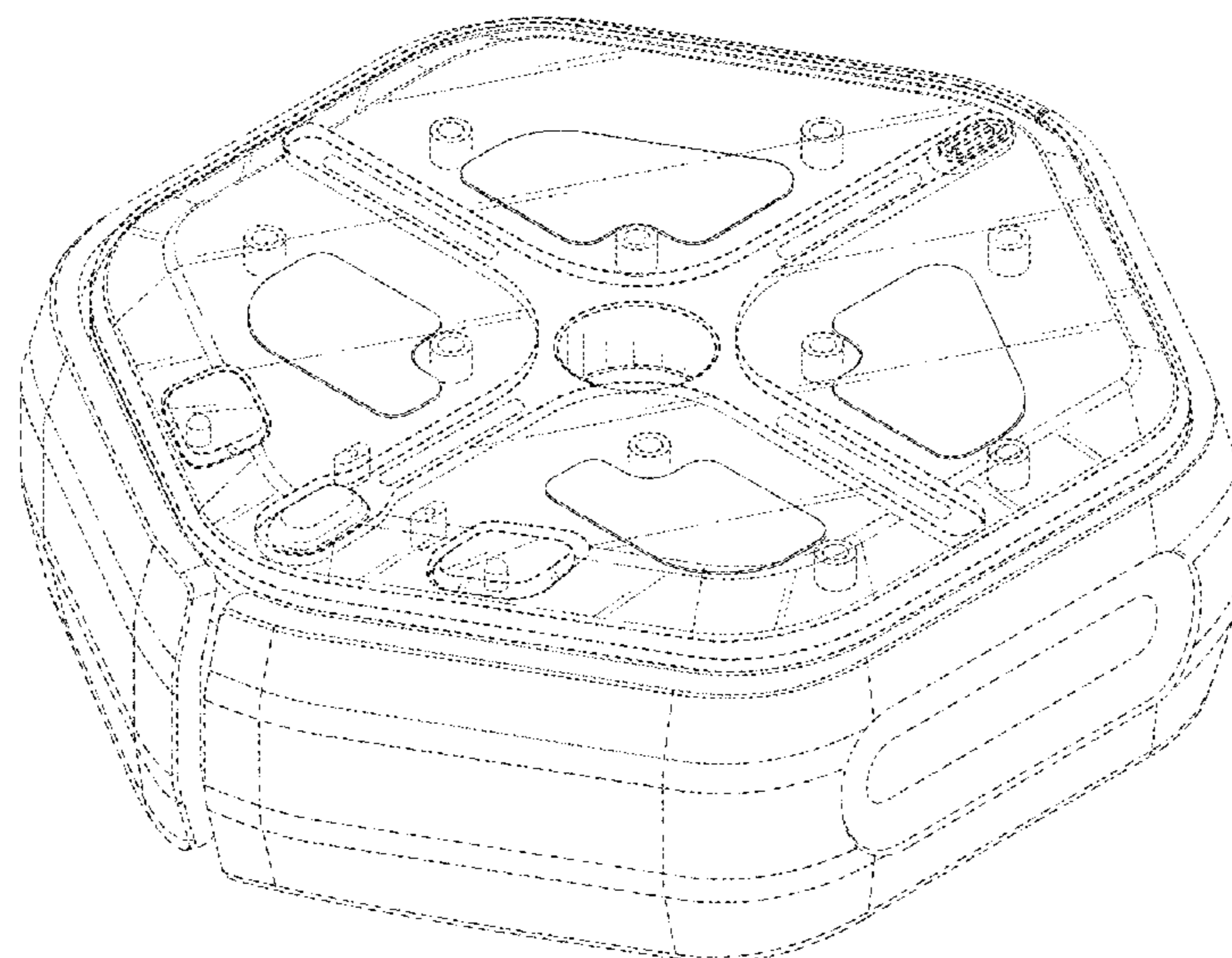
(57) **CLAIM**

The ornamental design for buttons for a programmable robot, as shown and described.

DESCRIPTION

FIG. 1 is a top-left-isometric view of our buttons for a programmable robot including a body in phantom; FIG. 2 is a front view thereof; FIG. 3 is a rear view thereof; FIG. 4 is a left-side view thereof; FIG. 5 is a right-side view thereof; FIG. 6 is a top view thereof; and, FIG. 7 is a bottom view thereof. The features shown in dashed lines represent unclaimed portions of the buttons for the programmable robot and form no part of the claimed design.

1 Claim, 5 Drawing Sheets



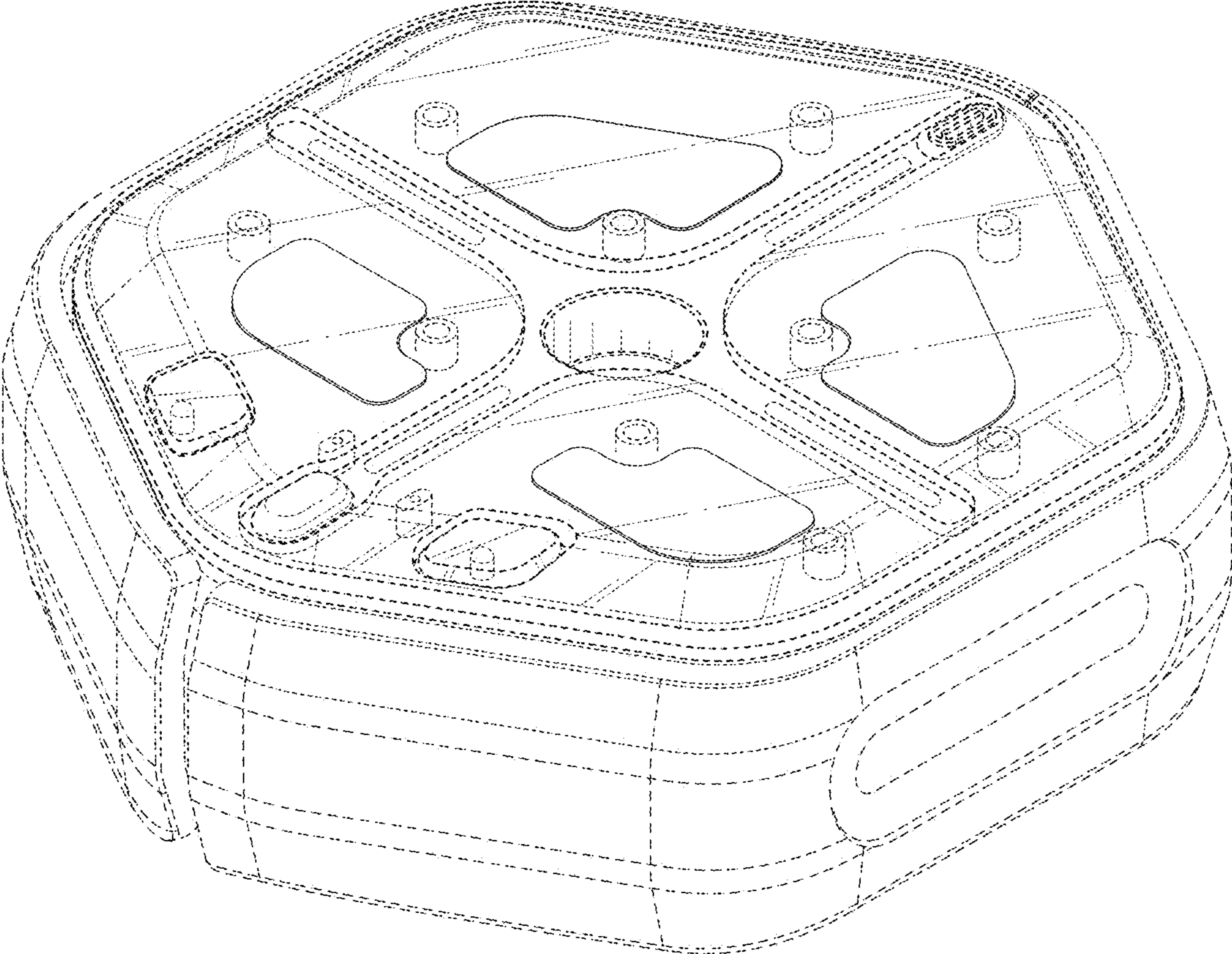


FIG. 1

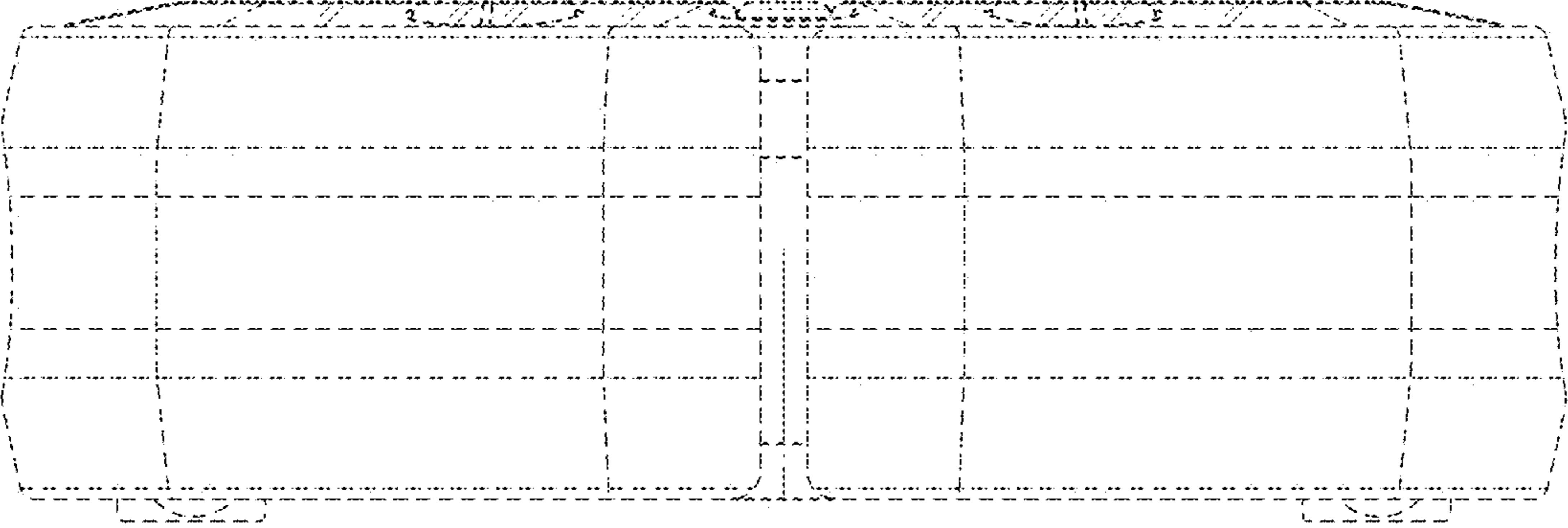


FIG. 2

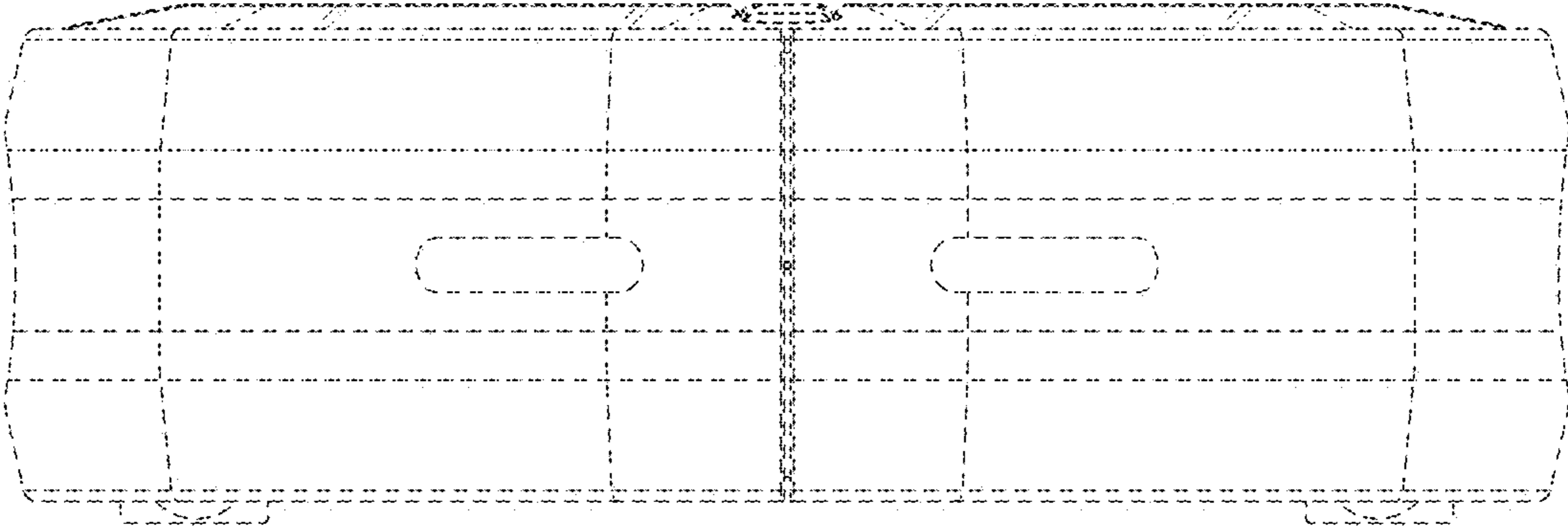


FIG. 3




FIG. 4

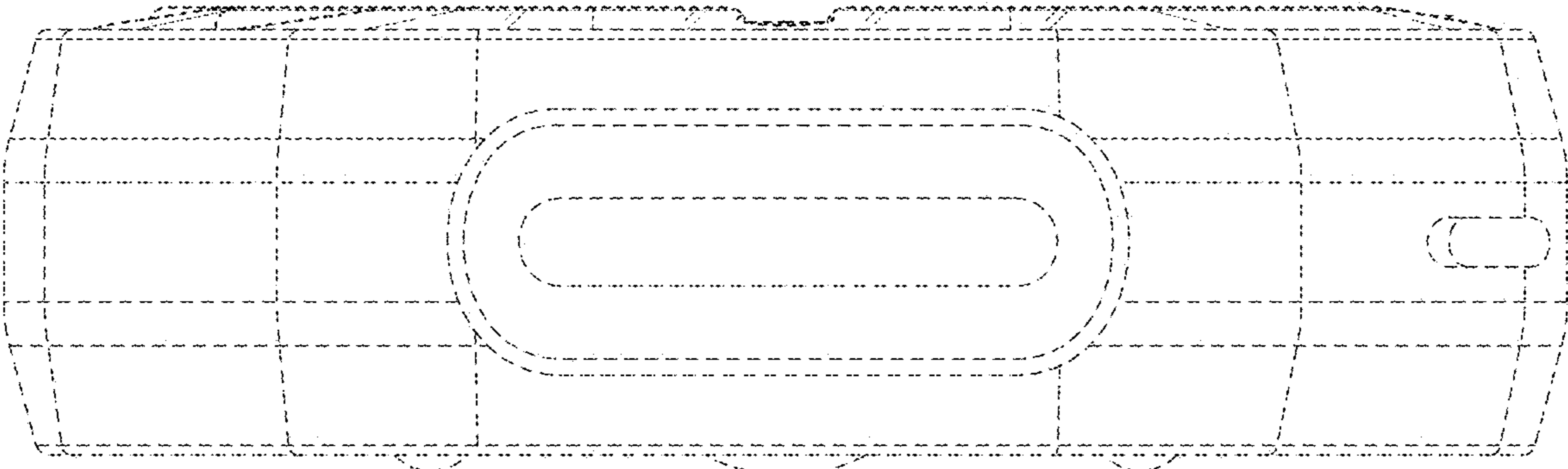


FIG. 5

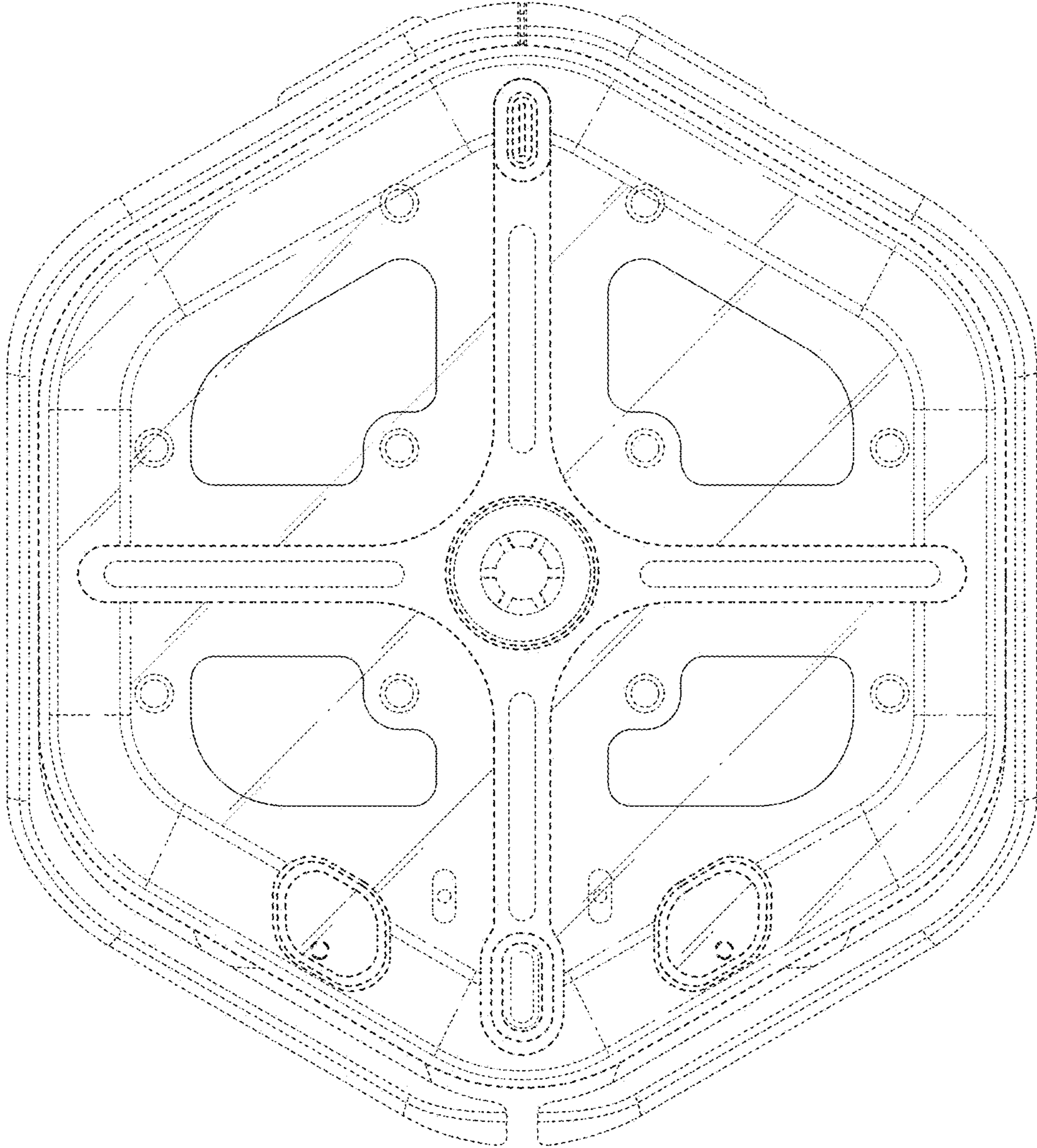


FIG. 6

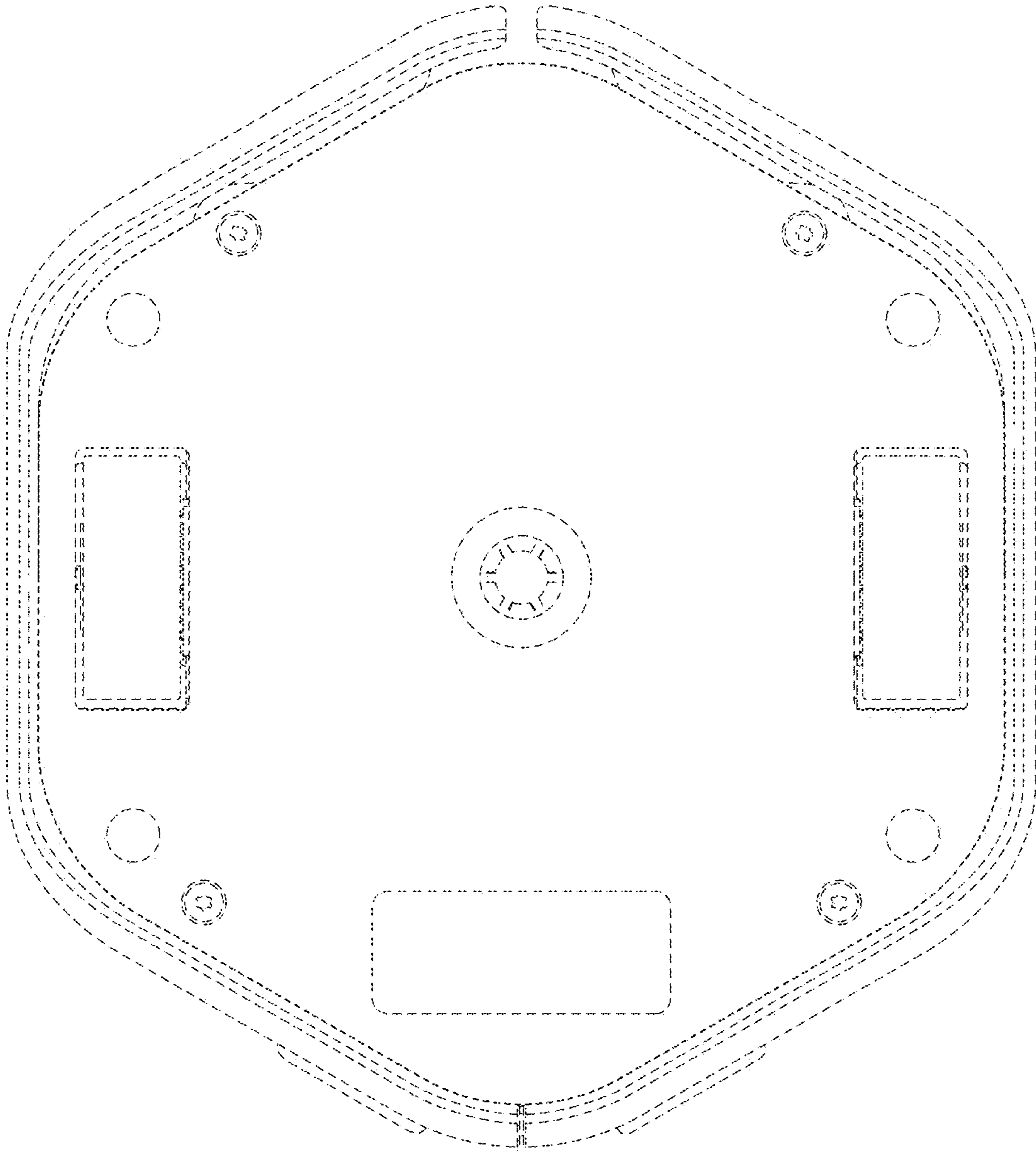


FIG. 7