



US00D952713S

(12) **United States Design Patent** (10) **Patent No.:** **US D952,713 S**
Lin (45) **Date of Patent:** **** May 24, 2022**

(54) **CUTTING TOOL**

(71) Applicant: **Jui-Peng Lin**, Taichung (TW)

(72) Inventor: **Jui-Peng Lin**, Taichung (TW)

(**) Term: **15 Years**

(21) Appl. No.: **29/762,425**

(22) Filed: **Dec. 16, 2020**

(51) **LOC (13) Cl.** **15-09**

(52) **U.S. Cl.**
USPC **D15/139**

(58) **Field of Classification Search**
USPC D8/20, 70; D15/126, 131, 138, 139, 140
CPC B23B 27/145; B23B 27/1622; B23B
2200/048; B23B 2200/204; B23B
2200/085; B23B 2200/0416; B23B
2200/0423; B23B 2200/0477; B23B
2200/0494; B23C 5/205; B23C 5/207
See application file for complete search history.

(56) **References Cited**

U.S. PATENT DOCUMENTS

| | | | | |
|----------------|---------|---------|-------|-------------|
| D257,511 S * | 11/1980 | Zahn | | D15/139 |
| 6,082,233 A * | 7/2000 | Han | | B25B 15/005 |
| | | | | 81/453 |
| 6,154,108 A * | 11/2000 | Huang | | B25B 23/12 |
| | | | | 81/125 |
| D456,990 S * | 5/2002 | Lusty | | D3/228 |
| D531,650 S * | 11/2006 | Switzer | | D15/139 |
| 7,278,342 B1 * | 10/2007 | Chang | | F16D 3/20 |
| | | | | 81/177.85 |
| D633,769 S * | 3/2011 | Evatt | | D8/70 |
| D656,611 S * | 3/2012 | Garcia | | D15/139 |
| D656,612 S * | 3/2012 | Garcia | | D15/139 |

| | | | | |
|-------------------|---------|------------|-------|-------------|
| D705,282 S * | 5/2014 | Jones, Jr. | | D15/139 |
| RE46,103 E * | 8/2016 | Novak | | B23B 51/04 |
| D806,147 S * | 12/2017 | Inkster | | D15/131 |
| D881,666 S * | 4/2020 | Andersson | | D8/86 |
| 10,723,041 B2 * | 7/2020 | Wang | | B28D 1/146 |
| D896,624 S * | 9/2020 | Wang | | D8/382 |
| 2004/0093997 A1 * | 5/2004 | Huang | | B25B 15/001 |
| | | | | 81/125 |
| 2005/0166725 A1 * | 8/2005 | Chen | | B25B 23/12 |
| | | | | 81/451 |
| 2009/0139379 A1 * | 6/2009 | Chiang | | B25B 23/12 |
| | | | | 81/438 |
| 2011/0167966 A1 * | 7/2011 | Liu | | B25B 13/06 |
| | | | | 81/177.8 |
| 2012/0099943 A1 * | 4/2012 | Chiu | | F16B 5/0208 |
| | | | | 411/347 |

* cited by examiner

Primary Examiner — Patricia A Palasik
(74) *Attorney, Agent, or Firm* — Birch, Stewart, Kolasch & Birch, LLP

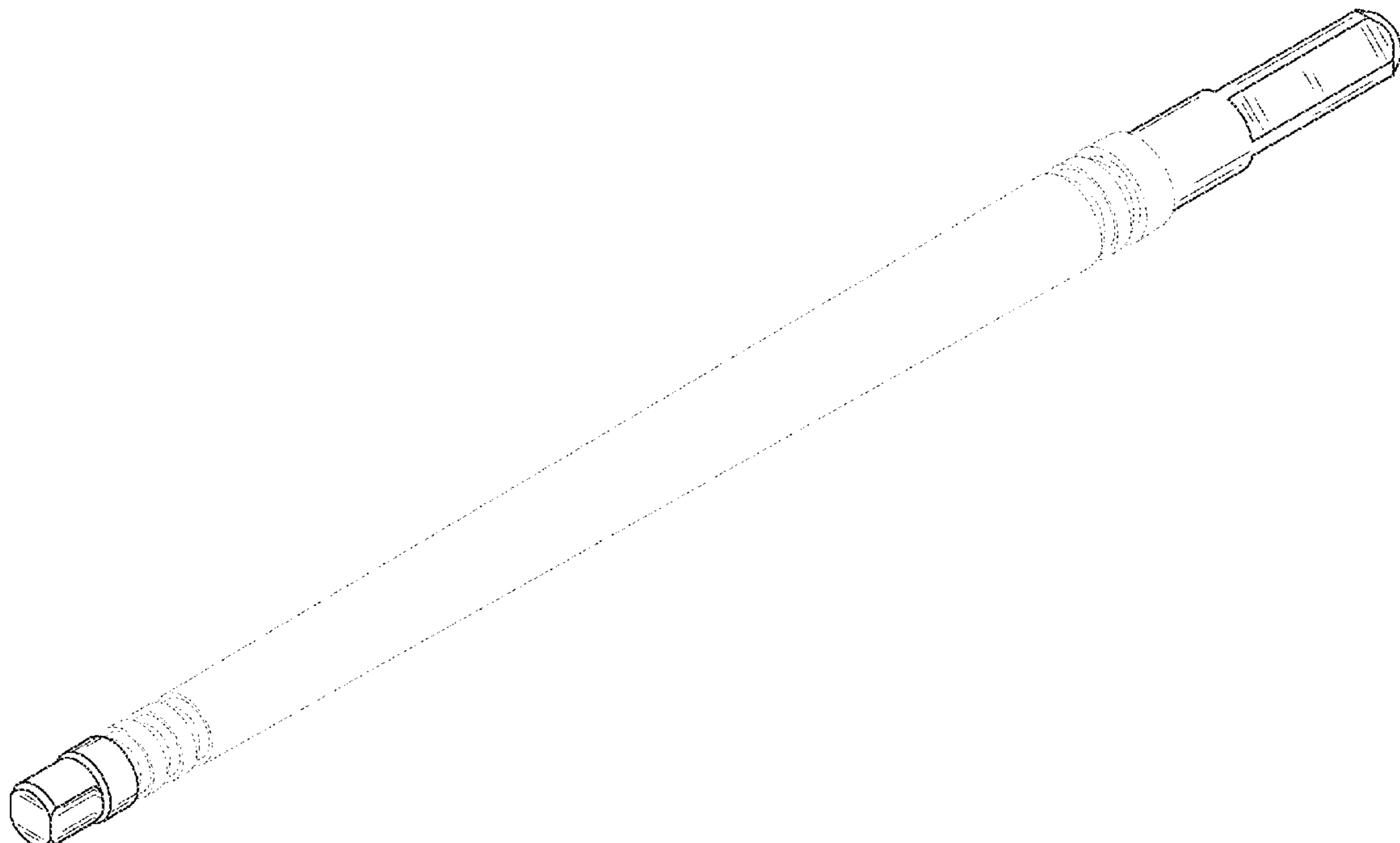
(57) **CLAIM**

The ornamental design for a cutting tool, as shown and described.

DESCRIPTION

FIG. 1 is a perspective view of the cutting tool;
FIG. 2 is a front view of the cutting tool; the rear view is a mirror image;
FIG. 3 is a top view of the cutting tool; the bottom view is a mirror image;
FIG. 4 is an enlarged left side view of the cutting tool; and,
FIG. 5 is an enlarged right side view of the cutting tool.
The broken lines depict portions of the cutting tool that form no part of the claimed design.

1 Claim, 5 Drawing Sheets



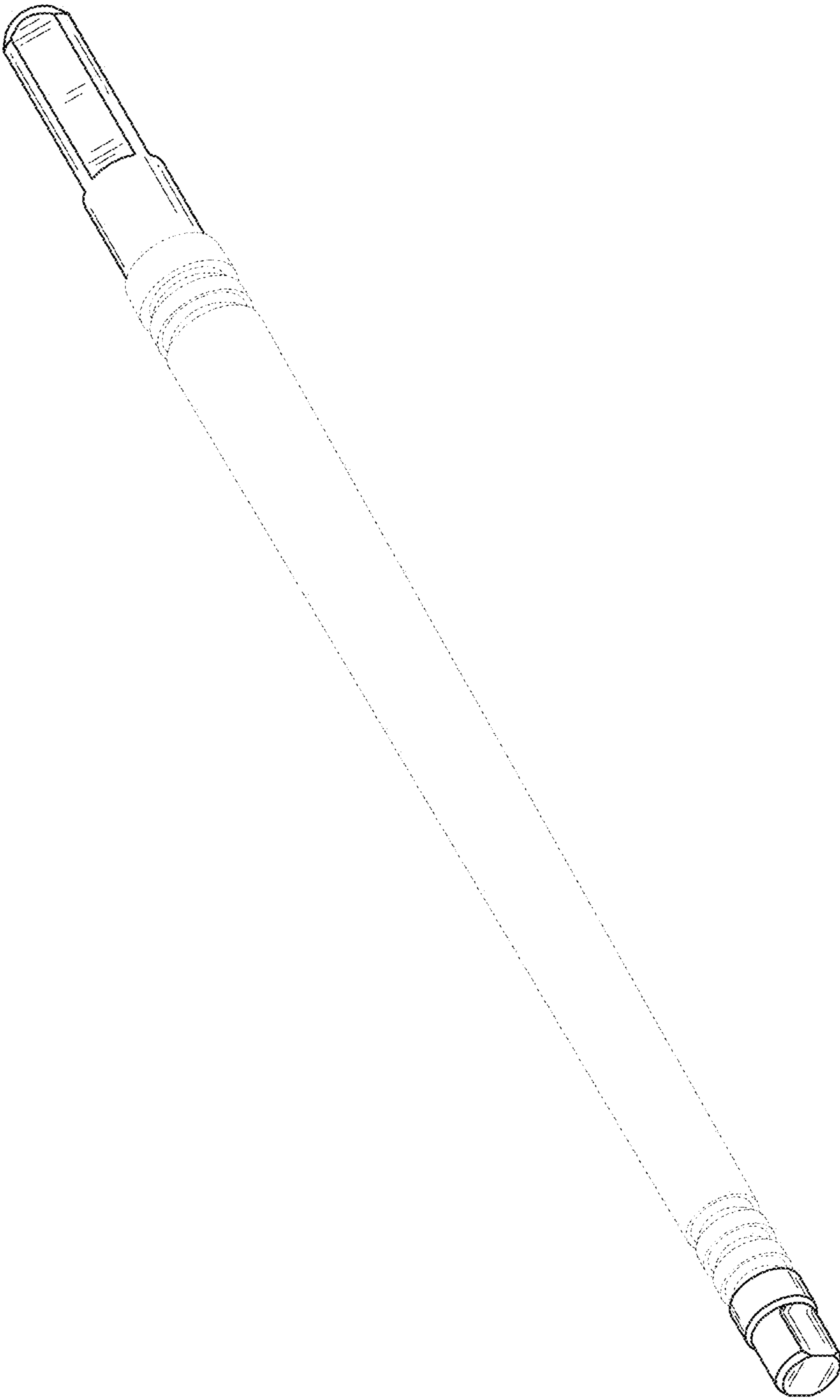


FIG.1



FIG.2




FIG.3

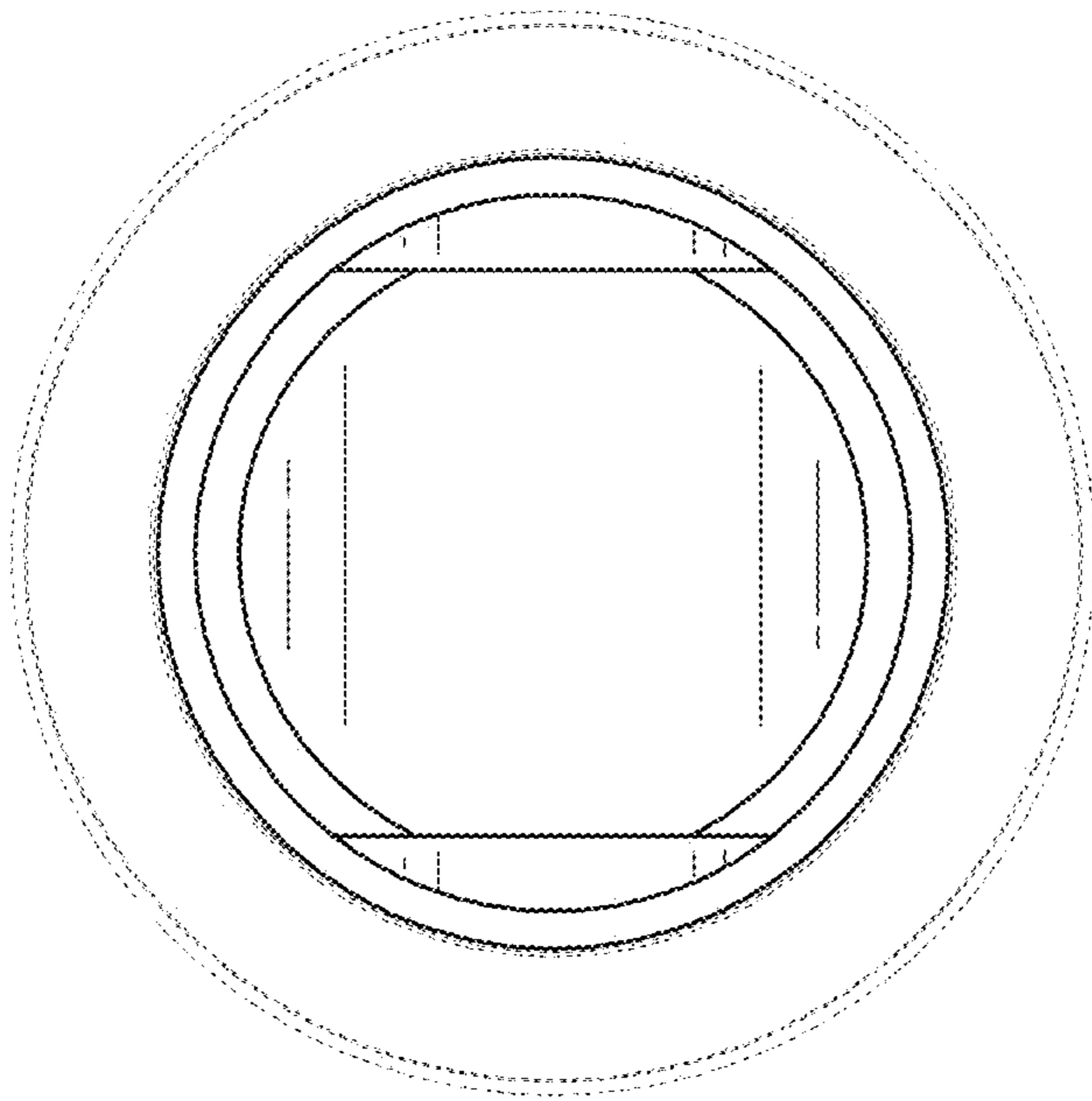


FIG.4

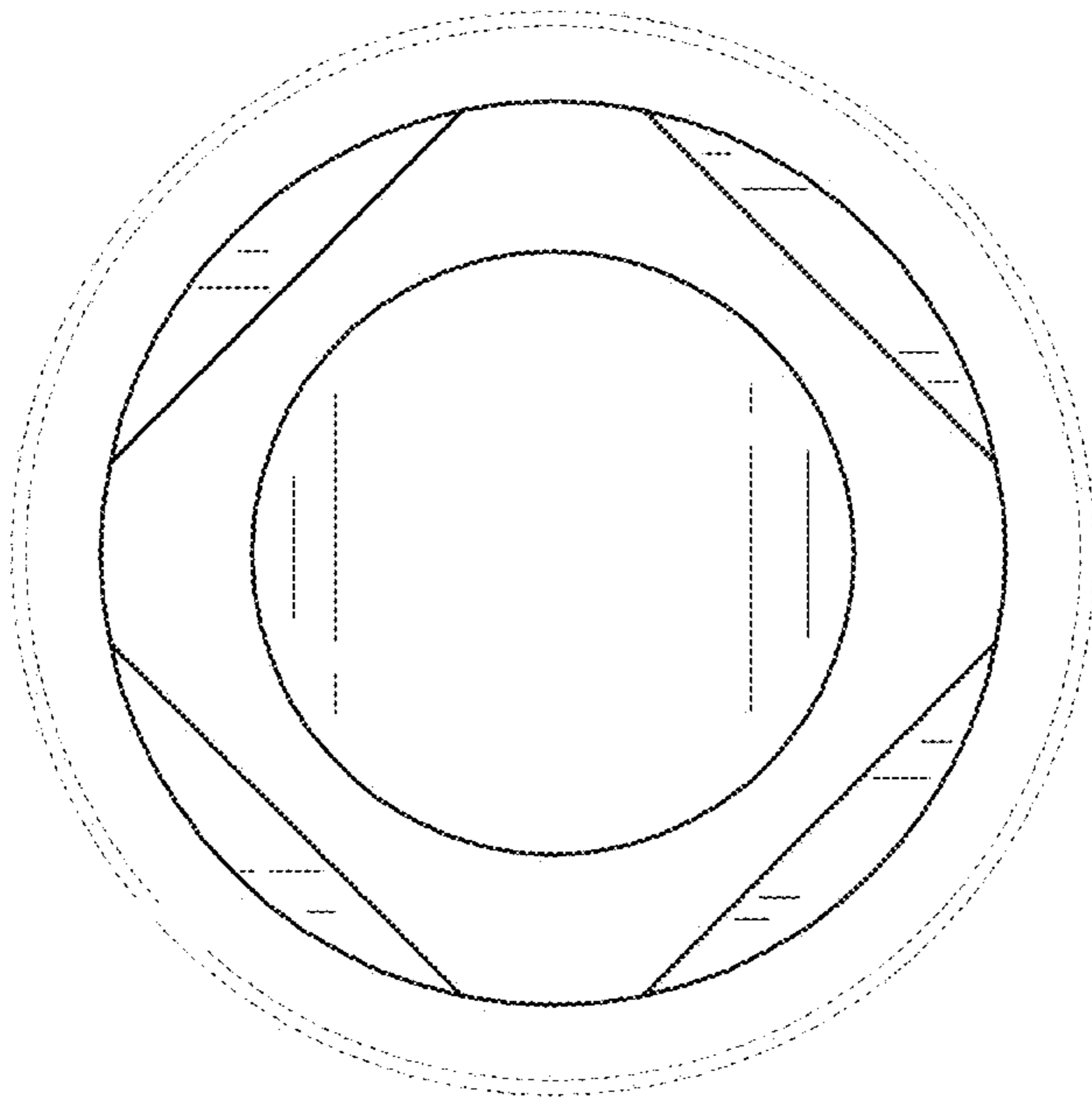


FIG. 5