

US00D952691S

(12) **United States Design Patent** (10) **Patent No.:** **US D952,691 S**
Ding (45) **Date of Patent:** **** May 24, 2022**

(54) **INFLATOR PUMP**

(71) Applicant: **Peizhong Ding**, Hubei (CN)

(72) Inventor: **Peizhong Ding**, Hubei (CN)

(**) Term: **15 Years**

(21) Appl. No.: **29/781,194**

(22) Filed: **Apr. 28, 2021**

(51) **LOC (13) Cl.** **15-02**

(52) **U.S. Cl.**
USPC **D15/7**

(58) **Field of Classification Search**
USPC D8/61, 68; D15/7-9; D24/111, 108,
D24/110; D10/57; D28/9, 57, 62, 93,
D28/99; D7/300-321
CPC F04B 39/102; F04B 33/005; F04B 53/14;
F04B 53/92; F04B 33/00; F04B 1/005;
F16L 37/18; F16L 37/20; F04D 13/06;
F04D 29/22; F04D 29/046; F04D
29/2266; F16K 11/048; F16K 15/20;
F16K 31/602

See application file for complete search history.

(56) **References Cited**

U.S. PATENT DOCUMENTS

D589,984 S * 4/2009 Roesler D15/7
D797,562 S * 9/2017 McCormack D9/529
D834,620 S * 11/2018 Neir F04B 35/04
D15/7
D838,748 S 1/2019 Gan
D838,749 S 1/2019 Gan
D865,006 S * 10/2019 Mao D15/7
D867,630 S * 11/2019 Benoit D26/28
D873,861 S * 1/2020 Mao D15/7

(Continued)

FOREIGN PATENT DOCUMENTS

CN 305385508 * 10/2019
CN 305707547 * 4/2020

(Continued)

OTHER PUBLICATIONS

Mayto, Mayto Portable Air Compressor Mini Inflator Electric Pump, (first available May 14, 2021), Amazon.com, URL:<https://www.amazon.com/Mayto-Pump%EF%BC%8CEmergency-Light%EF%BC%8CMobile-Power%EF%BC%8C2000mAh-Rechargeable/dp/B094XYSJZL> (Year: 2021).*

(Continued)

Primary Examiner — Calvin E Vansant

Assistant Examiner — Mark T. Philipps

(74) *Attorney, Agent, or Firm* — ScienBiziP, P.C.

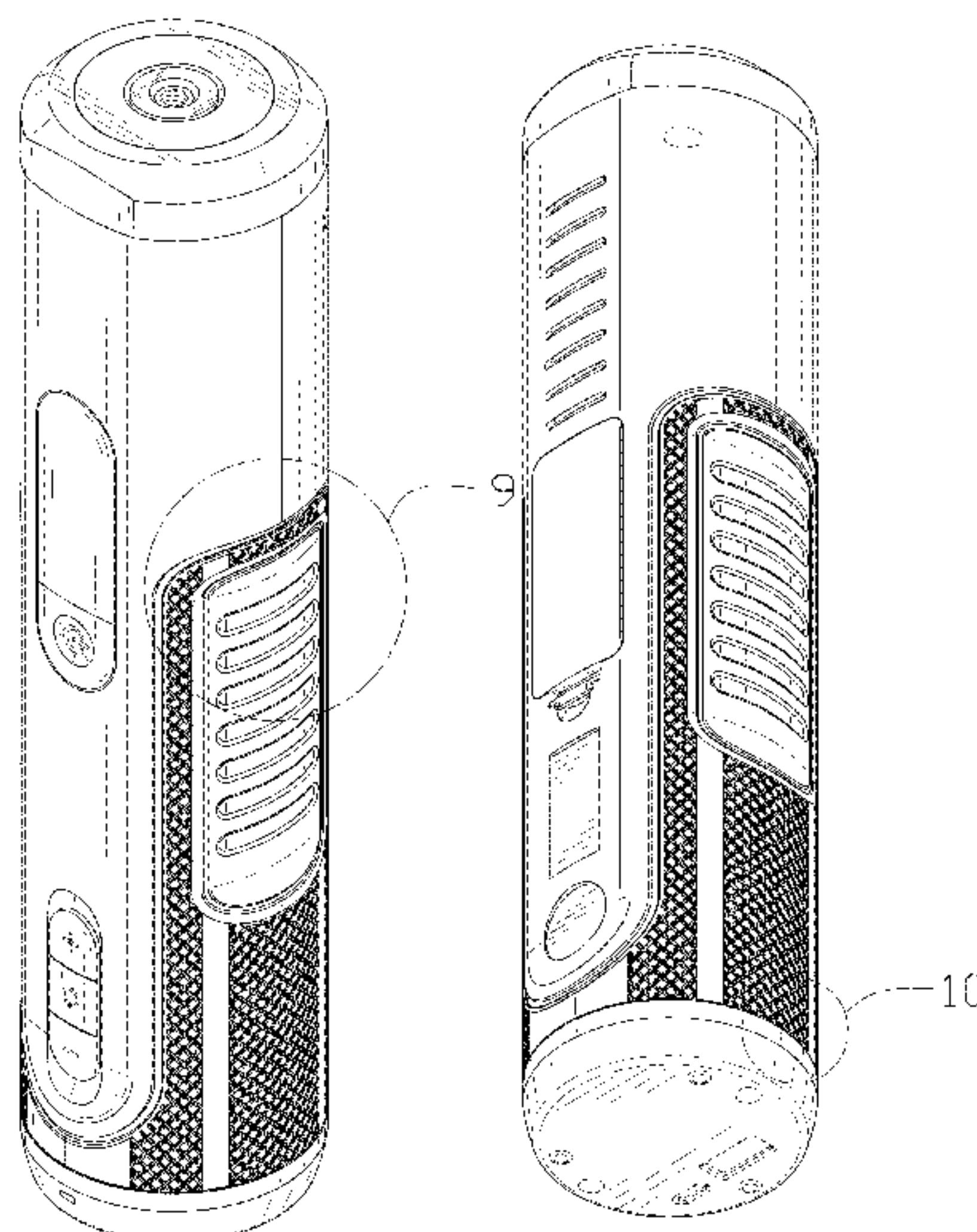
(57) **CLAIM**

The ornamental design for an inflator pump, as shown and described.

DESCRIPTION

FIG. 1 is a front, right, and top perspective view of an inflator pump, showing my design.
FIG. 2 is a rear, left, and bottom perspective view thereof.
FIG. 3 is a front elevation view thereof.
FIG. 4 is a rear elevation view thereof.
FIG. 5 is a left side elevation view thereof.
FIG. 6 is a right side elevation view thereof.
FIG. 7 is a top plan view thereof.
FIG. 8 is a bottom plan view thereof.
FIG. 9 is a partial enlarged view of an area labeled 9 in FIG. 1 comprising a side wall; and,
FIG. 10 is a partial enlarged view of an area labeled 10 in FIG. 2 comprising a mesh.
The dash-dash lines shown in the drawings are included for the purpose of illustrating portions of the inflator pump that form no part of the claimed design. The short dash, long dash, short dash lines on FIGS. 1, 2, 9 and 10 depict the bounds of the region taken from FIGS. 1 and 2 to be enlarged on FIGS. 9 and 10 and form no part of the claimed design.

1 Claim, 10 Drawing Sheets



(56)

References Cited

U.S. PATENT DOCUMENTS

D873,862 S * 1/2020 Mao D15/7
D874,877 S * 2/2020 Hu D7/608
D876,486 S * 2/2020 Chen D15/9
D882,638 S * 4/2020 Zhang D15/7
D926,229 S * 7/2021 He D15/7
D928,845 S * 8/2021 Sinico D15/9
D930,709 S * 9/2021 Mao D15/7
D930,710 S * 9/2021 Mao D15/7

FOREIGN PATENT DOCUMENTS

CN 306551070 * 5/2021
CN 306778110 * 8/2021
CN 306825391 * 9/2021

OTHER PUBLICATIONS

Airxwills, Electric Bike Pump, (first available Jul. 14, 2020),
Amazon.com, URL:<<https://www.amazon.com/dp/B08CXVBKTZ>>
(Year: 2020).*

* cited by examiner

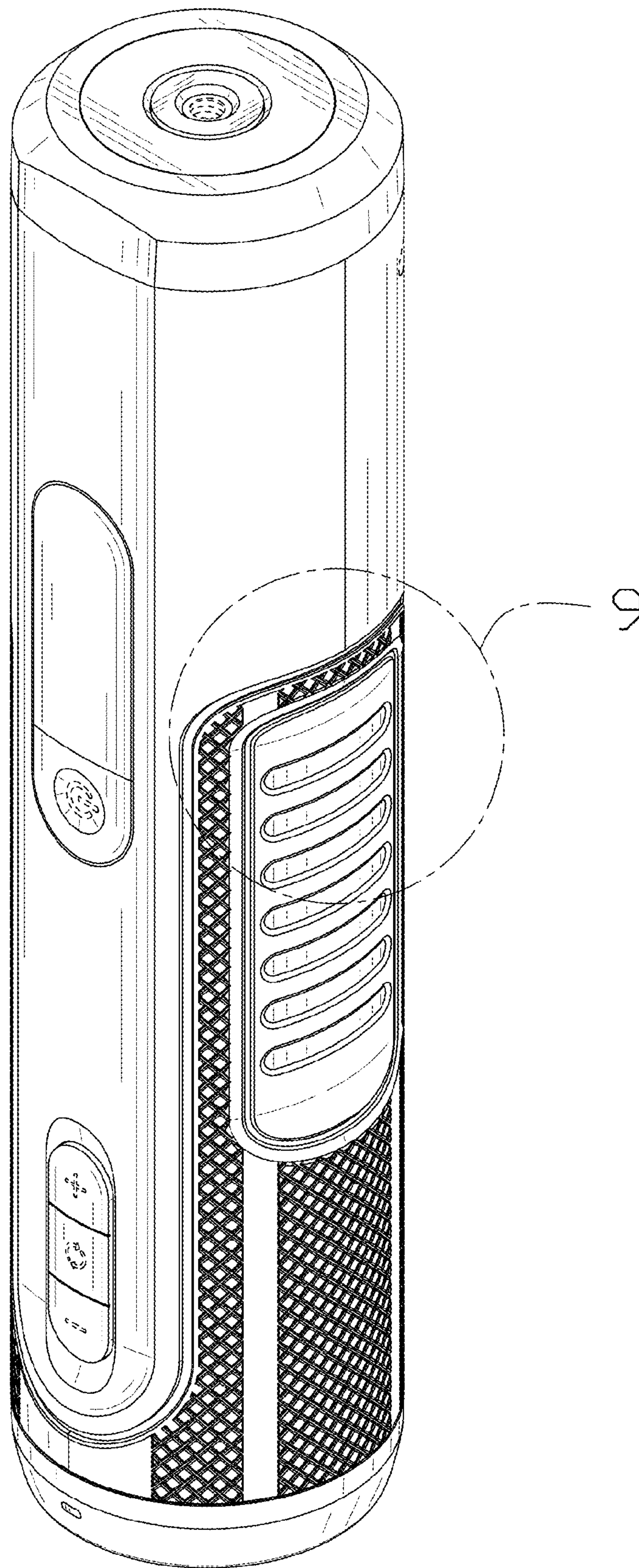


FIG. 1

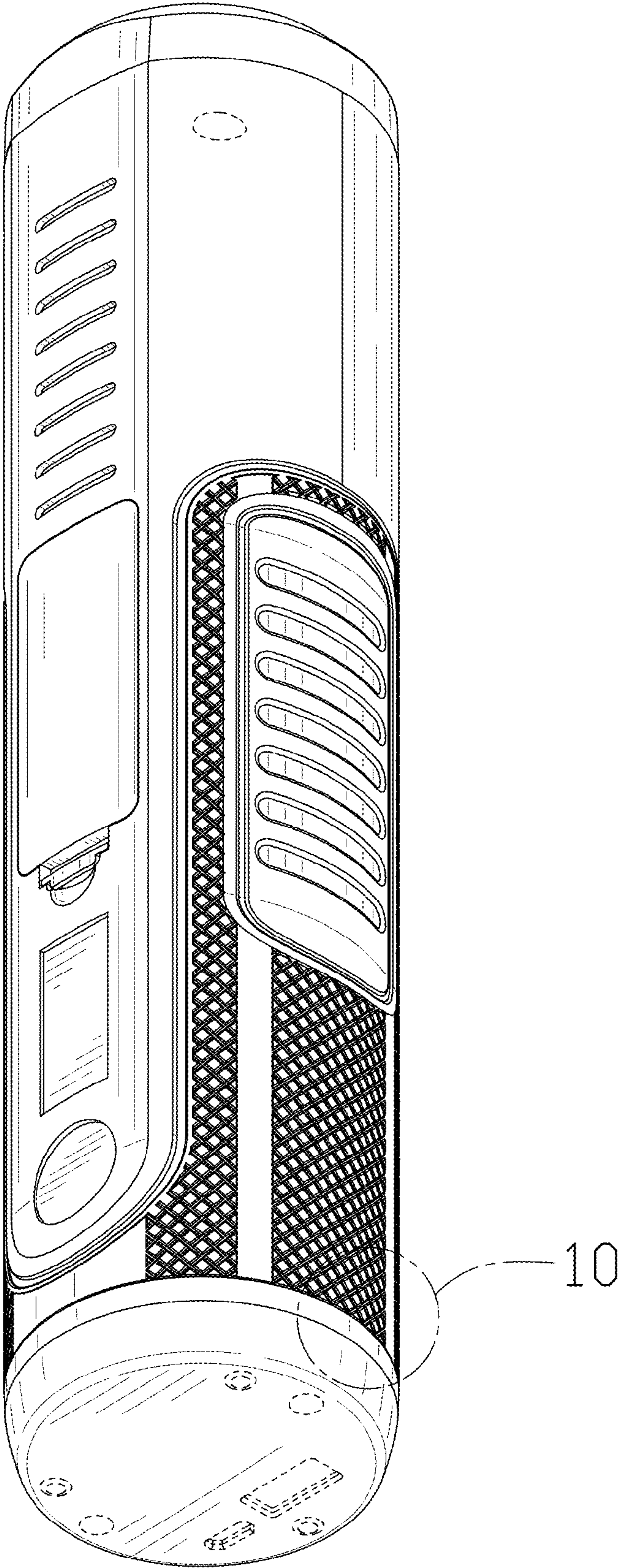


FIG. 2

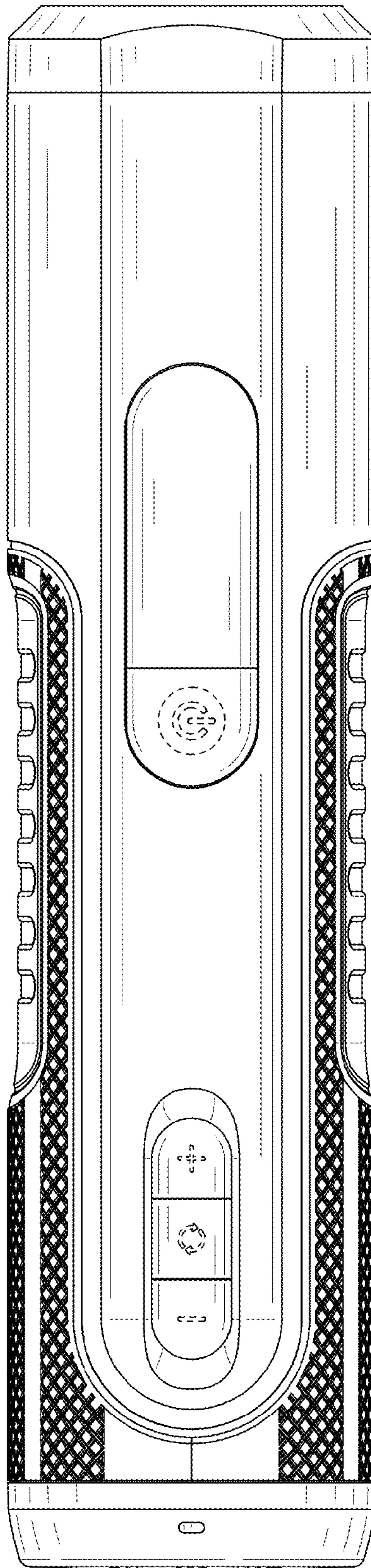


FIG. 3

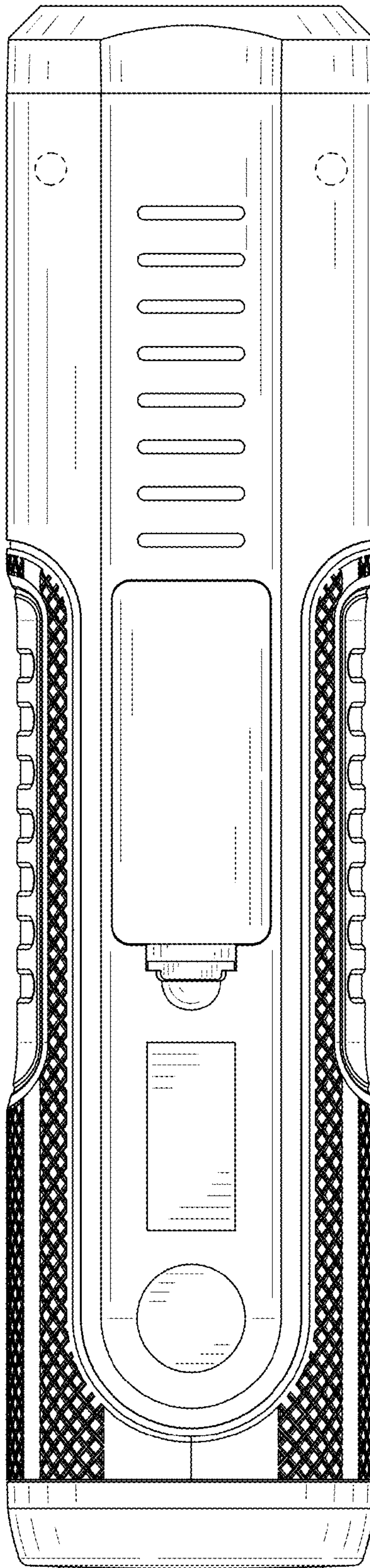


FIG. 4

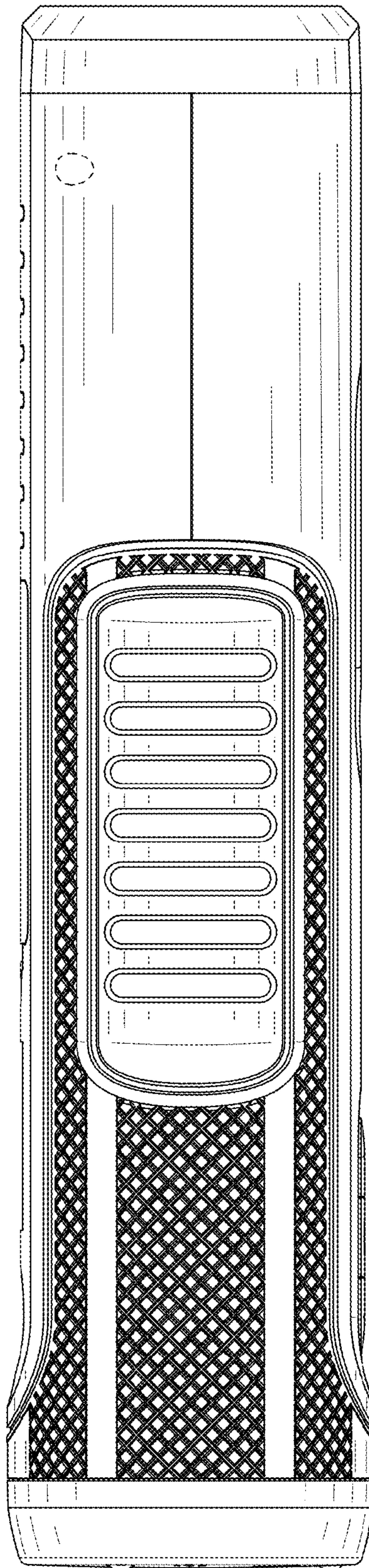


FIG. 5

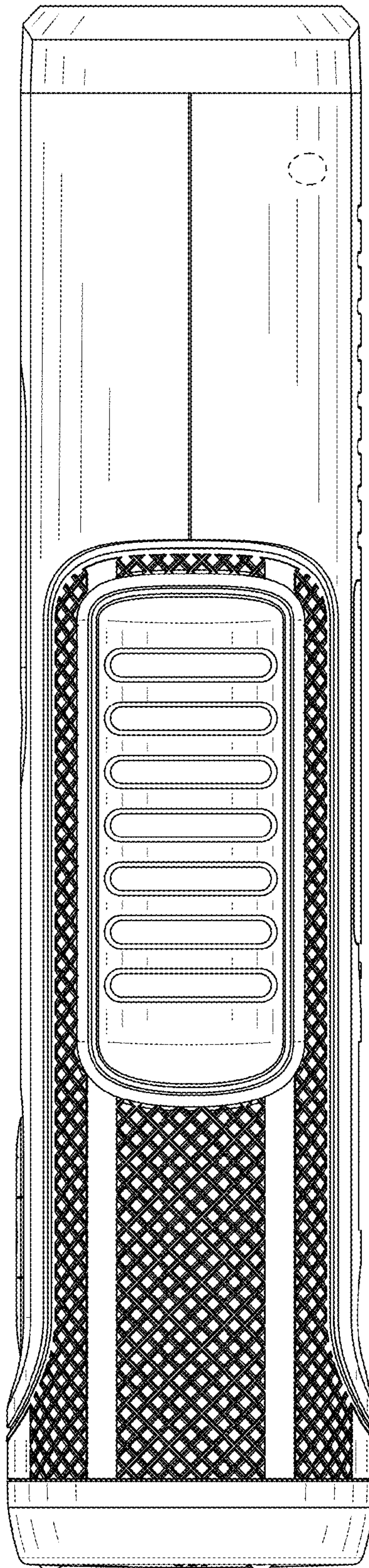


FIG. 6

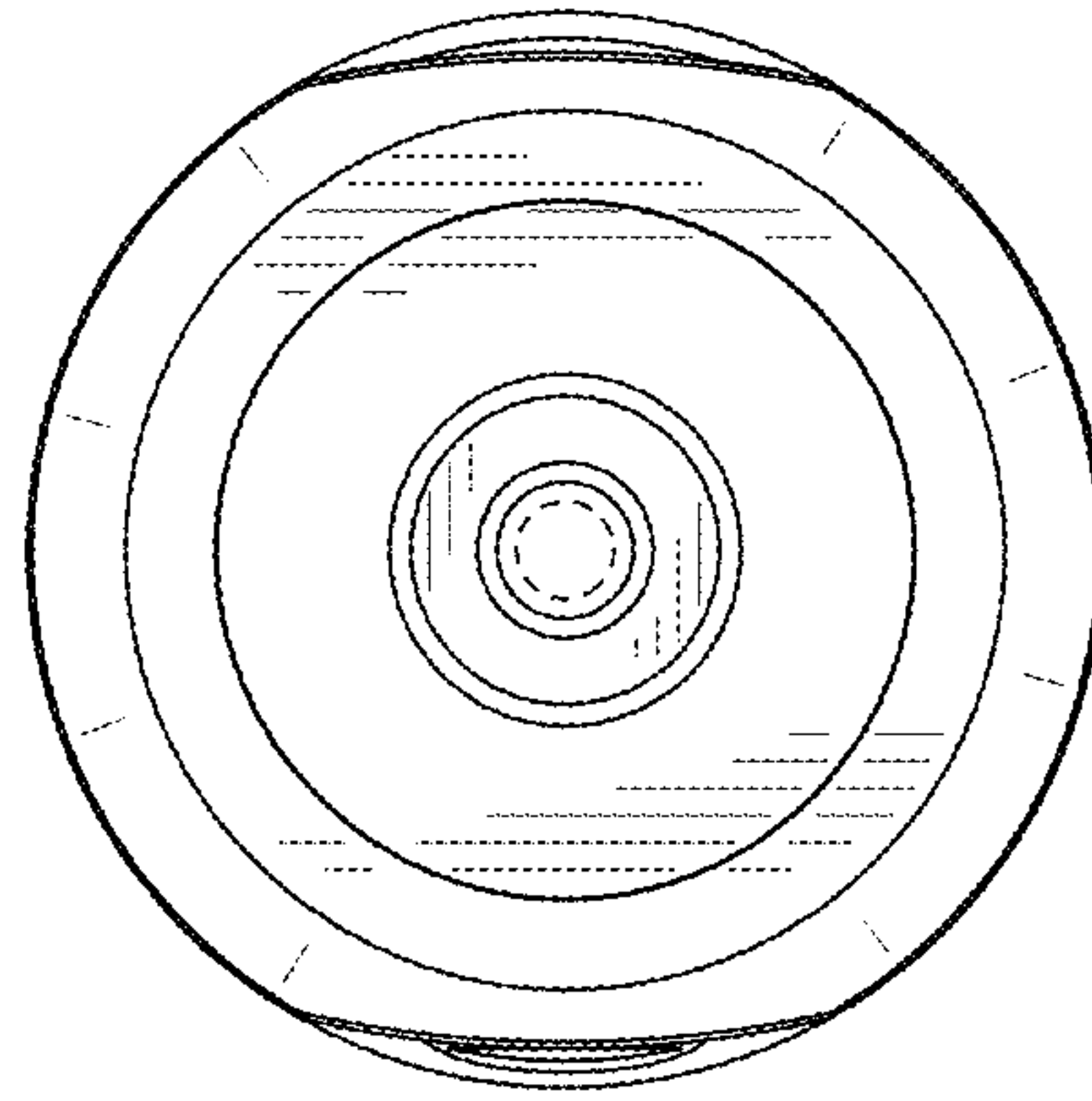


FIG. 7

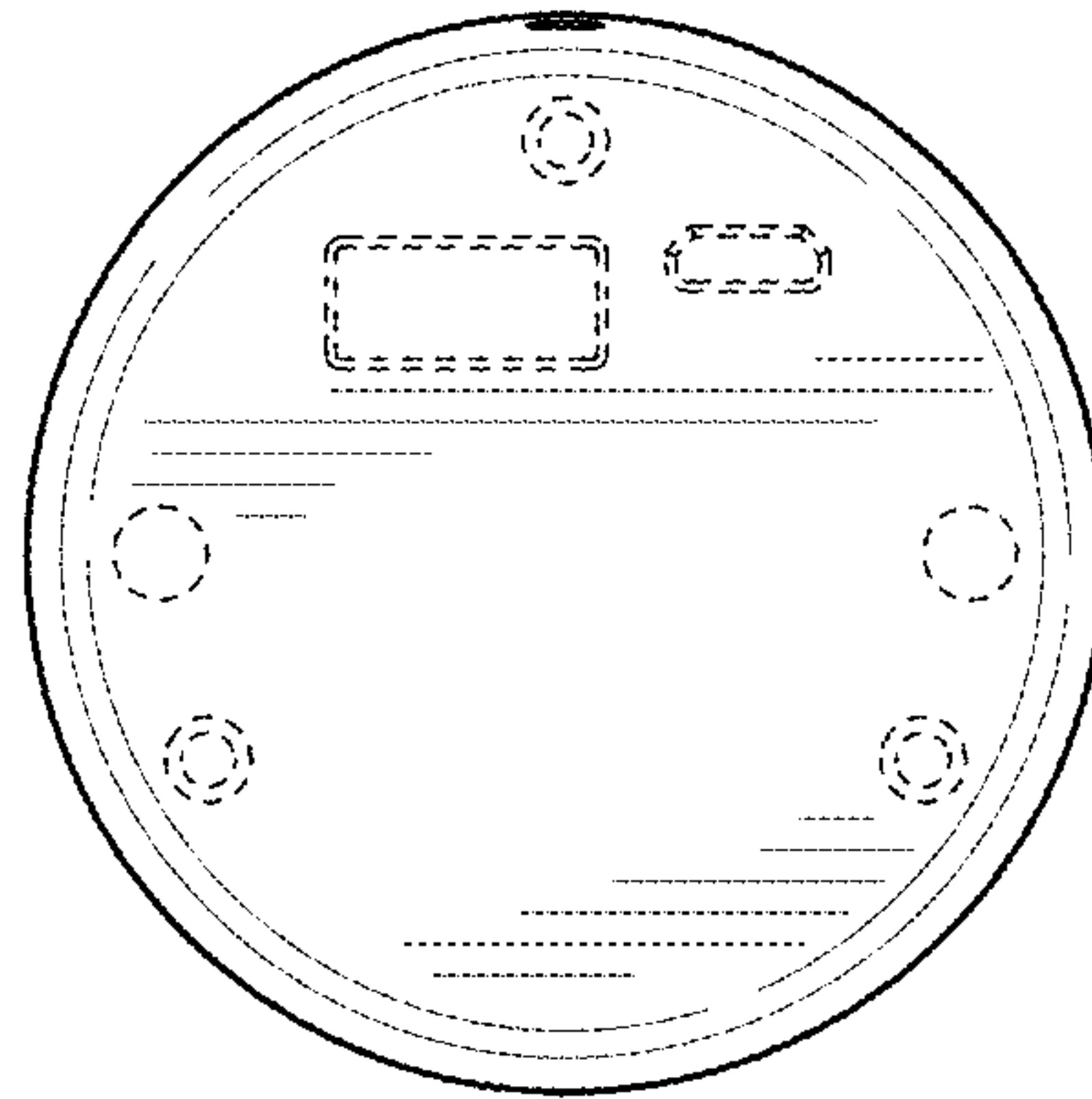


FIG. 8

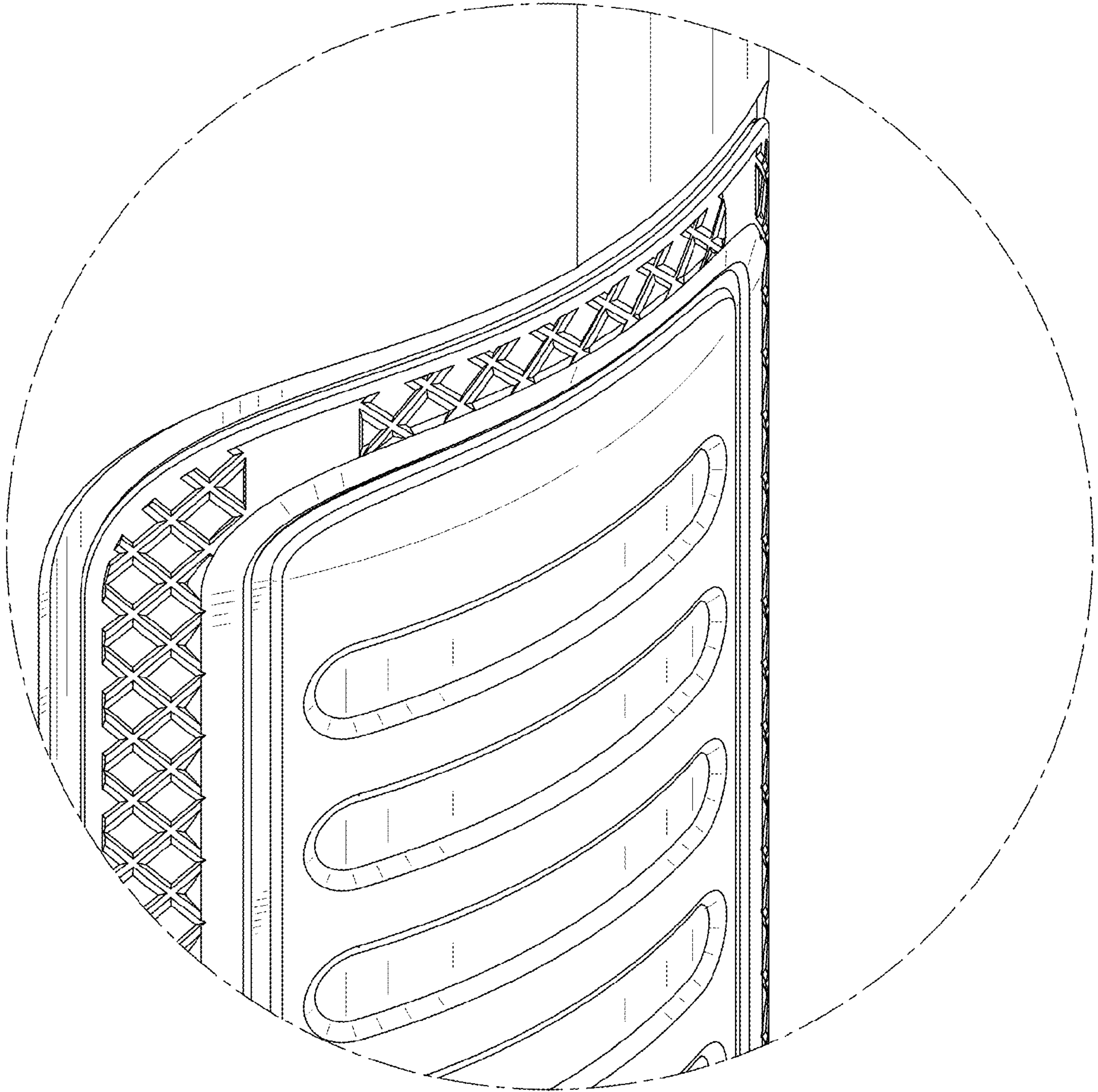


FIG. 9

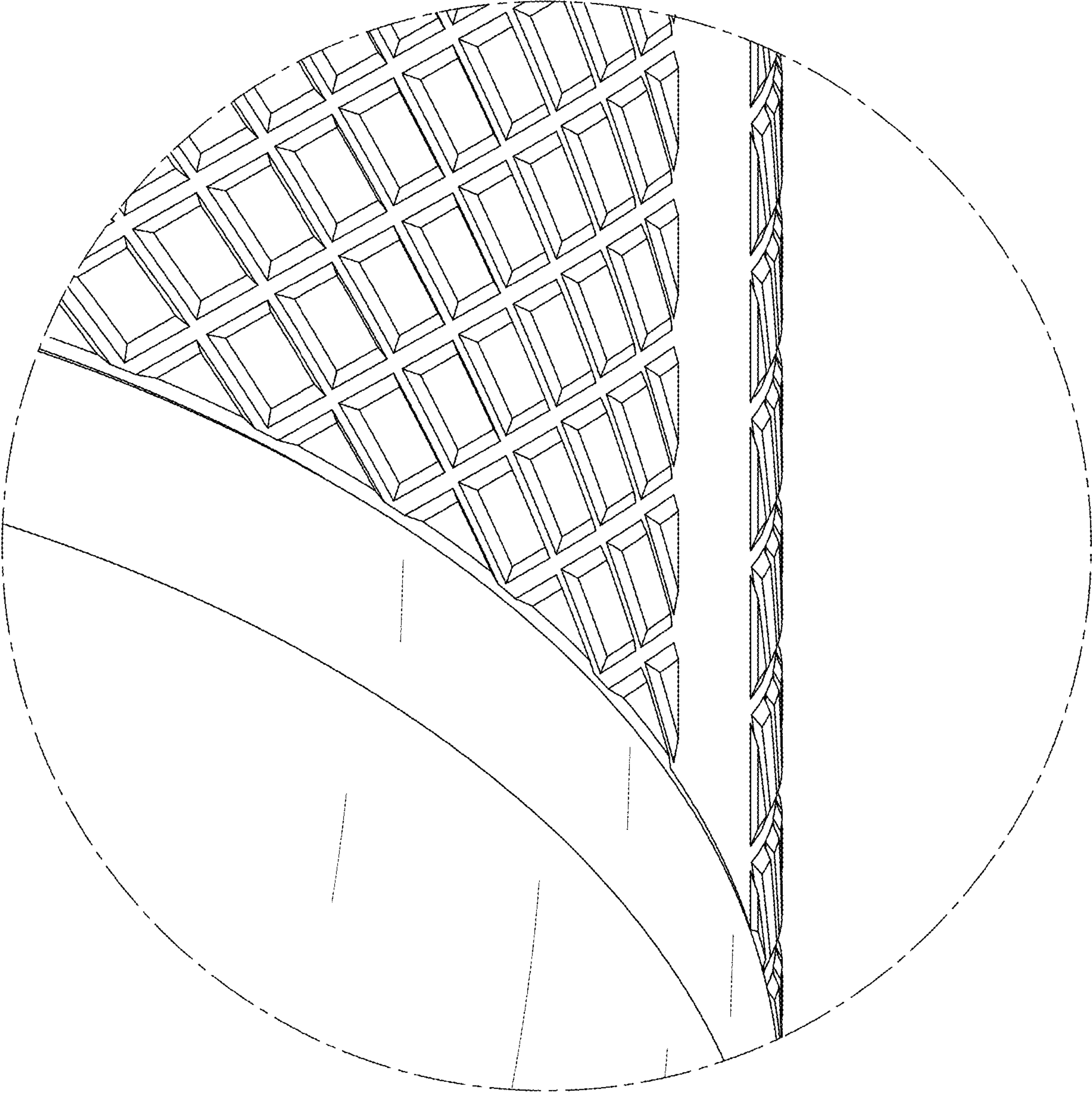


FIG. 10