



US00D952564S

(12) **United States Design Patent**
Blalock et al.

(10) **Patent No.:** **US D952,564 S**
(45) **Date of Patent:** **** May 24, 2022**

- (54) **ELECTRICAL CONNECTOR FOR TOWING VEHICLES**
- (71) Applicant: **HOPKINS MANUFACTURING CORPORATION**, Emporia, KS (US)
- (72) Inventors: **William Kring Blalock**, Emporia, KS (US); **Kyle M. Bennett**, Emporia, KS (US)
- (73) Assignee: **Hopkins Manufacturing Corporation**, Emporia, KS (US)
- (**) Term: **15 Years**
- (21) Appl. No.: **29/713,987**
- (22) Filed: **Nov. 20, 2019**
- (51) **LOC (13) Cl.** **13-03**
- (52) **U.S. Cl.**
USPC **D13/133; D13/156**
- (58) **Field of Classification Search**
USPC D13/13, 133, 146, 147, 123, 184, 199,
D13/118, 120, 154, 155, 156, 158, 152;
D12/106, 14

(Continued)

(56) **References Cited**

U.S. PATENT DOCUMENTS

- D361,313 S * 8/1995 Sai D13/146
- 6,749,438 B1 * 6/2004 Scheller B60D 1/62
439/35

(Continued)

OTHER PUBLICATIONS

CURT—7-Way RV Blade Connector. Date: Dec. 2, 2005. [online].
[Site visited Sep. 10, 2021]. Available from Internet URL: <https://www.amazon.com/dp/B0009FB7DA/> (Year: 2005).*

(Continued)

Primary Examiner — Susan Bennett Hattan
Assistant Examiner — Landon Thomas Cassell
(74) *Attorney, Agent, or Firm* — Hovey Williams LLP

(57) **CLAIM**

The ornamental design for an electrical connector for towing vehicles, as shown and described.

DESCRIPTION

FIG. 1 is a front perspective view of the electrical connector for towing vehicles of the present invention with the broken lines in the drawing depicting environmental subject matter only and forming no part of the claimed design;

FIG. 2 is a top front perspective view of the electrical connector for towing vehicles of the present invention with the broken lines in the drawing depicting environmental subject matter only and forming no part of the claimed design;

FIG. 3 is a bottom left rear perspective view of the electrical connector for towing vehicles of the present invention with the broken lines in the drawing depicting environmental subject matter only and forming no part of the claimed design;

FIG. 4 is a front elevational view of the electrical connector for towing vehicles of the present invention with the broken lines in the drawing depicting environmental subject matter only and forming no part of the claimed design;

FIG. 5 is a left side elevational view of the electrical connector for towing vehicles of the present invention with the broken lines in the drawing depicting environmental subject matter only and forming no part of the claimed design;

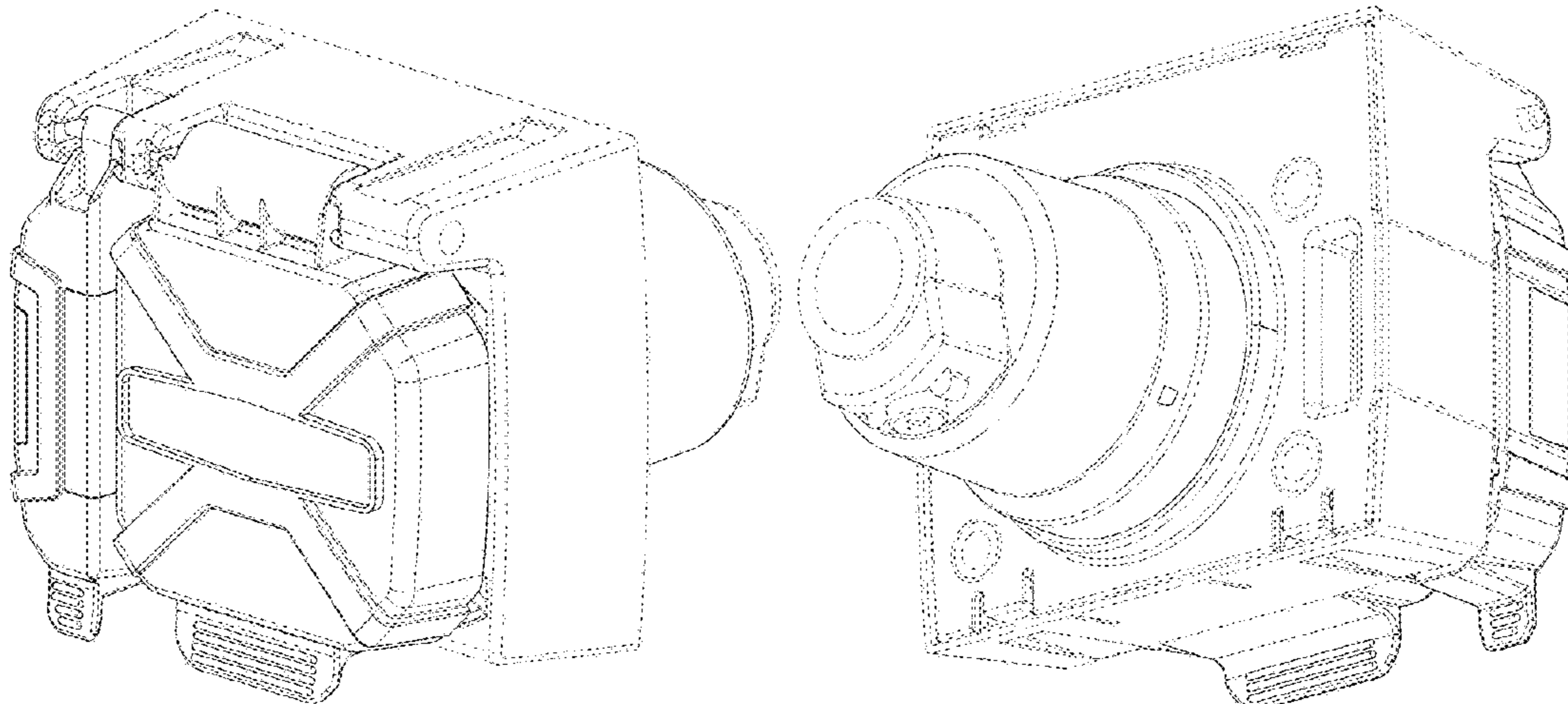
FIG. 6 is a right side elevational view of the electrical connector for towing vehicles of the present invention with the broken lines in the drawing depicting environmental subject matter only and forming no part of the claimed design;

FIG. 7 is a top plan view of the electrical connector for towing vehicles of the present invention with the broken lines in the drawing depicting environmental subject matter only and forming no part of the claimed design;

FIG. 8 is a bottom plan view of the electrical connector for towing vehicles of the present invention with the broken lines in the drawing depicting environmental subject matter only and forming no part of the claimed design; and,

FIG. 9 is a rear elevational view of the electrical connector for towing vehicles of the present invention with the broken lines in the drawing depicting environmental subject matter only and forming no part of the claimed design.

1 Claim, 9 Drawing Sheets



(58) **Field of Classification Search**
 CPC H01R 13/52; H01R 13/5202; H01R
 13/5205; H01R 13/5208; H01R 13/5213;
 H01R 13/639; H01R 13/40; H01R 13/74;
 H01R 13/62; H01R 2201/00; H01R
 9/223; H01R 4/4818; H01R 4/24; H01R
 4/48; H01R 4/38; H01R 4/2441; H01R
 4/2458; H01R 4/60

See application file for complete search history.

(56) **References Cited**

U.S. PATENT DOCUMENTS

D595,238 S * 6/2009 Vigorito D13/156
 D597,487 S * 8/2009 Barnes, Jr. D13/139.1
 D614,573 S * 4/2010 Ihde D13/139.1
 D618,176 S * 6/2010 Kato D13/146
 D646,224 S * 10/2011 Guo D13/147
 D699,681 S * 2/2014 Slack D13/146

D709,461 S * 7/2014 Dahl D13/156
 D725,519 S * 3/2015 Drew D10/75
 D768,080 S * 10/2016 Parks D13/133
 D829,665 S * 10/2018 Zhu D13/144
 D855,026 S * 7/2019 Miller D13/158
 D864,793 S * 10/2019 Olsen D12/106
 2018/0244117 A1* 8/2018 Troutman H01R 35/04

OTHER PUBLICATIONS

Hopkins—Endurance Multi-Tow. Date: Apr. 27, 2016. [online].
 [Site visited Sep. 14, 2021]. Available from Internet URL: <https://www.amazon.com/dp/B08S2YGV5N/> (Year: 2016).*
 Connectors. (Design—© Questel) orbit.com. [Online PDF compi-
 lation of references] 29 pgs. Print Dates Range May 16, 2012-Jan.
 17, 2020 [Retrieved Sep. 17, 2021]. Available from Internet URL:
<https://www.orbit.com/export/UCZAH96B/pdf4/a0040f0b-ae98-40d7-bafa-4f73c368dc2e-174556.pdf> (Year: 2021).*

* cited by examiner

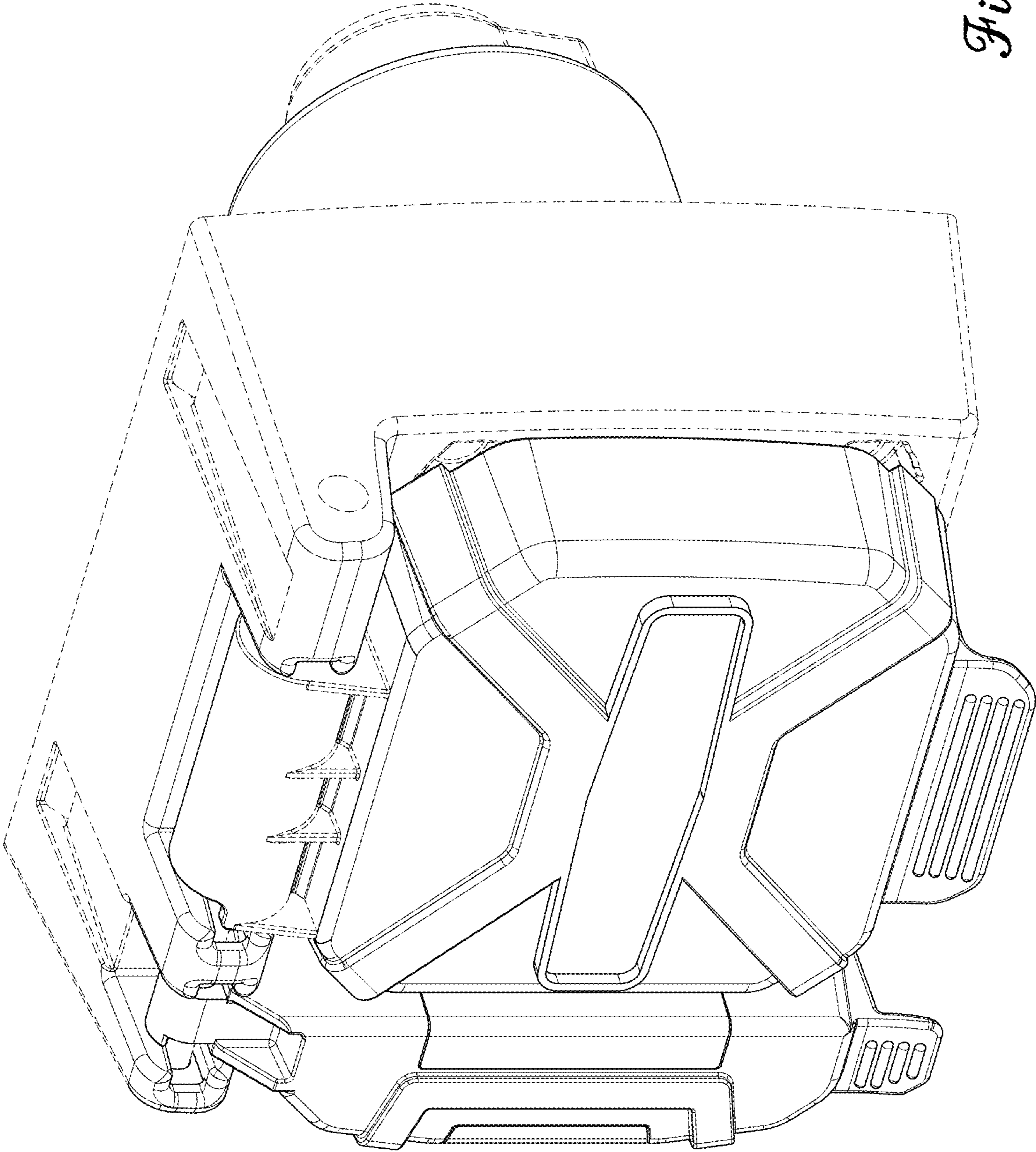


Fig. 1.

Fig. 2.

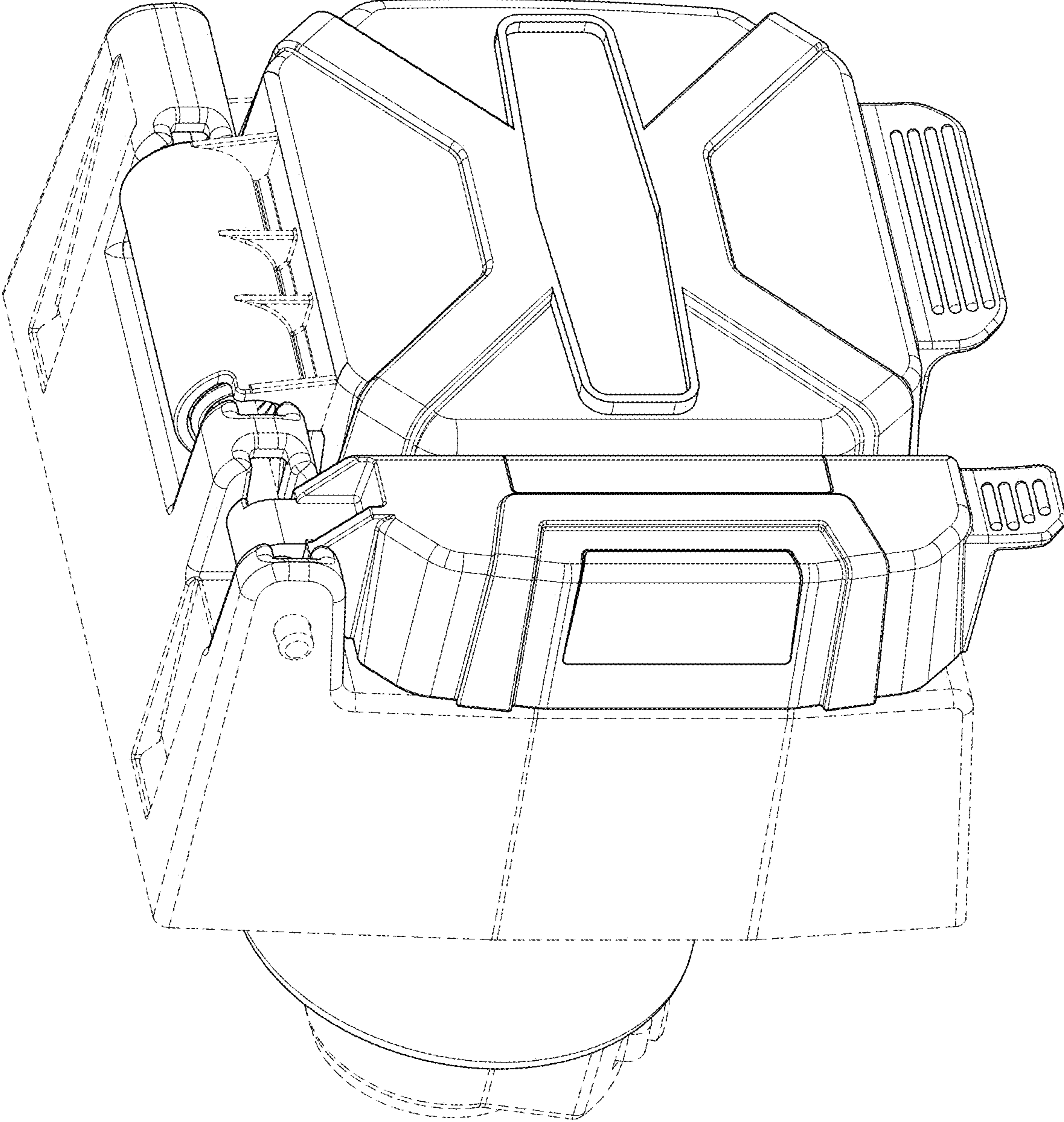


Fig. 3.

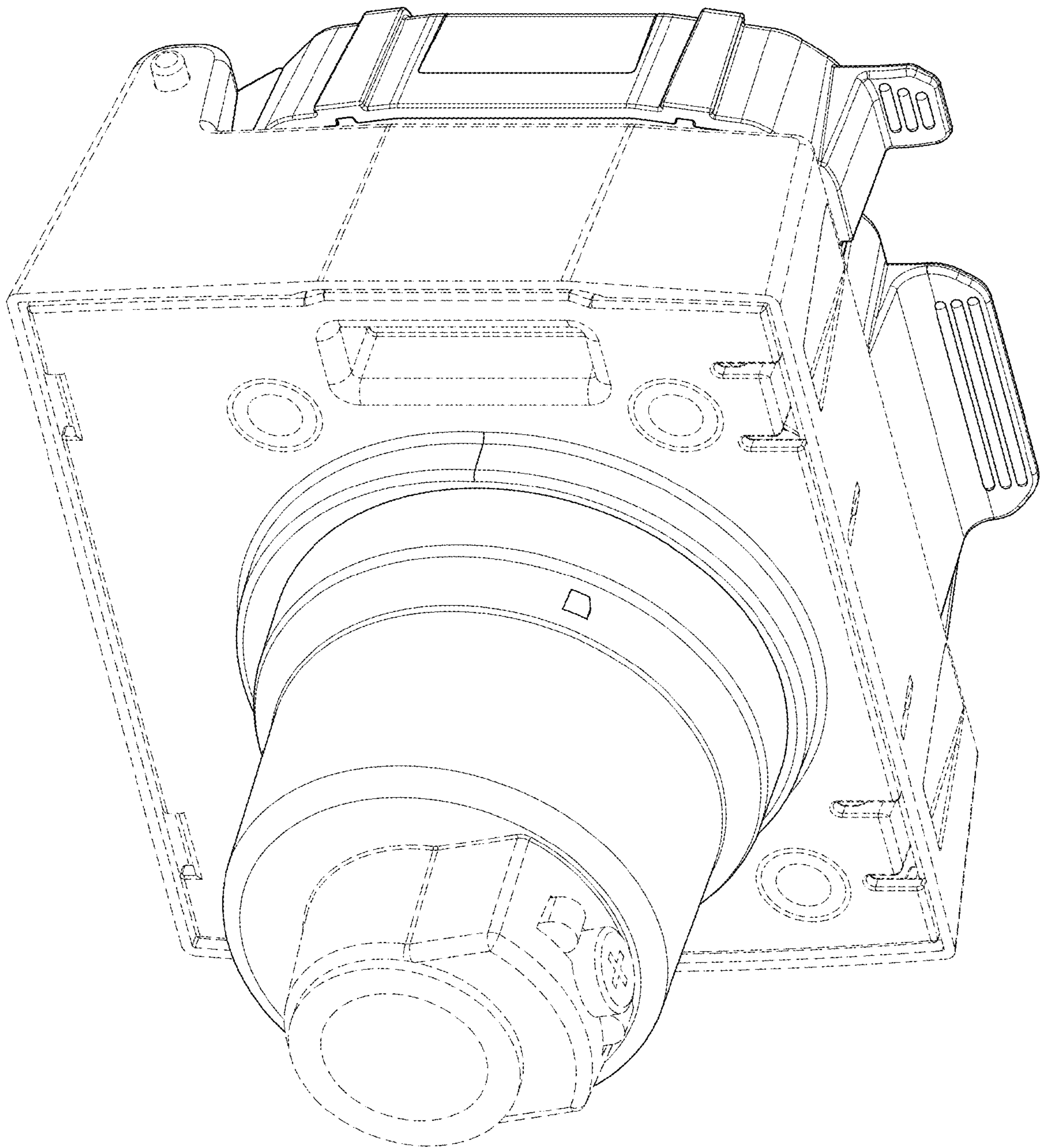
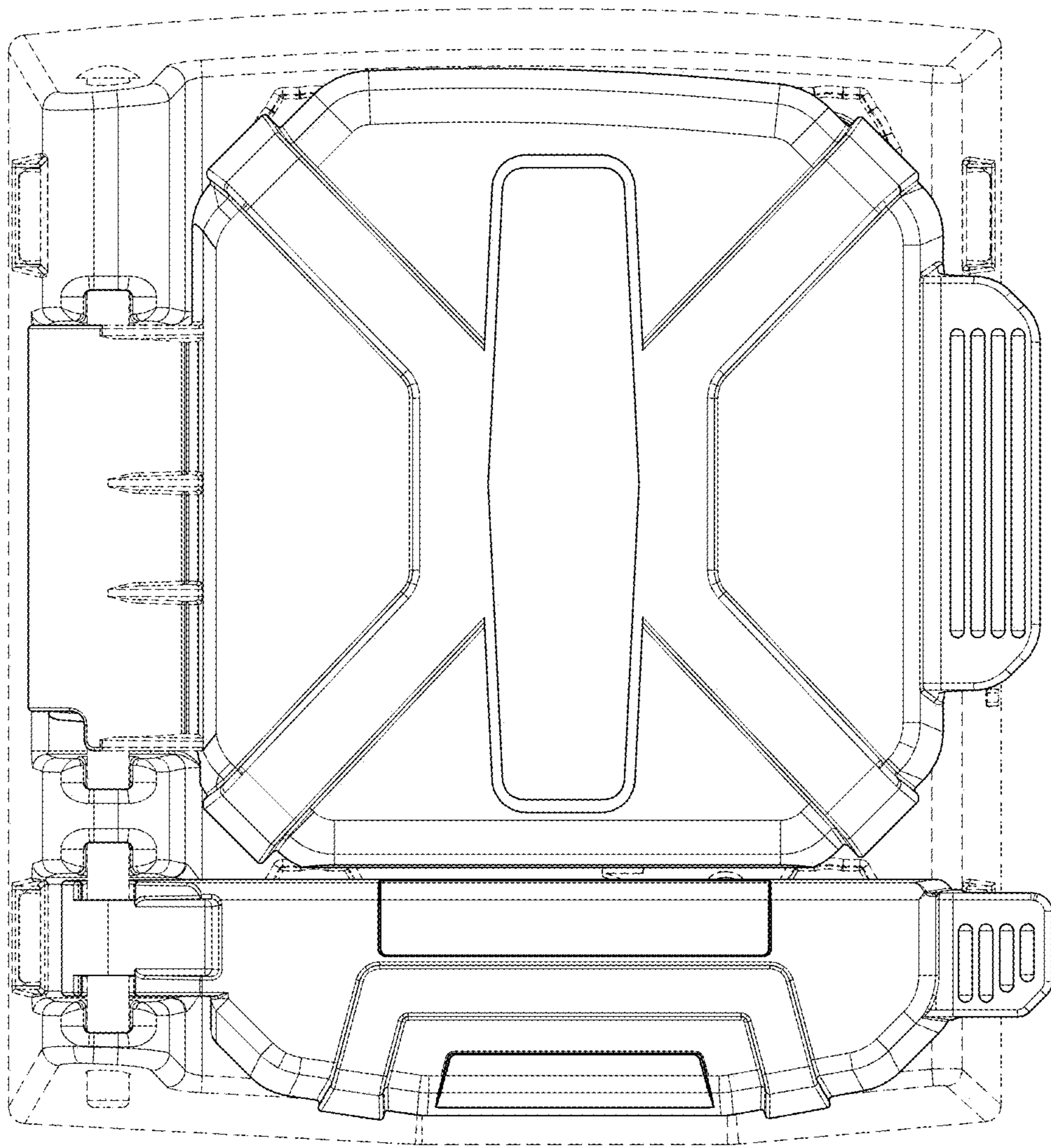


Fig. 4.



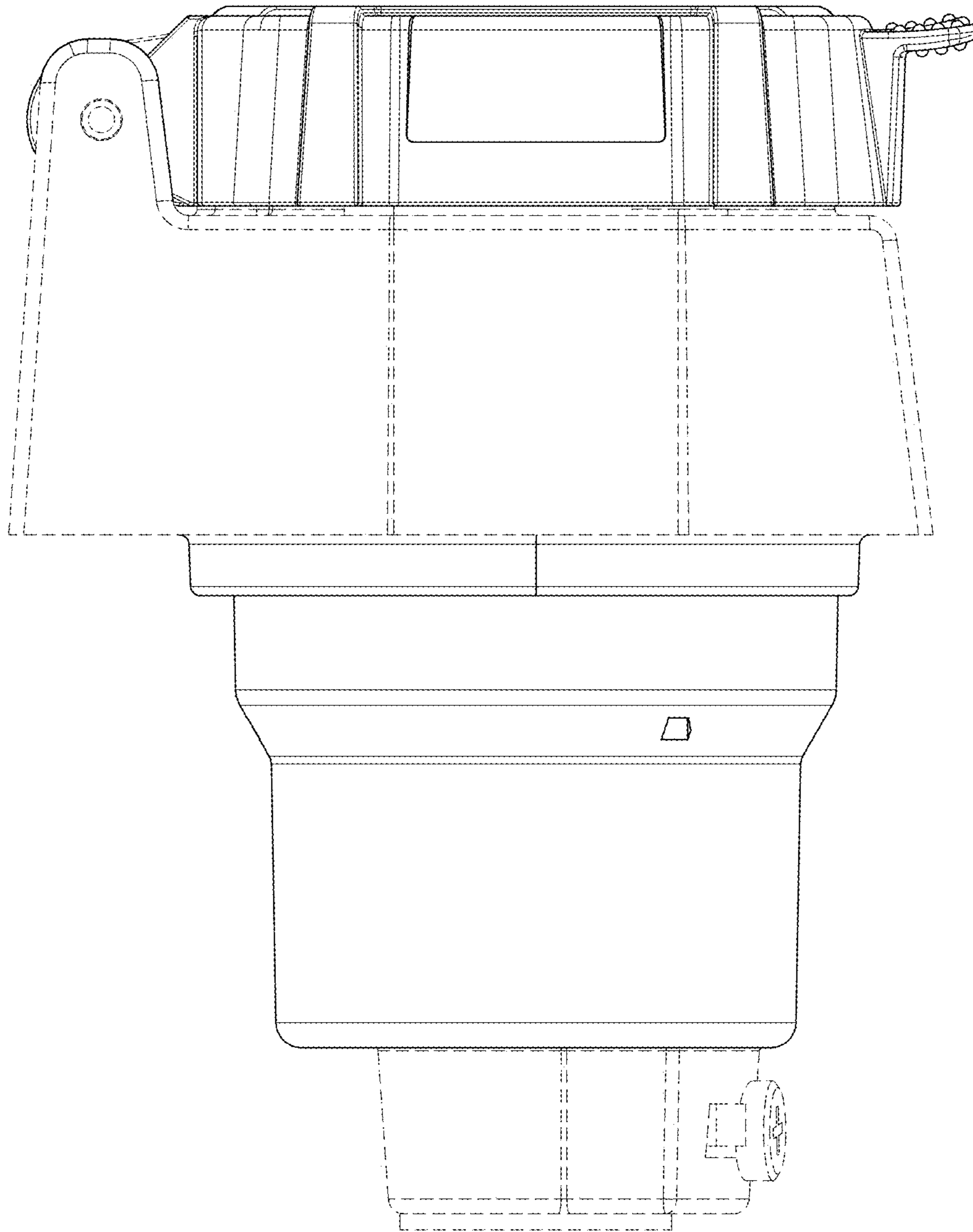


Fig. 5.

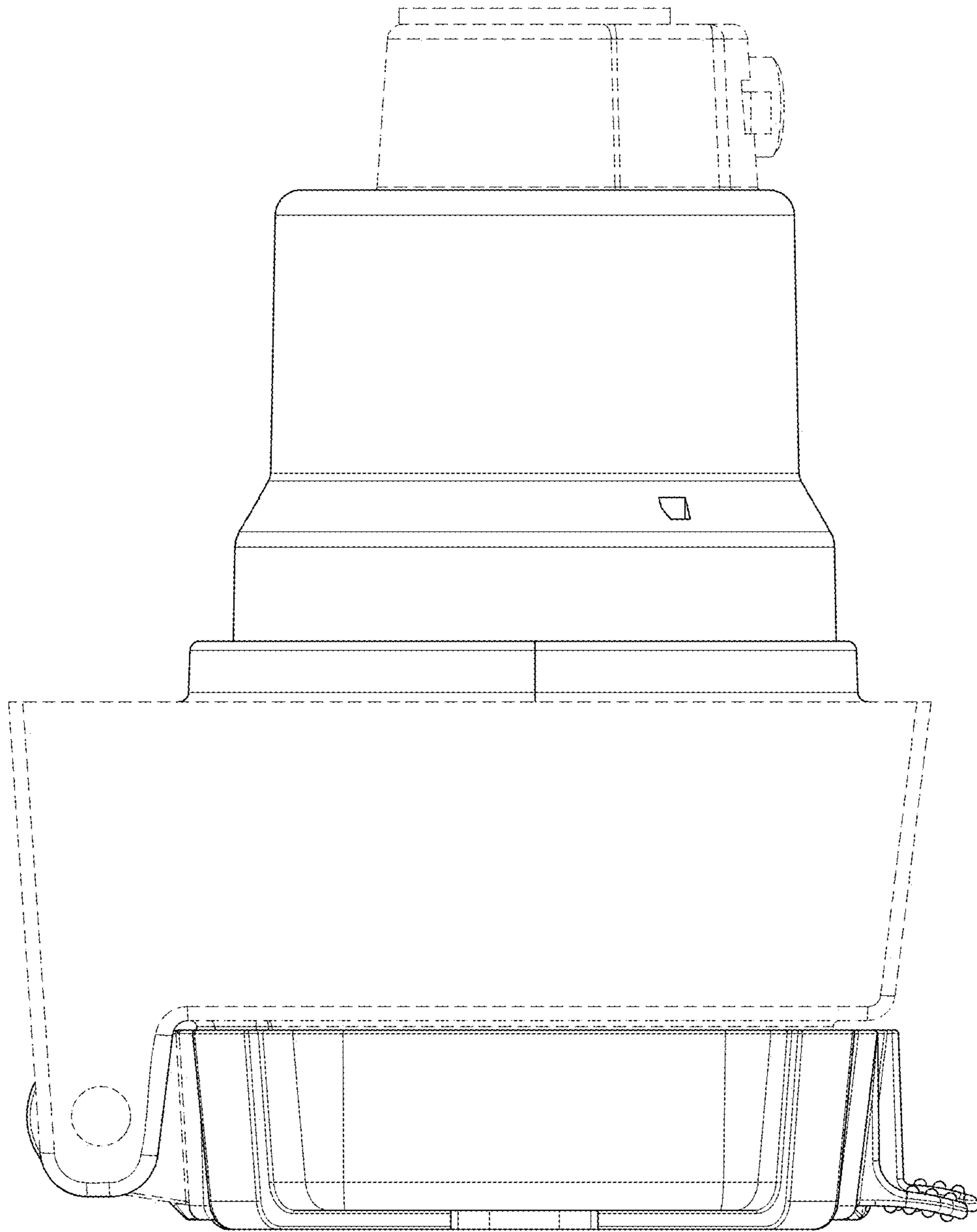


Fig. 6.

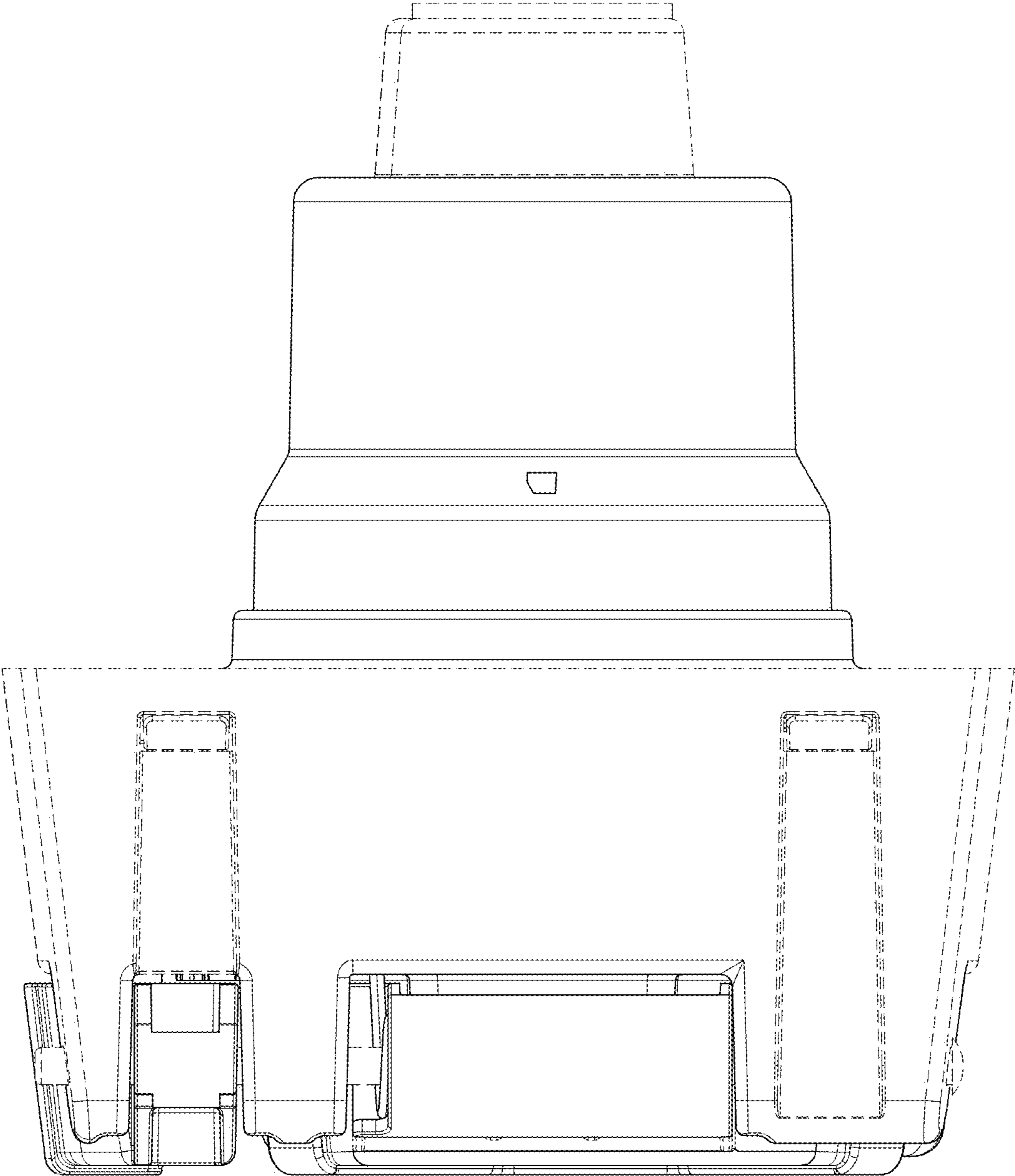


Fig. 7.

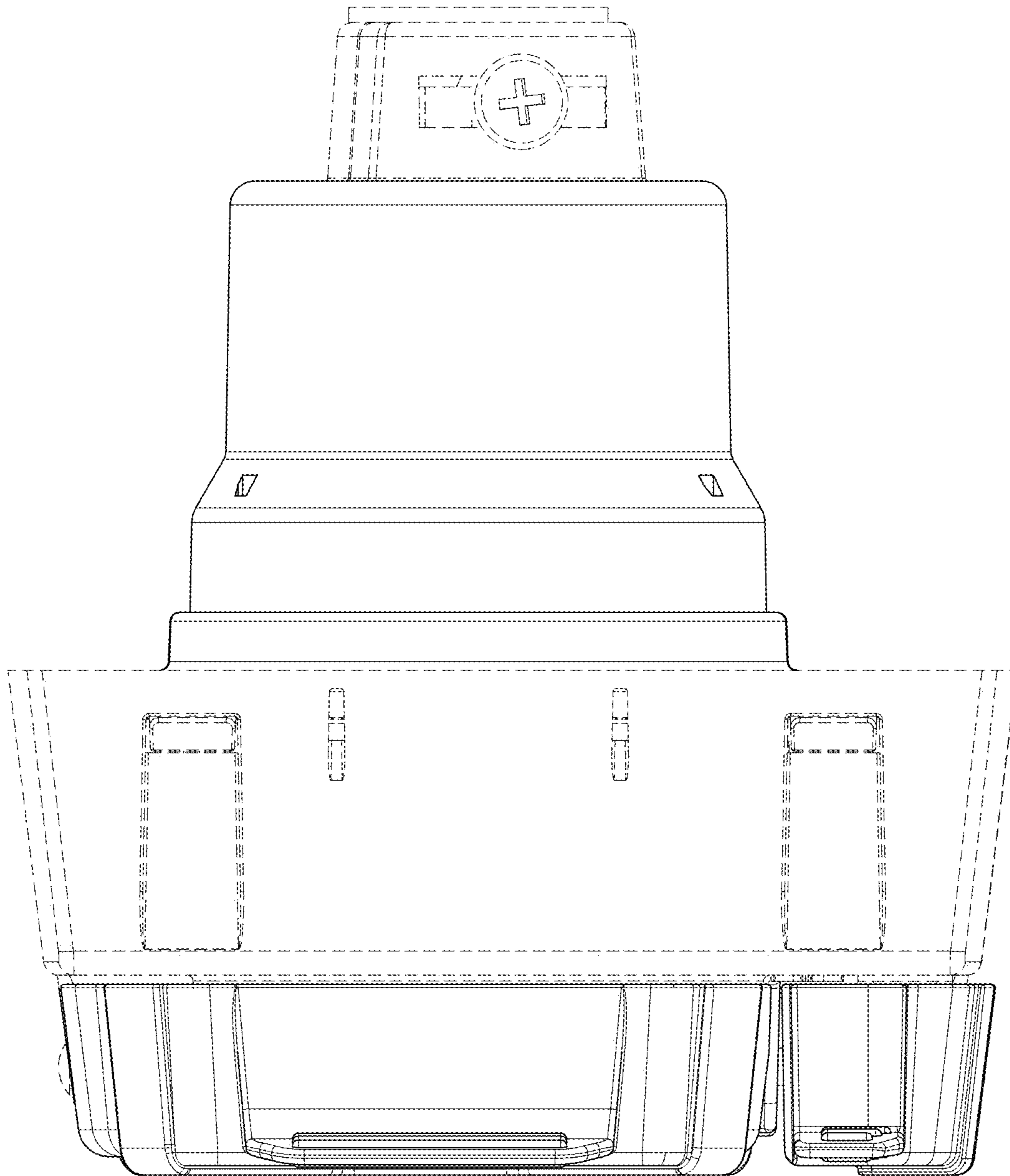


Fig. 8.

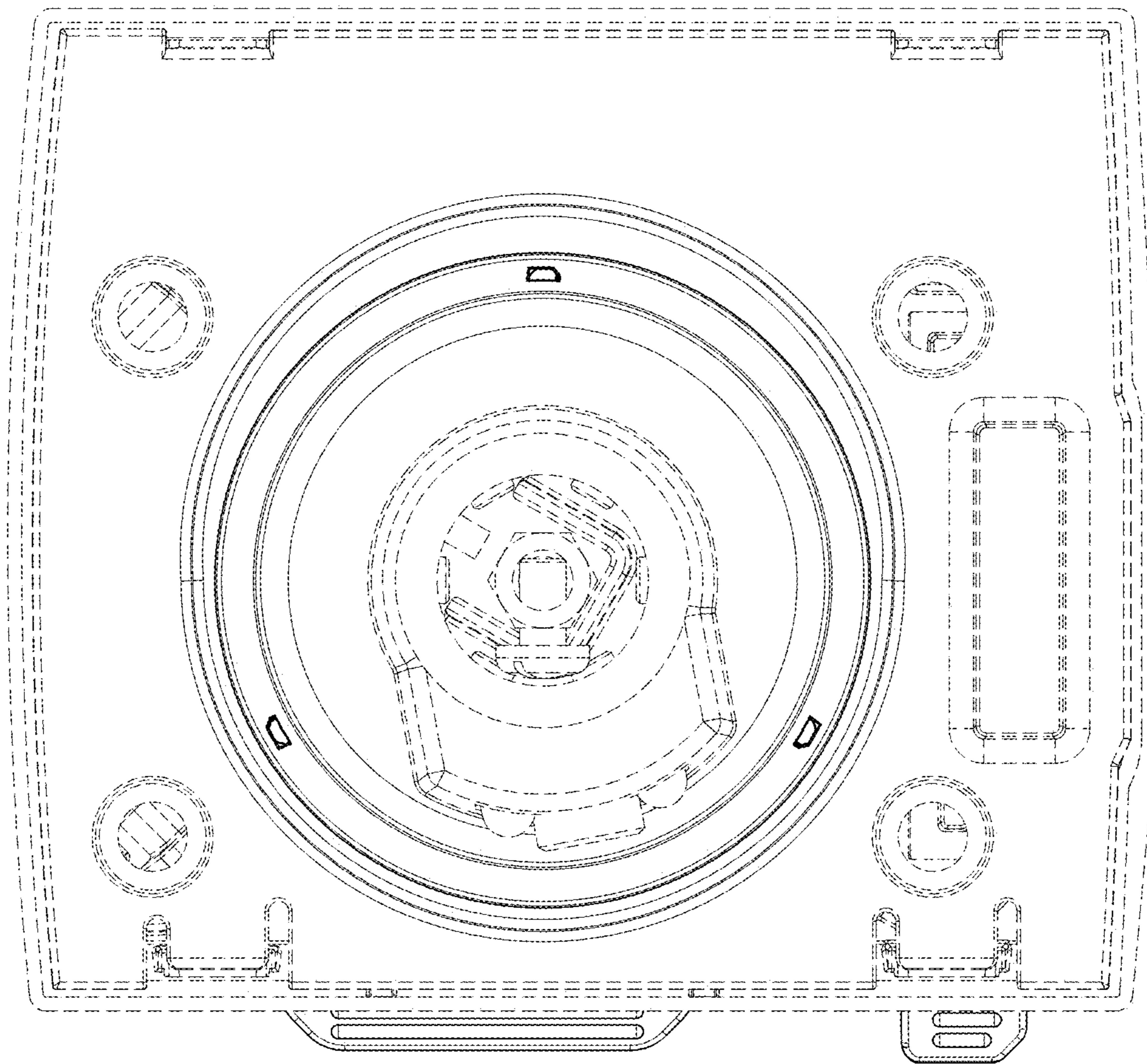


Fig. 9.