



US00D952545S

(12) **United States Design Patent** (10) **Patent No.:** **US D952,545 S**  
**Davis et al.** (45) **Date of Patent:** **\*\* May 24, 2022**

(54) **TIRE**

(71) Applicant: **The Goodyear Tire & Rubber Company, Akron, OH (US)**  
(72) Inventors: **Christopher Byron Davis**, North Canton, OH (US); **Andrew John Norwood**, Ivanhoe (AU); **Zachary William Juergens**, Canton, OH (US); **Cyril Jean-Louis Bomble**, Arville (BE); **Brian Rene Bourel**, Schieren (LU); **Christopher John Lane**, Medina, OH (US); **Mark Anthony Canankamp**, Wadsworth, OH (US); **Mihir Singh Meetarbhan**, Blaschette (LU); **Sebastien Penin**, Mertzig (LU); **Ganesh Viswanathan**, Luxembourg (LU); **Nicholas William Fazio**, Uniontown, OH (US)

(73) Assignee: **The Goodyear Tire & Rubber Company, Akron, OH (US)**

(\*\*) Term: **15 Years**

(21) Appl. No.: **29/704,148**

(22) Filed: **Sep. 3, 2019**

(51) **LOC (13) Cl.** ..... **12-15**

(52) **U.S. Cl.**  
USPC ..... **D12/601**

(58) **Field of Classification Search**  
USPC ..... **D12/568-605, 900**

(Continued)

(56) **References Cited**

**U.S. PATENT DOCUMENTS**

D350,095 S 8/1994 Anderson et al. .... D12/147  
D368,690 S 4/1996 Heinen et al. .... D12/147

(Continued)

**OTHER PUBLICATIONS**

U.S. Appl. No. 29/662,333, filed Sep. 5, 2018, Fox, Goodyear.

(Continued)

*Primary Examiner* — John A Voytek

(74) *Attorney, Agent, or Firm* — Robert N. Lipsik; June E. Rickey

(57) **CLAIM**

The ornamental design for a tire, as shown and described.

**DESCRIPTION**

FIG. 1 is a perspective view of a tire showing our new design, it being understood that the pattern repeats uniformly throughout the circumference of the tread;

FIG. 2 is a front elevational view thereof;

FIG. 3 is a right side elevational view thereof; the left side elevational view being identical thereto;

FIG. 4 is an enlarged fragmentary front elevational view thereof taken along line 4-4 of FIG. 2;


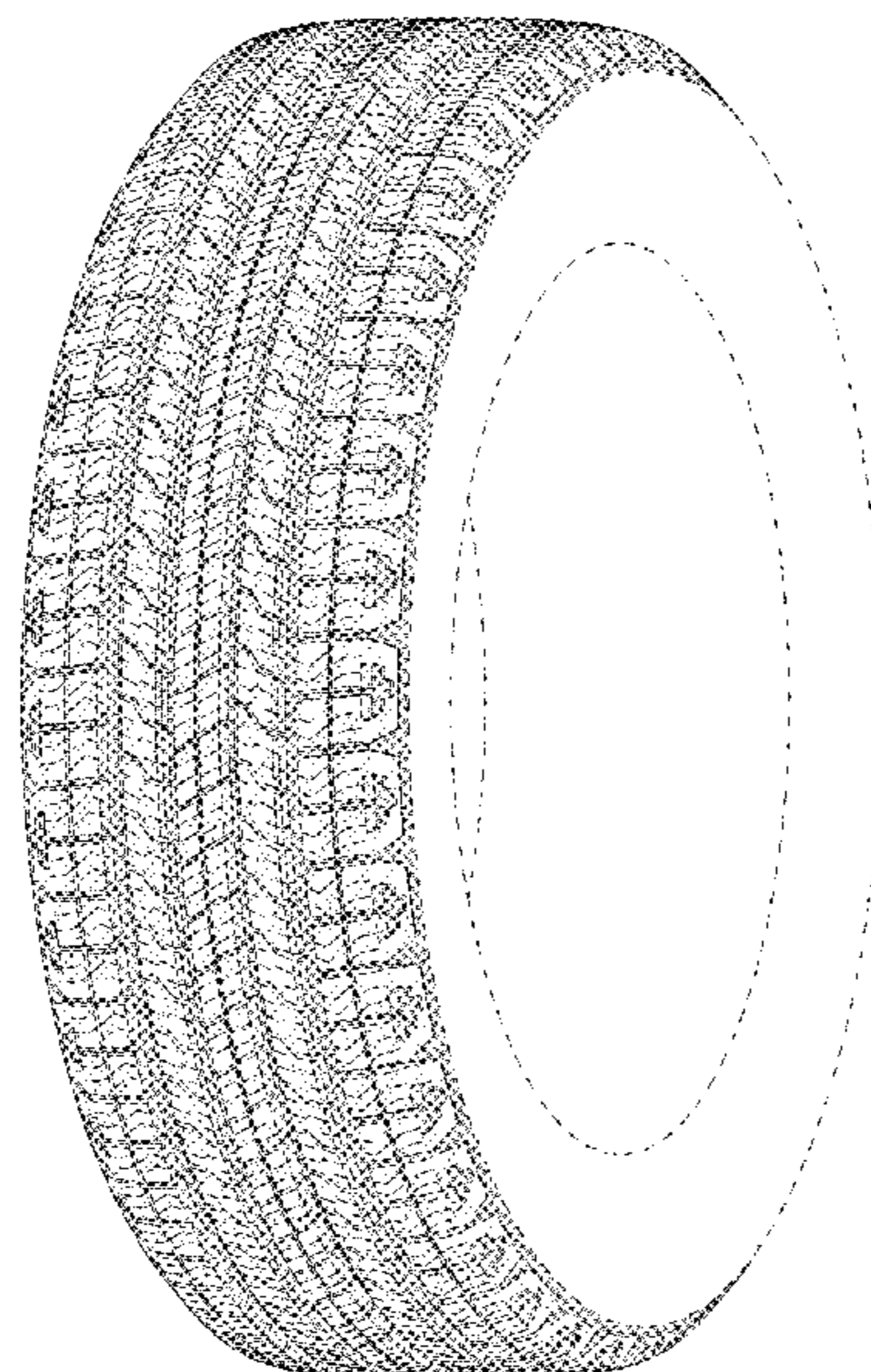
FIG. 5 is a perspective view of a second embodiment of a tire showing our new design, it being understood that the interior of the tire forms no part of the claim, that the pattern repeats uniformly throughout the circumference of the tread and that the opposite side view is identical thereto; and,

FIG. 6 is a front elevational view of a second embodiment, it being understood that an enlarged fragmentary view thereof would be substantially identical to that shown in FIG. 4, with the exception of the inclusion of the sidewall in the claim.

In the drawings, the broken lines immediately adjacent to the outer edges of the tire shoulder represent boundaries of the claim, and the broken lines depict environmental subject matter only and form no part of the claimed design.

The dashed broken lines indicating an enlargement portion of the design form no part of the claimed design.

**1 Claim, 6 Drawing Sheets**



(58) **Field of Classification Search**

CPC ..... Y10T 152/10027; B60C 1/0016; B60C  
11/0306; B60C 11/0302; B60C 3/06;  
B60C 9/17

See application file for complete search history.

(56) **References Cited**

U.S. PATENT DOCUMENTS

D382,521 S	8/1997	Consolacion et al. ....	D12/147
D384,619 S	10/1997	Attinello et al. ....	D12/147
D387,311 S	12/1997	Park et al. ....	D12/147
D387,716 S	12/1997	Miller et al. ....	D12/147
D392,922 S	3/1998	Heinen .....	D12/147
D405,740 S	2/1999	Heinen et al. ....	D12/147
D413,286 S	8/1999	Umstot et al. ....	D12/147
D415,982 S	11/1999	Consolacion et al. ....	D12/147
D418,459 S	1/2000	Graas et al. ....	D12/147
D418,785 S	1/2000	Lovell et al. ....	D12/147
D432,467 S	10/2000	Guspodin et al. ....	D12/147
D446,754 S	8/2001	Guspodin et al. ....	D12/147
D453,919 S	2/2002	Mast et al. ....	D12/528
D469,396 S	1/2003	Hutson et al. ....	D12/520
D484,457 S	12/2003	Kindig et al. ....	D12/603
D500,732 S	1/2005	Lo .....	D12/588
D528,069 S	9/2006	Maxwell et al. ....	D12/601
D554,056 S	10/2007	Allison et al. ....	D12/601
D569,334 S	5/2008	Maziarka et al. ....	D12/600
D597,474 S	8/2009	Yamakawa et al. ....	D12/519
D600,635 S	9/2009	Finnell et al. ....	D12/601
D644,592 S	9/2011	Grabo et al. ....	D12/519

D647,467 S	10/2011	Bonhomme et al. ....	D12/588
D659,075 S	5/2012	Harvey et al. ....	D12/521
D668,207 S	* 10/2012	Brown .....	D12/588
D669,421 S	10/2012	Stuckey et al. ....	D12/588
D670,237 S	11/2012	Maxwell et al. ....	D12/601
D737,757 S	9/2015	Oberlin et al. ....	D12/601
D756,905 S	* 5/2016	Sareen .....	D12/601
D764,389 S	* 8/2016	Thieman .....	D12/601
D772,792 S	11/2016	Kim .....	D12/588
D776,043 S	* 1/2017	Ding .....	D12/588
D777,651 S	* 1/2017	Gallego .....	D12/568
D797,656 S	9/2017	Umstot .....	D12/603
D822,588 S	7/2018	Skurich et al. ....	D12/600
D828,289 S	9/2018	Fox et al. ....	D12/588
D838,664 S	1/2019	Pribula et al. ....	D12/595
D852,125 S	6/2019	Davis et al. ....	D12/601
D882,502 S	* 4/2020	Hiser .....	D12/595
D882,506 S	* 4/2020	Maggelet .....	D12/601
D883,907 S	* 5/2020	Nyun .....	D12/588
D904,972 S	* 12/2020	Nyun .....	D12/588
D932,423 S	* 10/2021	Sui .....	D12/601
2013/0153100 A1	* 6/2013	Piffard .....	B60C 11/1392 152/209.1

OTHER PUBLICATIONS

U.S. Appl. No. 29/669,258, filed Nov. 7, 2018, Roth, et al.,  
Goodyear.  
U.S. Appl. No. 29/677,108, filed Jan. 17, 2019, Fox, et al, Goodyear.

\* cited by examiner



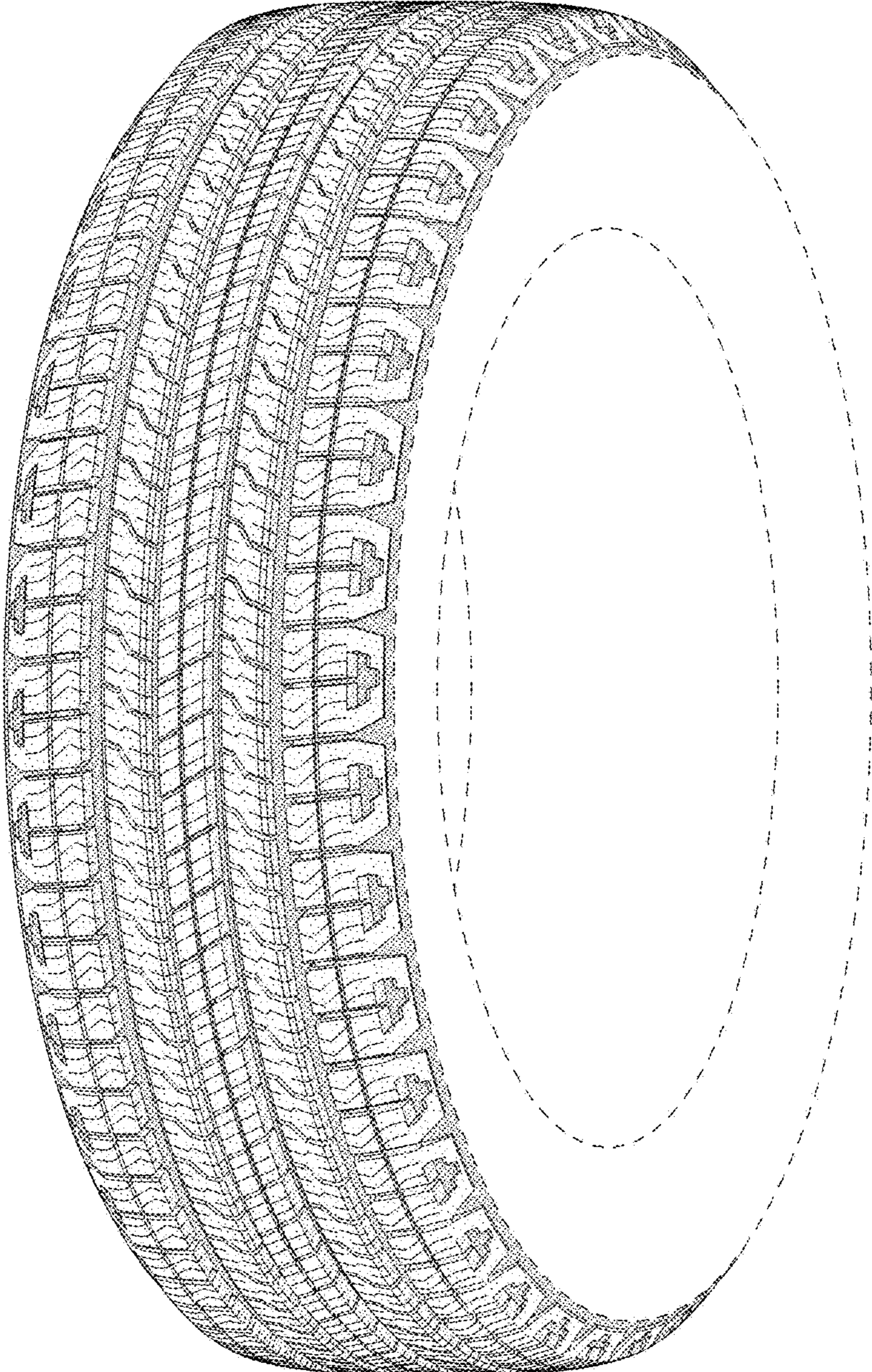


FIG - 1



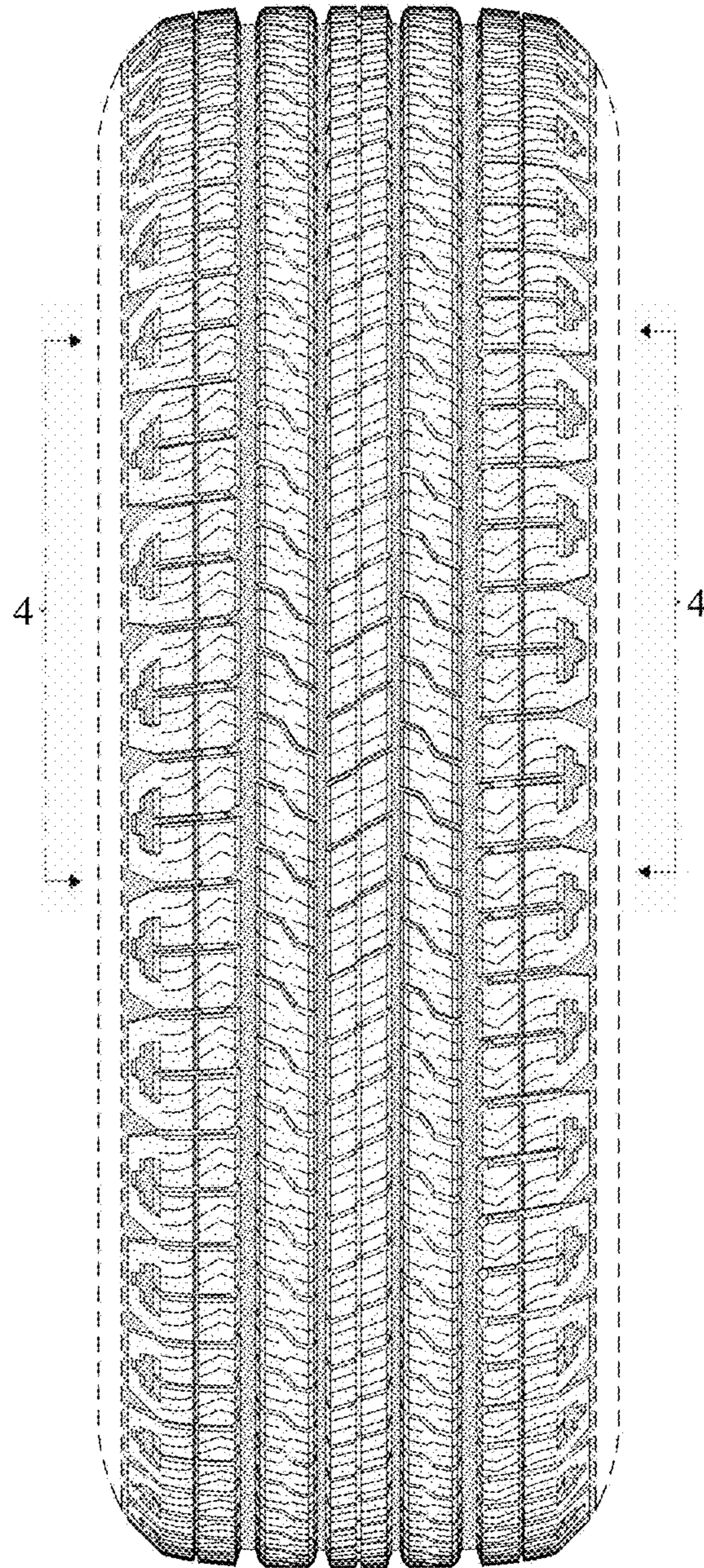


FIG - 2




FIG - 3



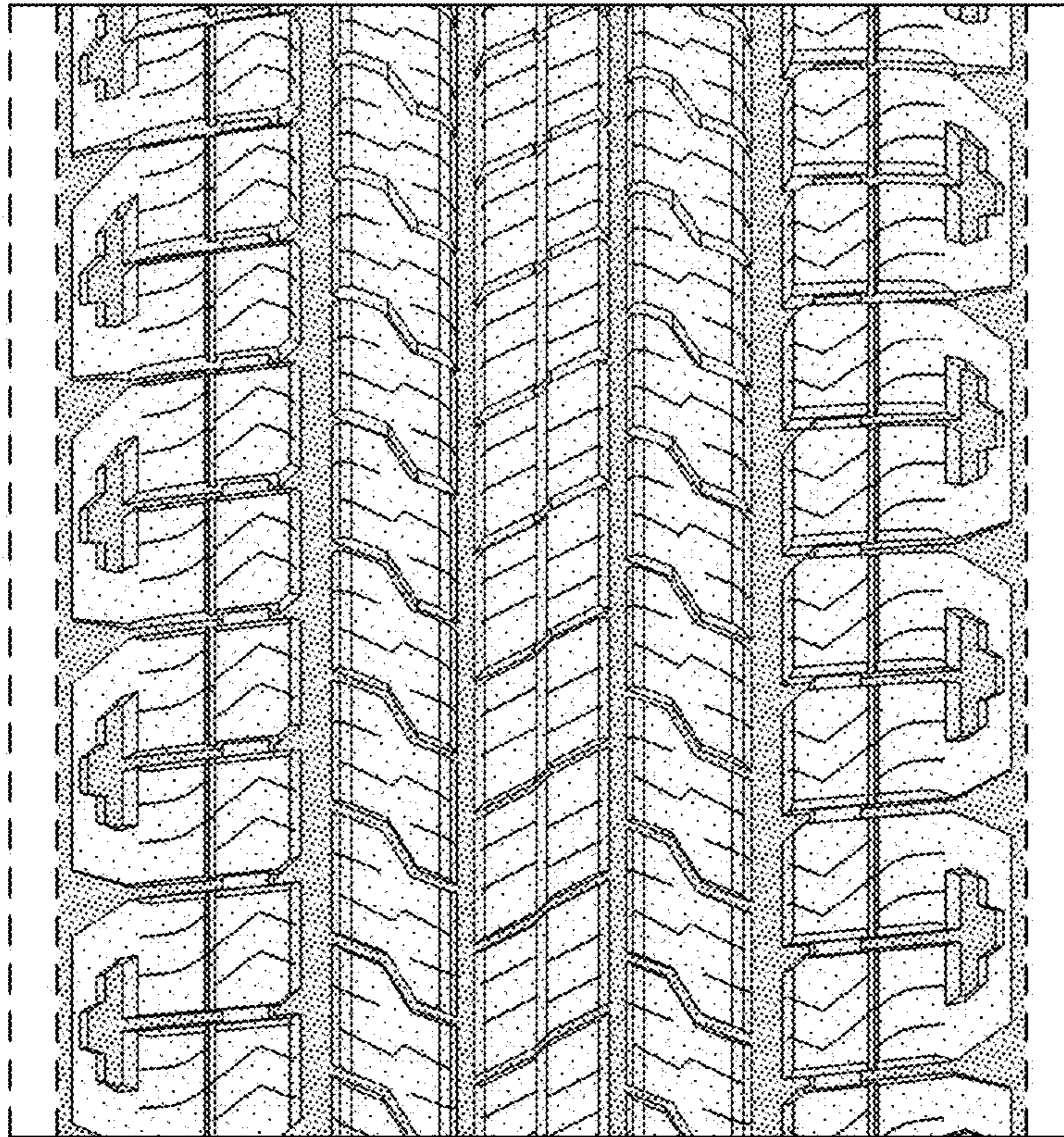


FIG - 4



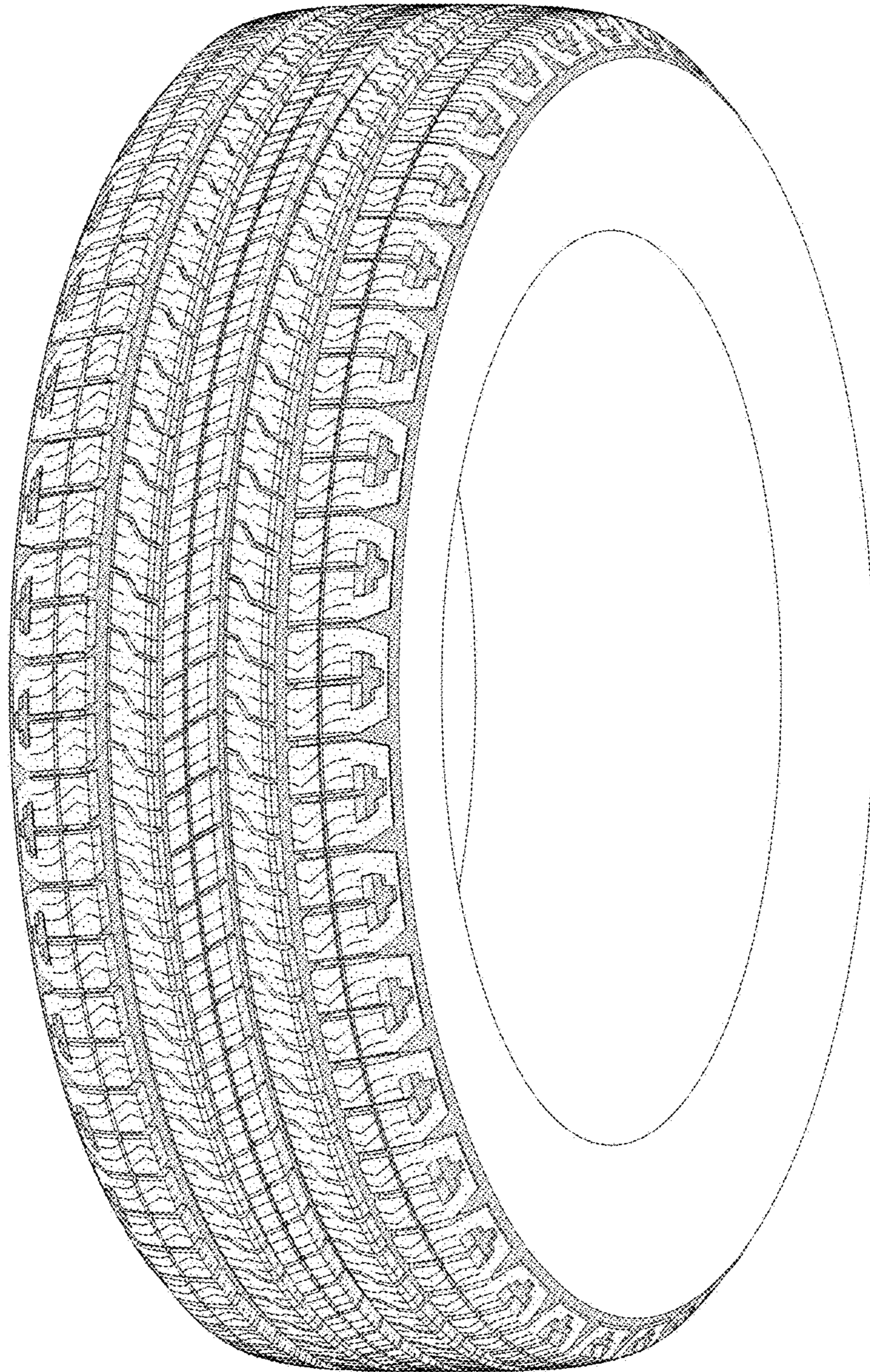


FIG - 5



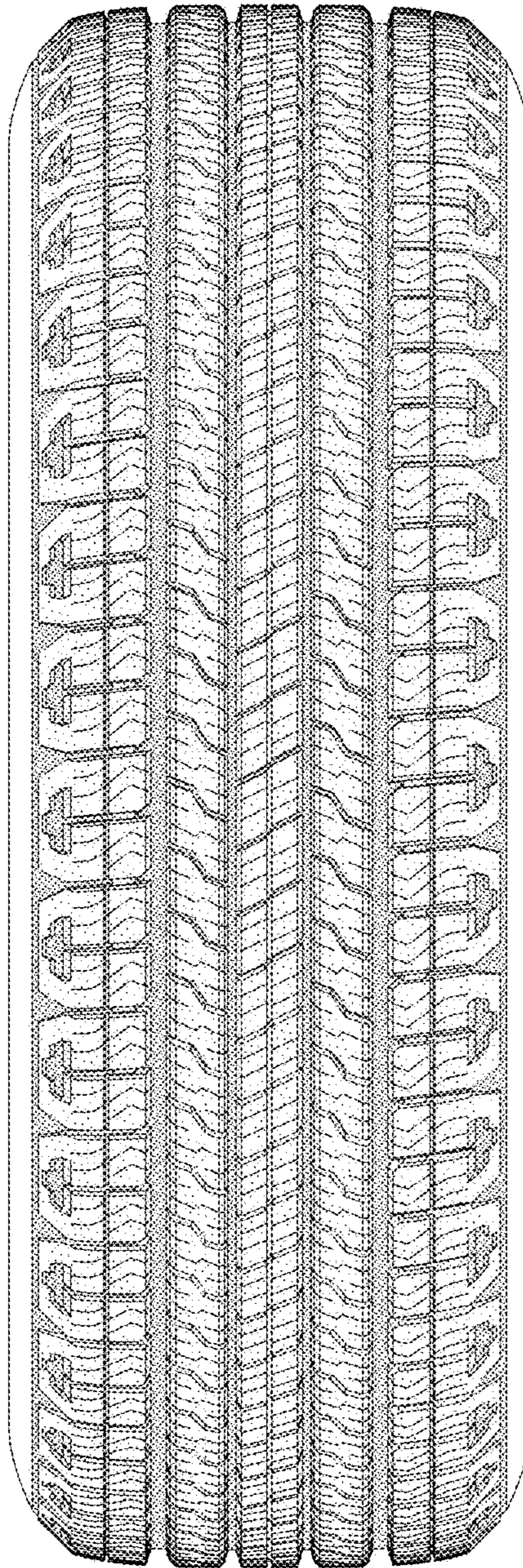


FIG - 6