



US00D952544S

(12) **United States Design Patent**  
**Davis**

(10) **Patent No.: US D952,544 S**

(45) **Date of Patent: \*\* \*May 24, 2022**

(54) **TIRE**

(71) Applicant: **The Goodyear Tire & Rubber Company, Akron, OH (US)**

(72) Inventor: **Christopher Byron Davis, North Canton, OH (US)**

(73) Assignee: **The Goodyear Tire & Rubber Company, Akron, OH (US)**

(\*) Notice: This patent is subject to a terminal disclaimer.

(\*\*) Term: **15 Years**

(21) Appl. No.: **29/707,623**

(22) Filed: **Sep. 30, 2019**

(51) **LOC (13) Cl. .... 12-15**

(52) **U.S. Cl.**  
USPC ..... **D12/579**

(58) **Field of Classification Search**  
USPC ..... D12/568-604, 900  
CPC ..... Y10T 152/10027; B60C 1/0016; B60C 11/0306; B60C 11/0302; B60C 3/06; B60C 9/17  
See application file for complete search history.

(56) **References Cited**

**U.S. PATENT DOCUMENTS**

D283,315 S	4/1986	Candiliotis	.....	D12/147
D335,269 S	5/1993	Adam et al.	.....	D12/146
D365,060 S	12/1995	McKisson	.....	D12/146
D400,138 S	10/1998	Blankenship	.....	D12/147
D400,831 S	11/1998	Blankenship et al.	.....	D12/147
D402,242 S	12/1998	Guspodin et al.	.....	D12/147
D422,246 S	4/2000	Fierro et al.	.....	D12/146
D429,479 S	8/2000	Fierro et al.	.....	D12/147
D445,380 S	7/2001	Fantanzo et al.	.....	D12/147

(Continued)

**OTHER PUBLICATIONS**

U.S. Appl. No. 29/673,156, filed Dec. 12, 2018, Digman, et al., Goodyear.

(Continued)

*Primary Examiner* — John A Voytek

(74) *Attorney, Agent, or Firm* — Robert N. Lipsik; June E. Rickey

(57) **CLAIM**

The ornamental Design for a tire, as shown and described.

**DESCRIPTION**

FIG. 1 is a perspective view of a tire showing my new design, it being understood that the pattern repeats uniformly throughout the circumference of the tread;

FIG. 2 is a front elevational view thereof;

FIG. 3 is a right side elevational view thereof; the left side elevational view being identical thereto;

FIG. 4 is an enlarged fragmentary front elevational view thereof taken along Line 4-4 of FIG. 2;

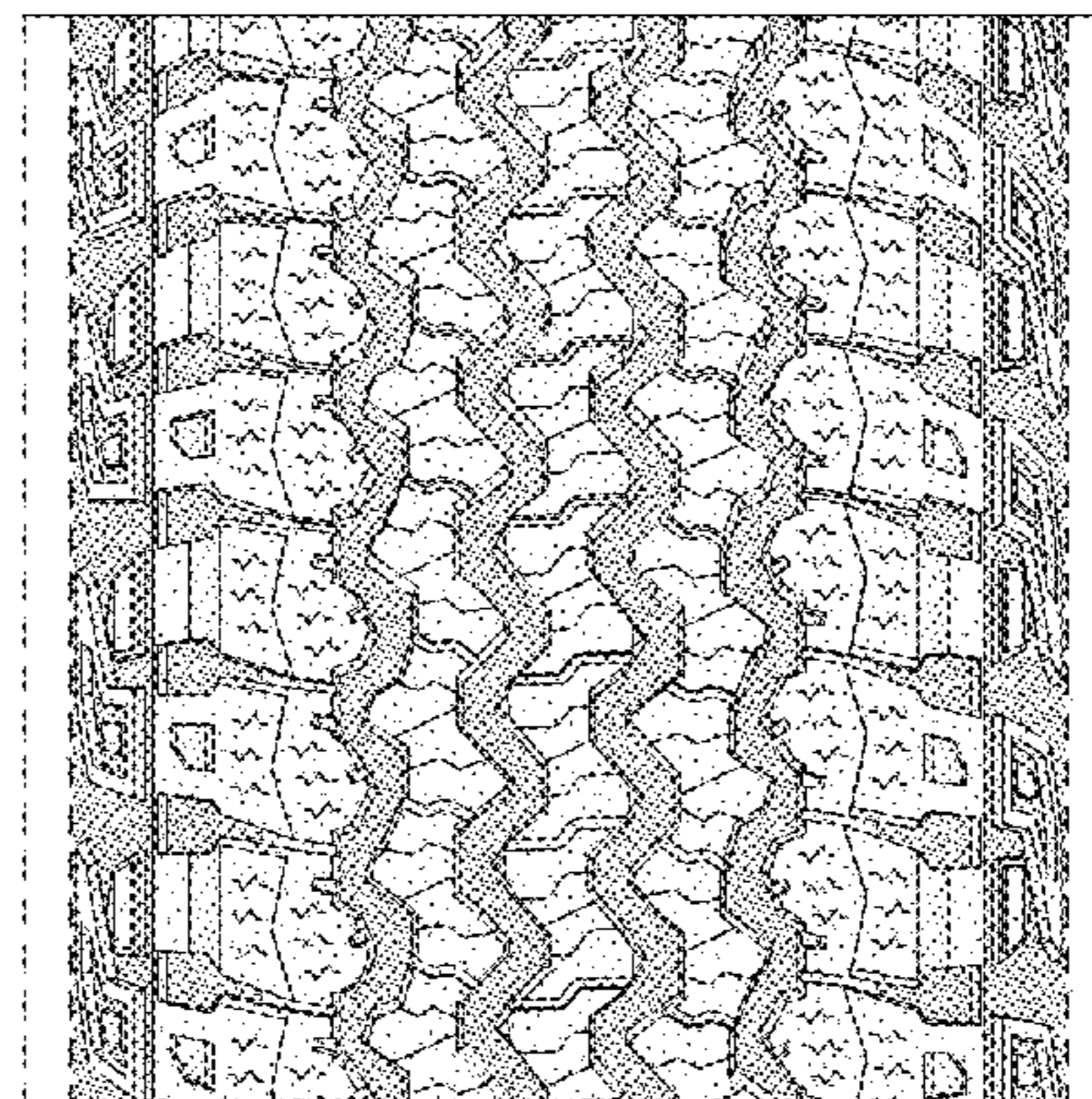
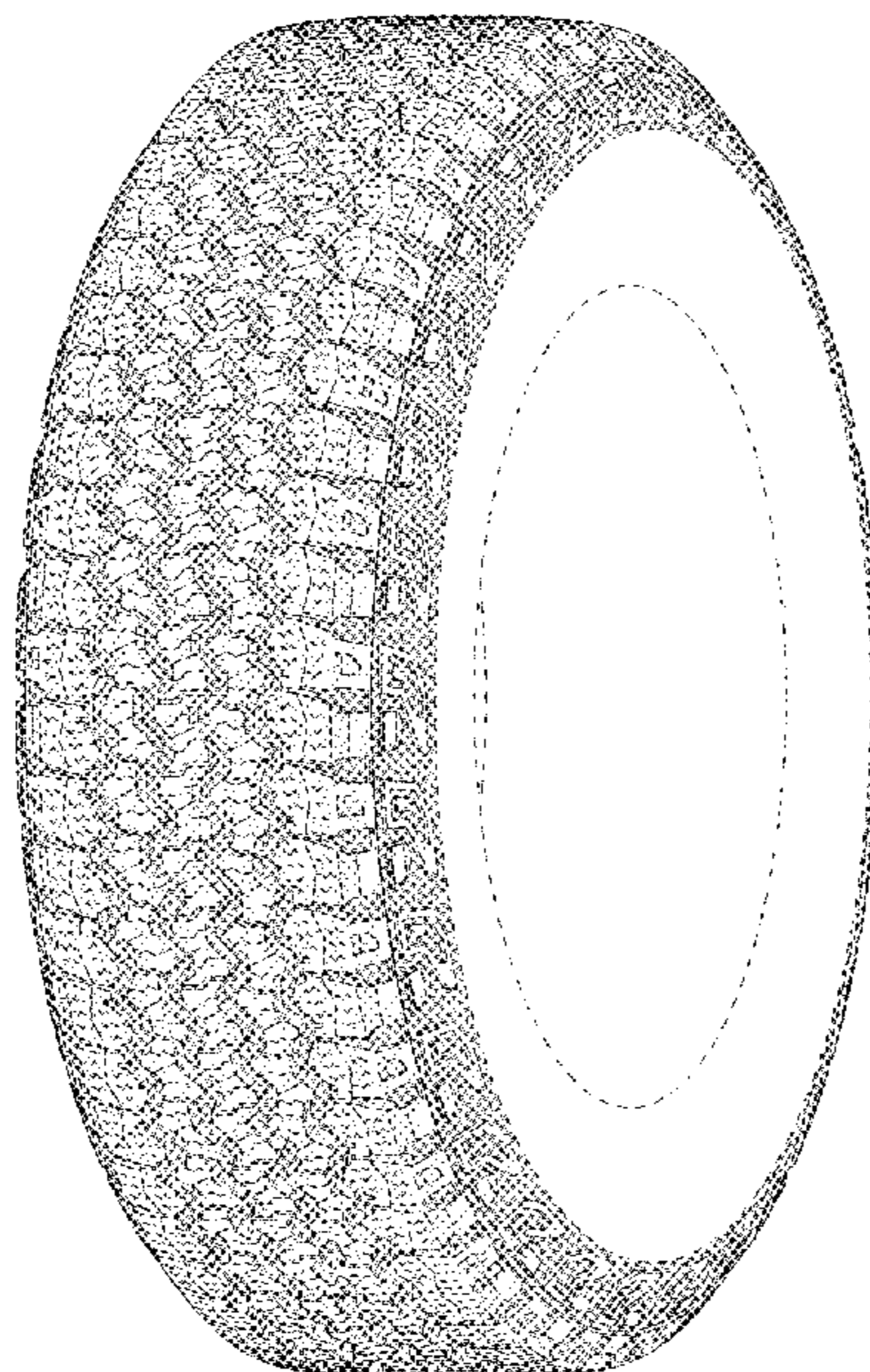
FIG. 5 is a perspective view of a second embodiment of a tire showing my new design, it being understood that the interior of the tire forms no part of the claim, that the pattern repeats uniformly throughout the circumference of the tread and that the opposite side view is identical thereto; and,

FIG. 6 is a front elevational view of a second embodiment, it being understood that an enlarged fragmentary view thereof would be substantially identical to that shown in FIG. 4, with the exception of the inclusion of the sidewall in the claim.

In the drawings, the broken lines immediately adjacent to the outer edges of the tire shoulder represent boundaries of the claim, and the broken lines depict environmental subject matter only and form no part of the claimed design.

The dashed broken lines indicating an enlargement portion of the design form no part of the claimed design.

**1 Claim, 6 Drawing Sheets**



(56)

References Cited

U.S. PATENT DOCUMENTS

D455,394 S 4/2002 Lissan et al. .... D12/586  
D498,208 S 11/2004 Cazin-Bourguignon et al. ....  
D12/600  
D504,657 S 5/2005 Allen et al. .... D12/579  
D516,012 S 2/2006 Miller et al. .... D12/579  
D516,013 S 2/2006 Miller et al. .... D12/579  
D516,999 S 3/2006 Miller et al. .... D12/579  
D517,000 S 3/2006 Allen et al. .... D12/579  
D520,939 S 5/2006 Allen et al. .... D12/600  
D531,111 S 10/2006 Fukunaga ..... D12/586  
D548,173 S 8/2007 Herbeuval et al. .... D12/579  
D558,664 S 1/2008 Herbeuval et al. .... D12/579  
D591,225 S 4/2009 Ashton et al. .... D12/600  
D591,226 S 4/2009 Shondel et al. .... D12/600  
D614,119 S 4/2010 Umstot et al. .... D12/587  
D628,958 S 12/2010 Fleckner ..... D12/600  
D629,351 S 12/2010 Jacobs ..... D12/600  
D645,809 S \* 9/2011 Murphy ..... D12/586  
D647,034 S \* 10/2011 Iwasaki ..... D12/586  
D647,465 S \* 10/2011 Iwasaki ..... D12/586  
D662,464 S 6/2012 Dixon et al. .... D12/602  
D667,362 S 9/2012 Hughes et al. .... D12/579  
D667,367 S 9/2012 Bonko et al. .... D12/600  
D667,368 S 9/2012 Bonko et al. .... D12/600

D682,190 S 5/2013 Uphouse et al. .... D12/600  
D713,328 S 9/2014 Umstot et al. .... D12/579  
D713,329 S 9/2014 Dixon et al. .... D12/579  
D763,781 S 8/2016 Ashton et al. .... D12/579  
D763,782 S 8/2016 Dixon et al. .... D12/579  
D821,966 S 7/2018 Ninomiya ..... D12/600  
D823,235 S 7/2018 Lamb ..... D12/587  
D828,289 S 9/2018 Fox et al. .... D12/588  
D843,927 S 3/2019 Canankamp et al. .... D12/600  
D844,549 S 4/2019 Zimmerman et al. .... D12/600  
D882,498 S \* 4/2020 Davis ..... D12/579  
D886,036 S \* 6/2020 Jones ..... D12/588  
D894,103 S \* 8/2020 Davis ..... D12/579

OTHER PUBLICATIONS

U.S. Appl. No. 29/676,523, filed Jan. 11, 2019, Davis, et al.,  
Goodyear.  
U.S. Appl. No. 29/676,534, filed Jan. 11, 2019, Davis, et al.,  
Goodyear.  
U.S. Appl. No. 29/685,676, filed Mar. 29, 2019, Davis, et al.,  
Goodyear.  
U.S. Appl. No. 29/701,051, filed Aug. 8, 2019, Davis, et al.,  
Goodyear.

\* cited by examiner

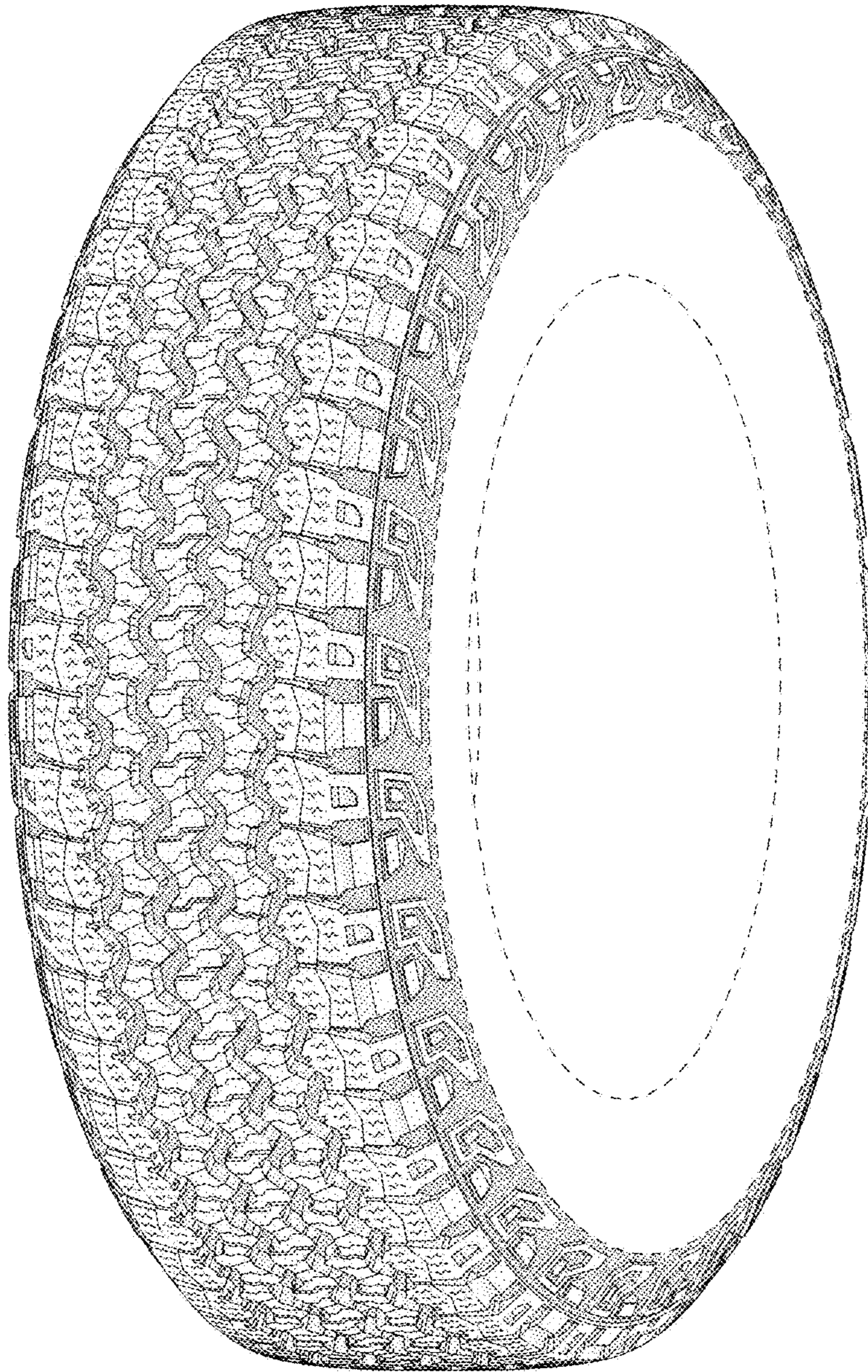


FIG - 1

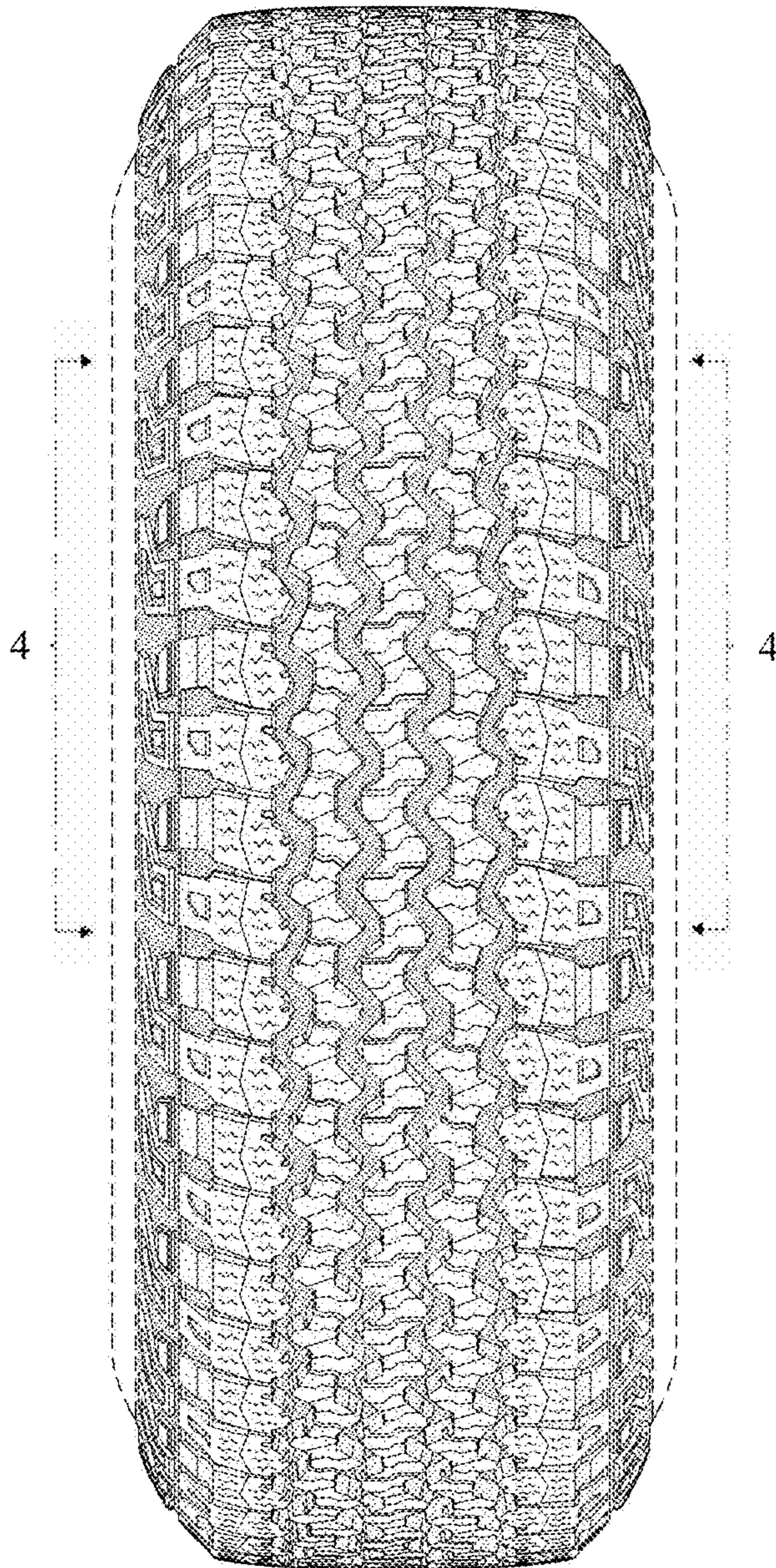


FIG - 2

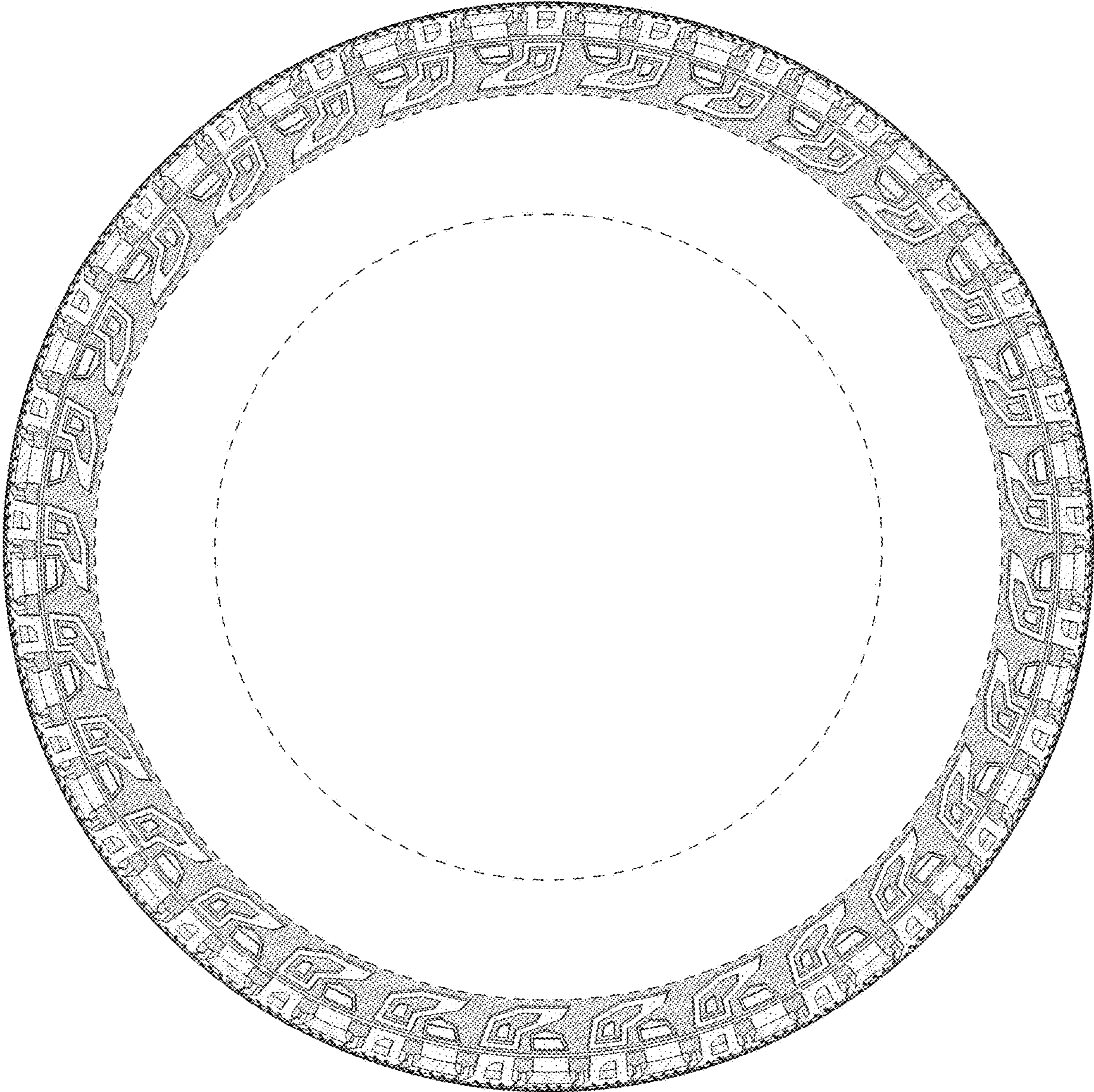


FIG - 3

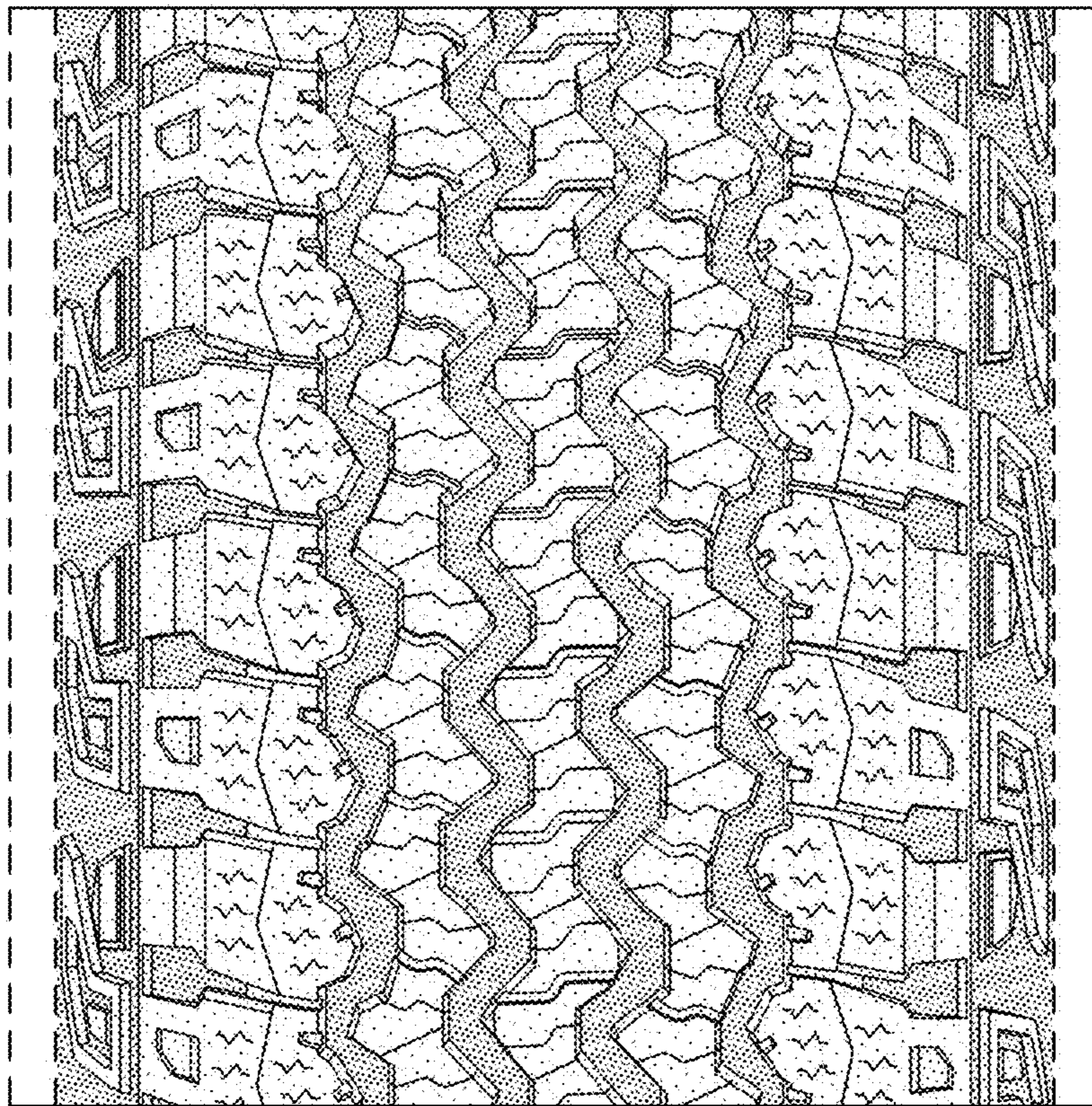


FIG - 4

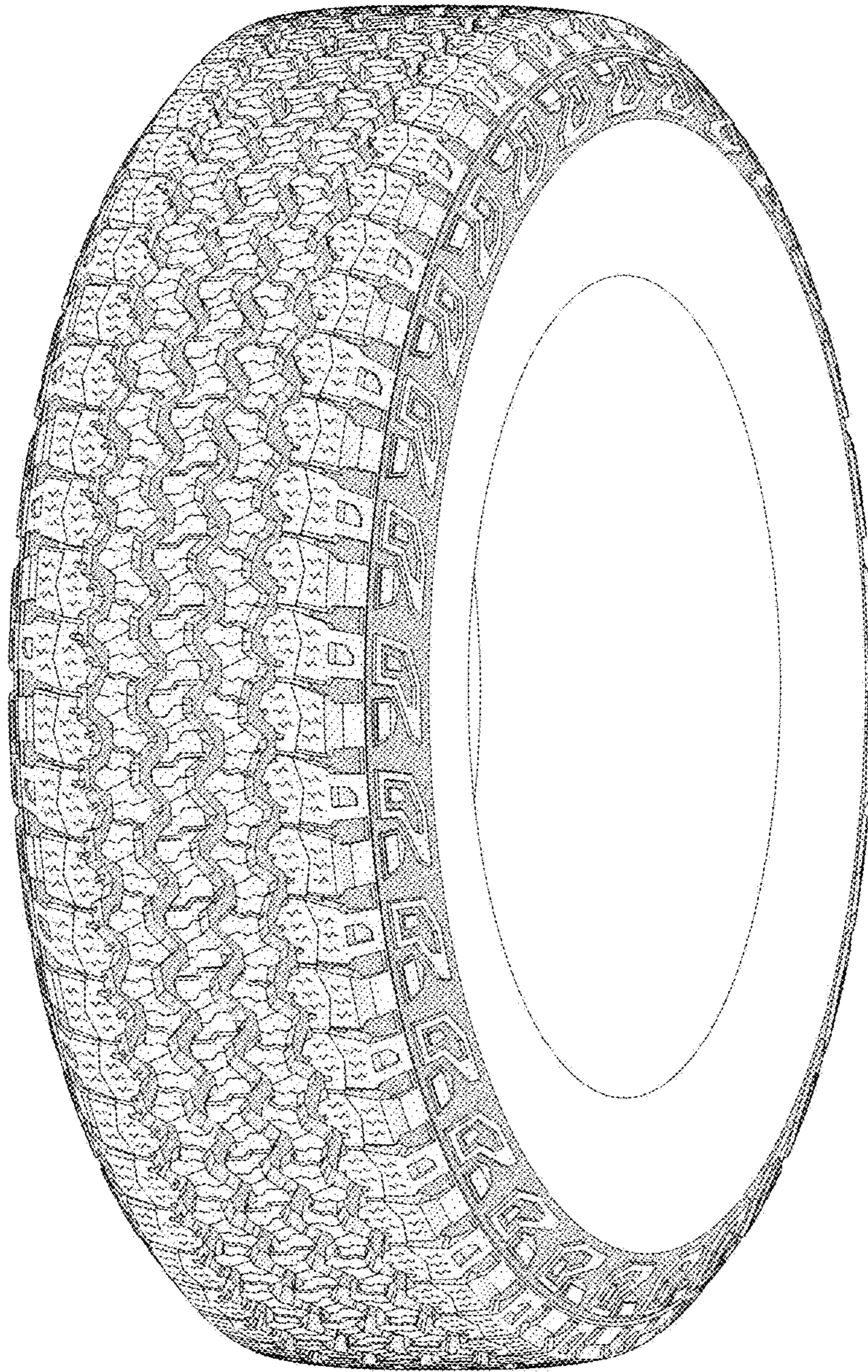


FIG - 5

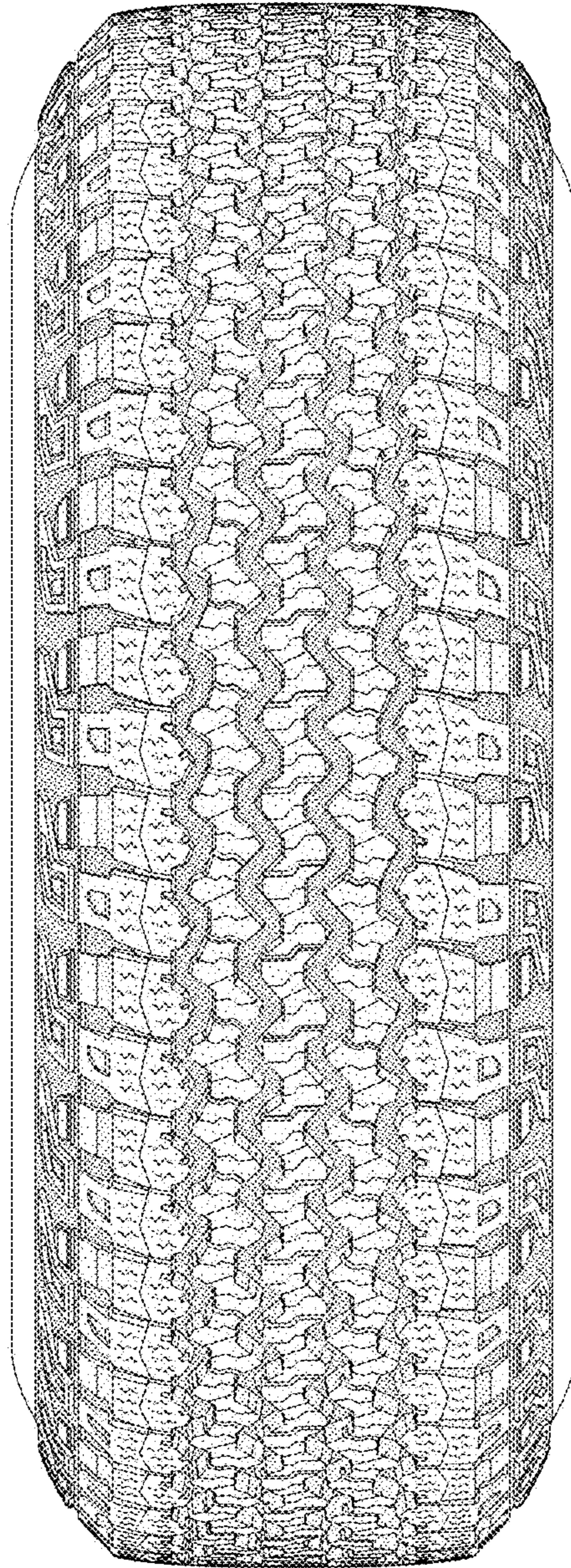


FIG - 6