



US00D952518S

(12) **United States Design Patent**
Sielaff et al.

(10) **Patent No.:** **US D952,518 S**

(45) **Date of Patent:** **** May 24, 2022**

(54) **AUTOMOBILE, TOY AUTOMOBILE
REPLICA AND/OR OTHER REPLICA**

D844,490 S * 4/2019 Luk D12/92
D859,215 S * 9/2019 Gregory D12/92
D859,235 S * 9/2019 Gregory D12/164
D871,266 S * 12/2019 Ojea D12/92
D928,039 S * 8/2021 Gregory D12/92

(71) Applicant: **Bentley Motors Limited**, Crewe (GB)

* cited by examiner

(72) Inventors: **Stefan Sielaff**, Audlem (GB); **John Paul Gregory**, Goostrey (GB)

Primary Examiner — Melody N Brown

(73) Assignee: **Bentley Motors Limited**, Crewe (GB)

(74) *Attorney, Agent, or Firm* — Tarolli, Sundheim, Covell & Tummino LLP; John A. Yirga, Esq.

(**) Term: **15 Years**

(21) Appl. No.: **29/736,204**

(22) Filed: **May 28, 2020**

(57) **CLAIM**

(30) **Foreign Application Priority Data**

The ornamental design for an automobile, toy automobile replica and/or other replica, as shown and described.

Nov. 28, 2019 (EM) 007308440
Feb. 25, 2020 (EM) 007715313

DESCRIPTION

(51) **LOC (13) Cl.** **12-08**

(52) **U.S. Cl.**
USPC **D12/92**

(58) **Field of Classification Search**
USPC D12/86, 90-92, 164; D21/433, 434,
D21/531-535; 296/181.1-181.5, 183.1
CPC B62D 25/00; B62D 25/06; B62D 33/00;
B62D 35/00
See application file for complete search history.


FIG. 1 is a front and right side perspective view of an automobile, toy automobile replica and/or other replica showing our new design;
FIG. 2 is a front elevation view thereof;
FIG. 3 is a left-side elevation view thereof;
FIG. 4 is a rear elevation view thereof;
FIG. 5 is a rear and right side perspective view thereof;
FIG. 6 is a right-side elevation view thereof; and,
FIG. 7 is a top plan view thereof.
The broken lines shown throughout the drawing views are for illustrative and environmental purposes and form no part of the claimed design.

(56) **References Cited**

U.S. PATENT DOCUMENTS

D825,386 S * 8/2018 Donckerwolke D12/92
D835,004 S * 12/2018 Donckerwolke D12/92

1 Claim, 7 Drawing Sheets



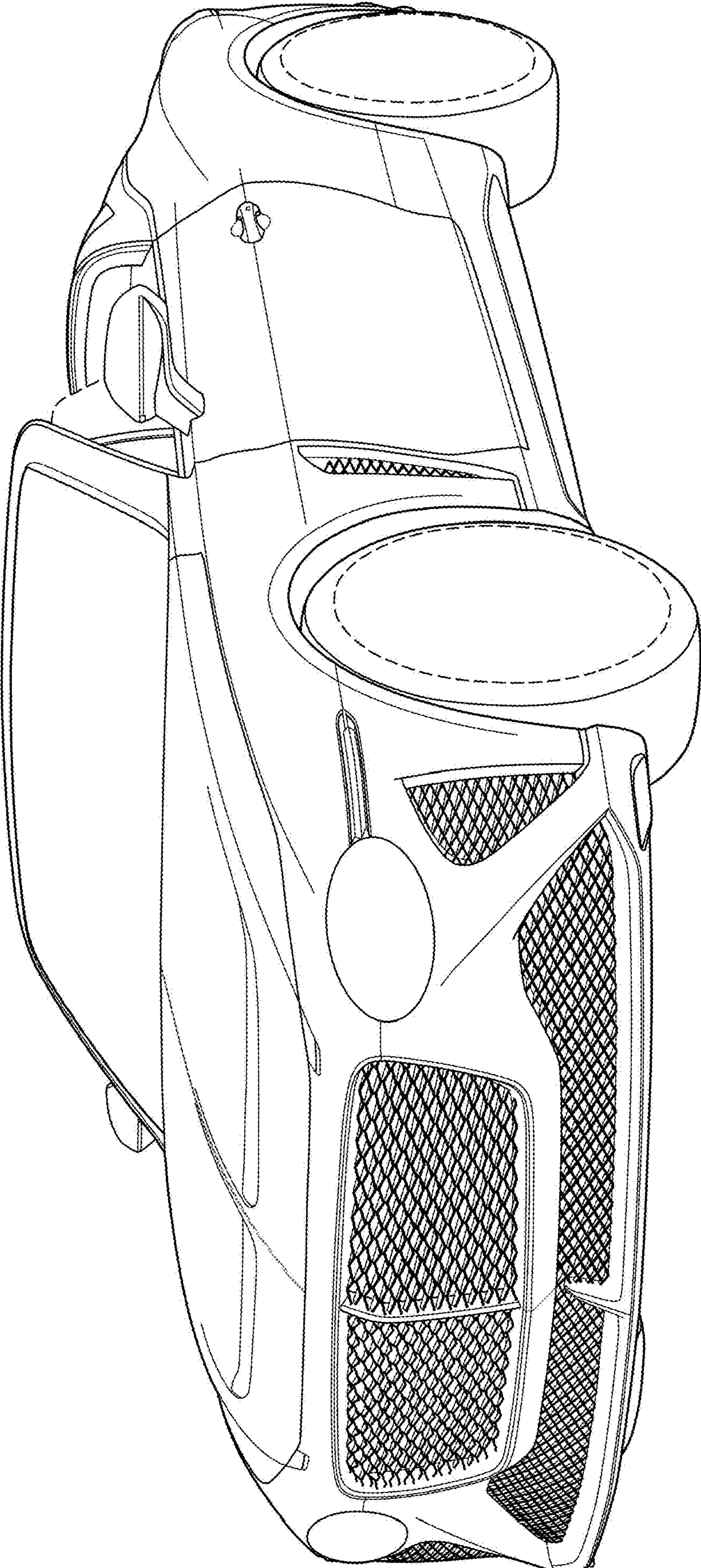


FIG. 1




FIG. 2

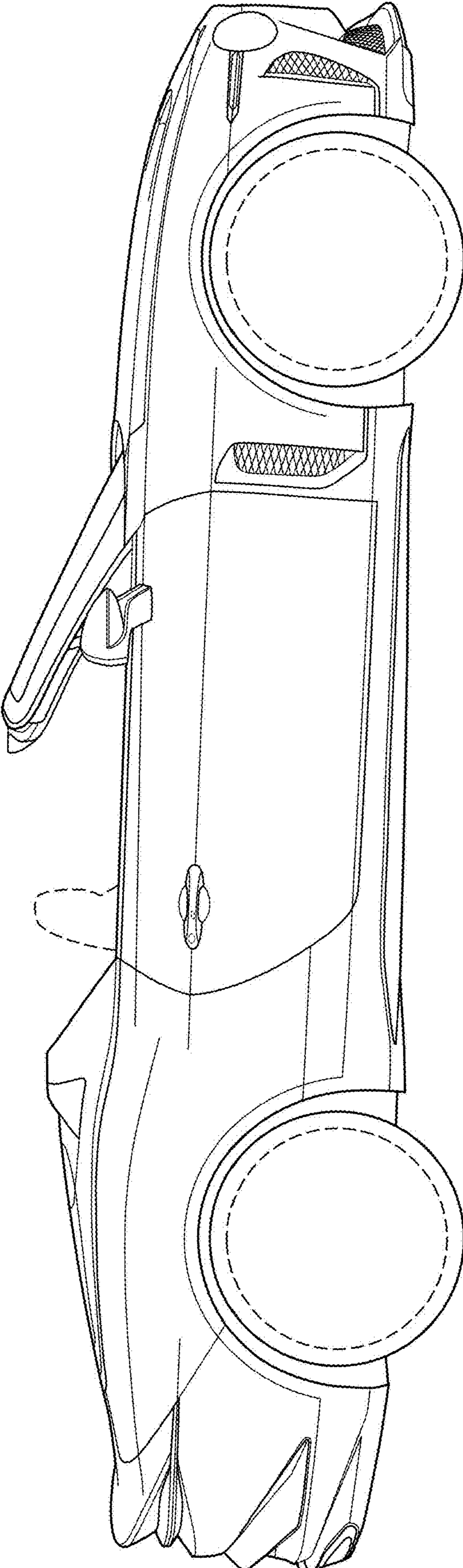


FIG. 3

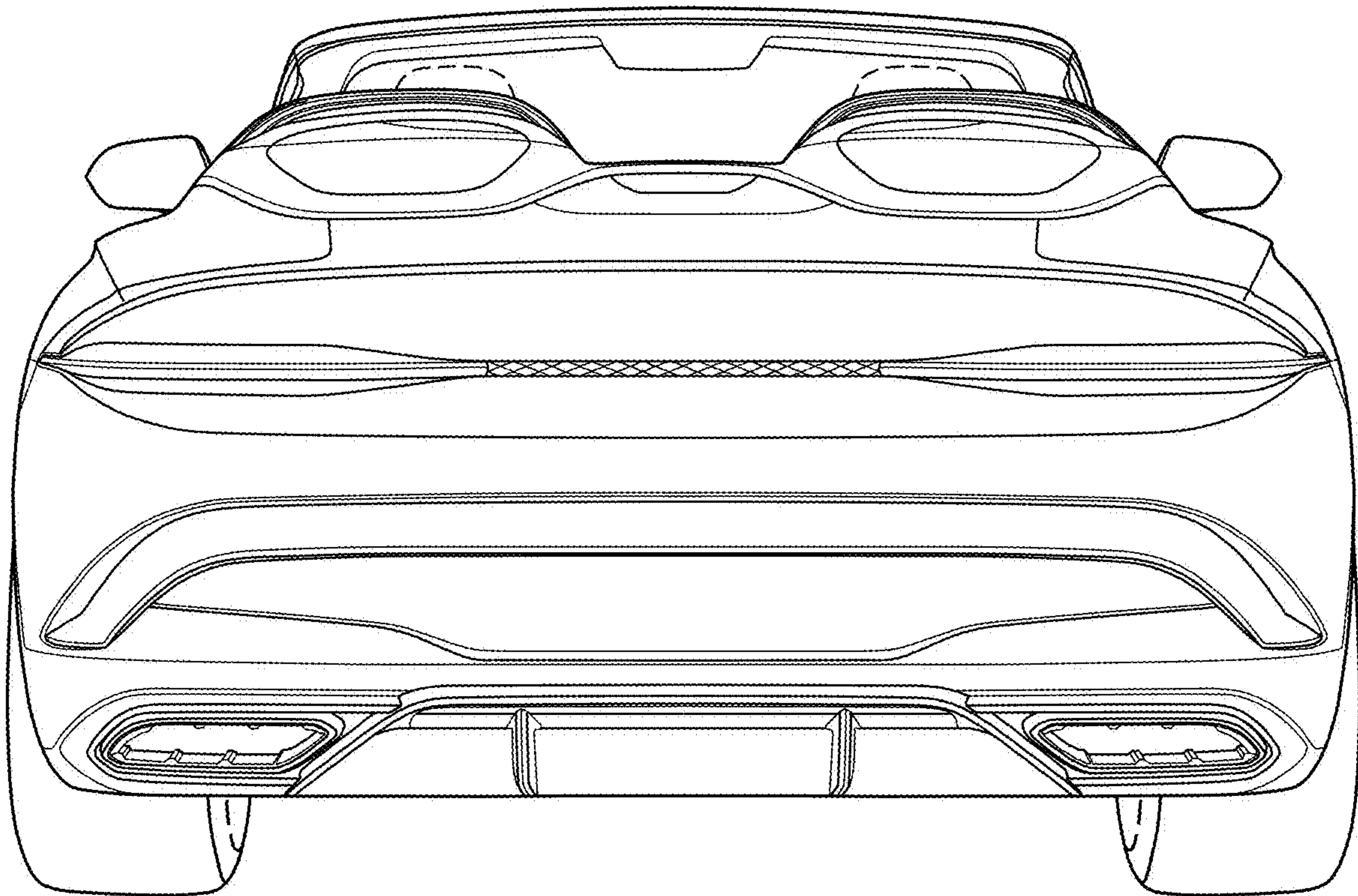


FIG. 4

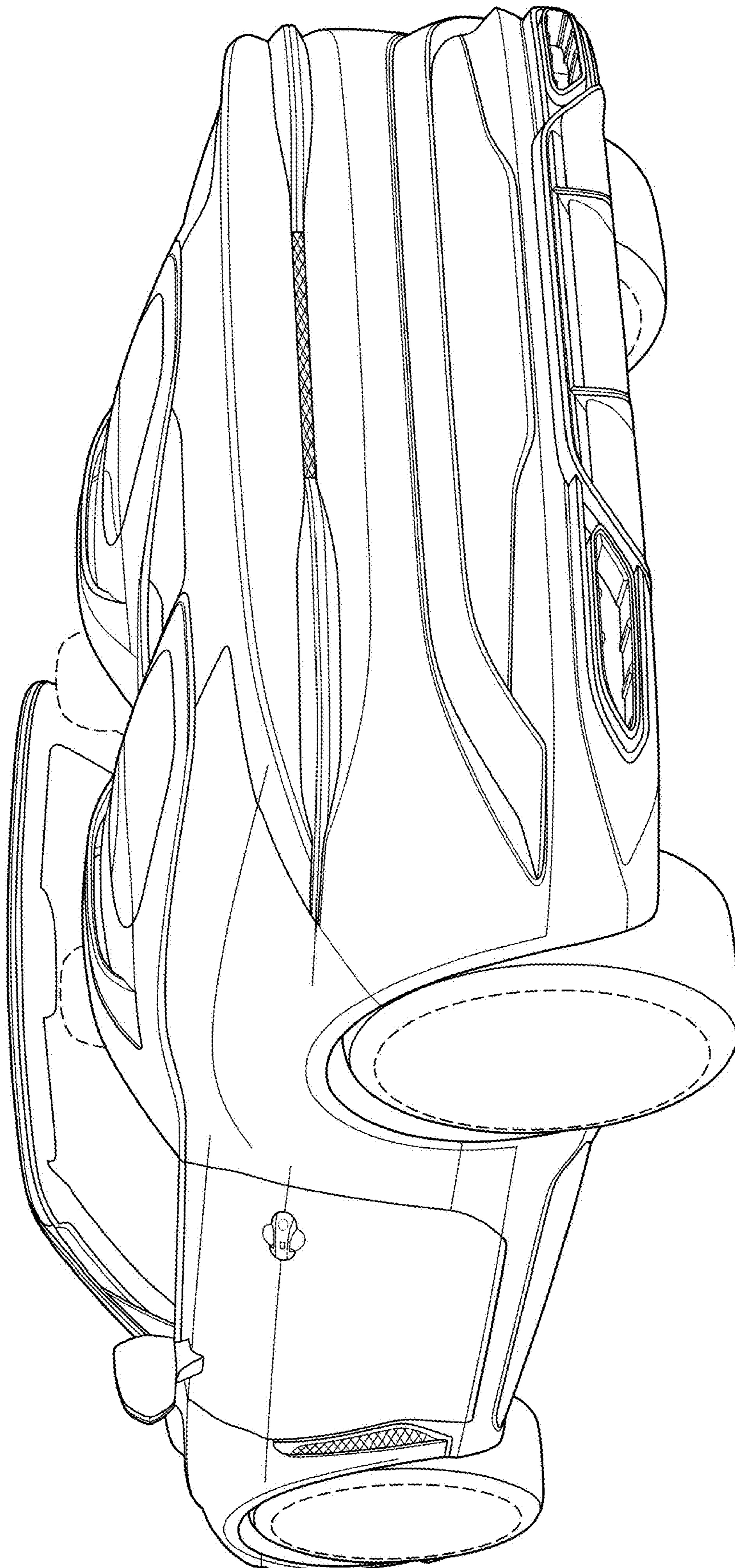


FIG. 5

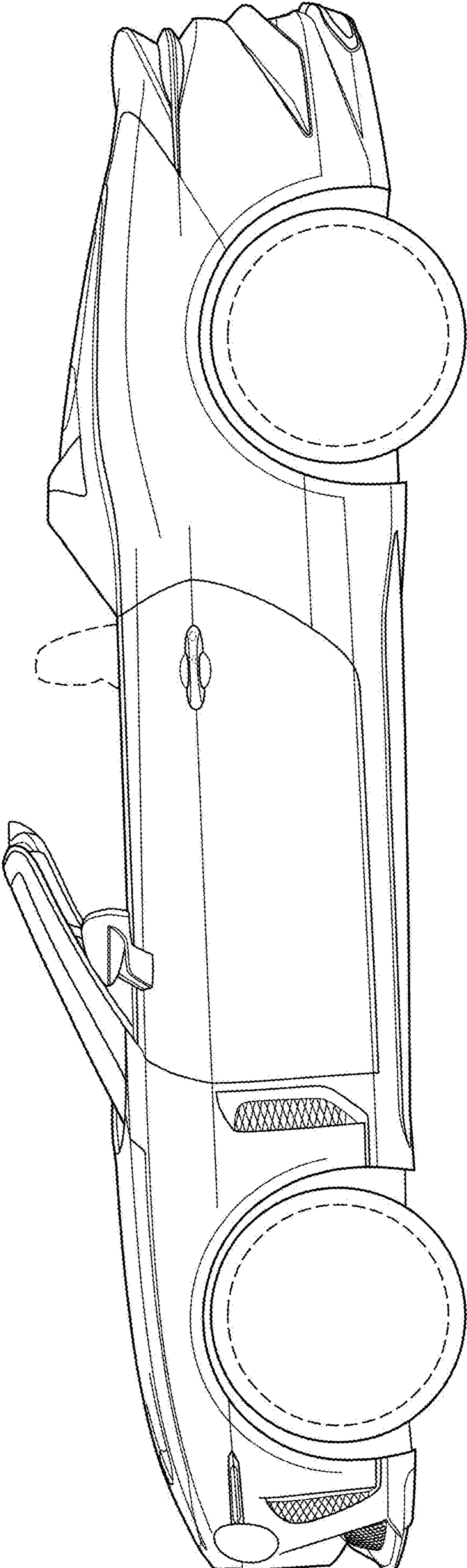


FIG. 6

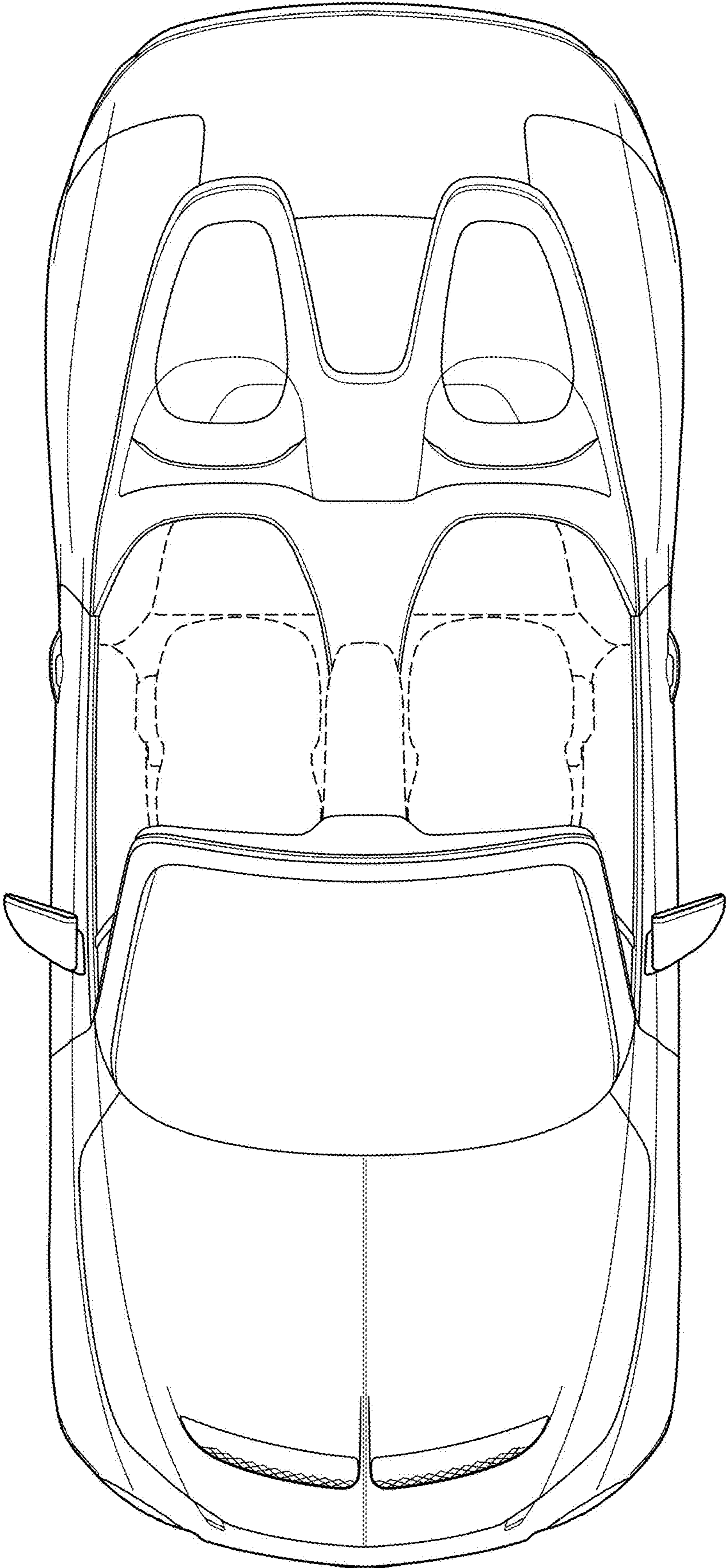


FIG. 7