



US00D952491S

(12) **United States Design Patent** (10) **Patent No.:** **US D952,491 S**
Endo et al. (45) **Date of Patent:** **** May 24, 2022**

(54) **TORQUE SENSOR**
(71) Applicant: **NIDEC COPAL ELECTRONICS CORPORATION**, Tokyo (JP)
(72) Inventors: **Takayuki Endo**, Sano (JP); **Arisa Otake**, Sano (JP)

2007/0180931 A1* 8/2007 Takamura G01L 3/1457
73/862.08
2011/0303020 A1* 12/2011 Valov G01L 3/1457
73/862.09
2016/0076668 A1* 3/2016 Chen G01L 19/16
137/224

(Continued)

(73) Assignee: **NIDEC COPAL ELECTRONICS CORPORATION**, Tokyo (JP)
(**) Term: **15 Years**

FOREIGN PATENT DOCUMENTS

CN 304406625 * 6/2017
CN 304518538 * 8/2017
CN 306803088 * 3/2021

(21) Appl. No.: **29/736,162**
(22) Filed: **May 28, 2020**
(30) **Foreign Application Priority Data**

OTHER PUBLICATIONS

Measureitright; Forsentek, Model FT03; Date first available from wayback date Feb. 4, 2019, [online]retrieved Nov. 30, 2021, available from wayback http://www.forsentek.com/down/flange_torque_sensor_FT03.pdf (Year: 2019).*

(Continued)

Nov. 29, 2019 (JP) 2019-026612
(51) **LOC (13) Cl.** **10-05**
(52) **U.S. Cl.**
USPC **D10/83**
(58) **Field of Classification Search**
USPC D10/81-86, 94-103, 122-125, 127, 40,
D10/41, 45, 57, 73-80
CPC B25J 13/085; B25J 19/02; B25J 17/0241;
G01L 3/1457; G01L 5/226; G01L 5/0061;
G01L 3/101; G01L 3/108; G01L 5/0076;
G01L 1/2231; G01L 5/162; G01B 7/18;
H01L 29/84
See application file for complete search history.

Primary Examiner — Keli L Hill
Assistant Examiner — Sara S Sahneh
(74) *Attorney, Agent, or Firm* — Burriss Law, PLLC

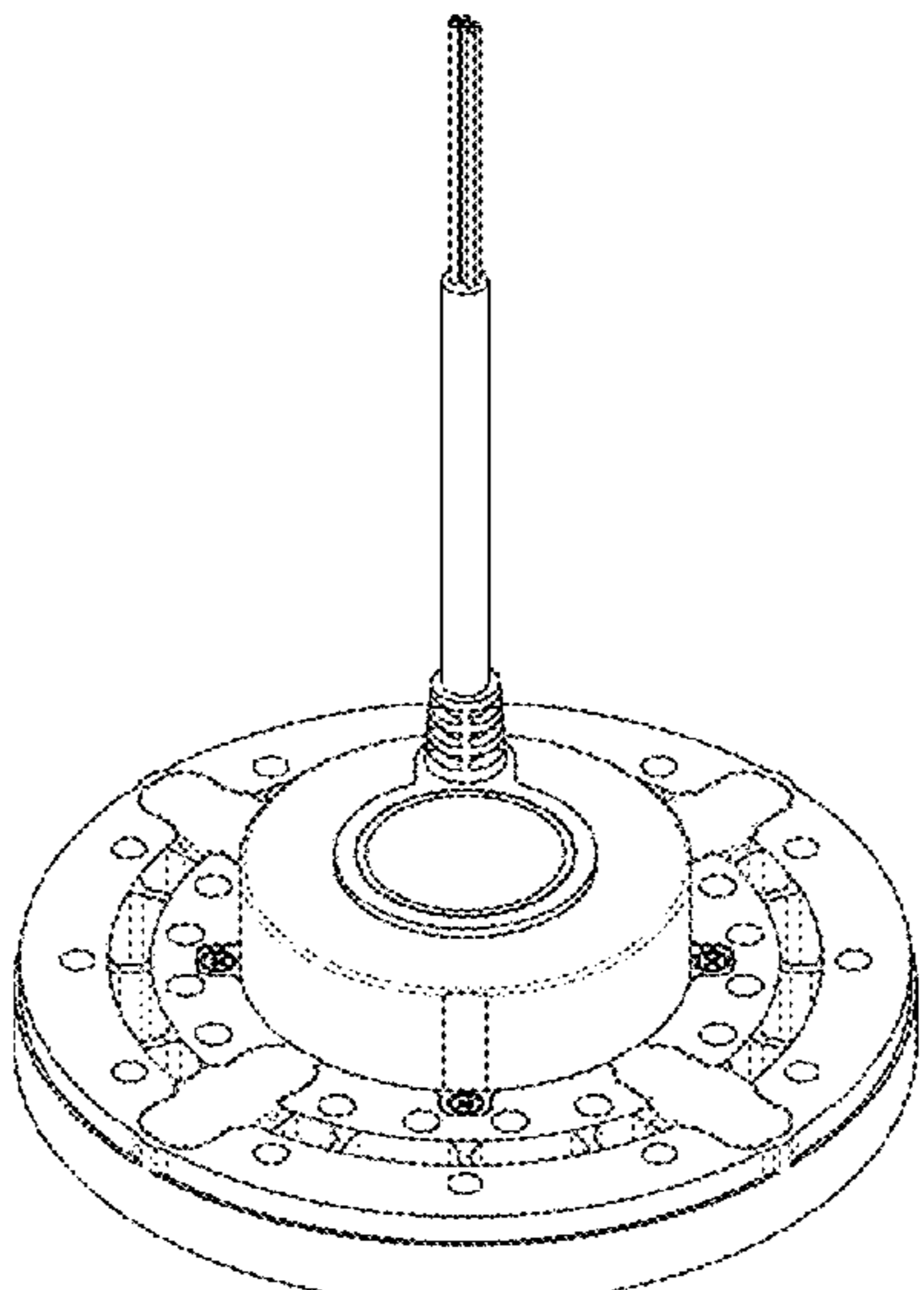
(57) **CLAIM**
The ornamental design for a torque sensor, as shown and described.

DESCRIPTION

FIG. 1 is a perspective view of the torque sensor;
FIG. 2 is a front view thereof;
FIG. 3 is a rear view thereof;
FIG. 4 is a left side view thereof;
FIG. 5 is a right side view thereof;
FIG. 6 is a top view thereof; and,
FIG. 7 is a bottom view thereof.
The broken lines shown are included for the purpose of illustrating portions of the torque sensor that form no part of the claim.

(56) **References Cited**
U.S. PATENT DOCUMENTS
4,186,596 A * 2/1980 Bohringer G01L 3/108
73/862.338
11,085,839 B2 * 8/2021 Suzuki G01L 1/2237
2004/0003646 A1 * 1/2004 Herbold G01L 3/1457
73/1.12

1 Claim, 7 Drawing Sheets



(56)

References Cited

U.S. PATENT DOCUMENTS

2016/0131216 A1* 5/2016 Miyazaki F16F 1/14
73/862.321
2017/0266814 A1* 9/2017 Uemura B25J 13/085
2019/0275681 A1* 9/2019 Bohme B25J 13/085
2020/0348194 A1* 11/2020 Endo G01L 3/108
2020/0400515 A1* 12/2020 Endo G01L 1/22
2021/0131890 A1* 5/2021 Akiba G01L 3/14
2021/0325267 A1* 10/2021 Vignolles B25J 17/0241

OTHER PUBLICATIONS

Static torsion torque sensor flange type static torque sensor load cell torque, Date first available Jul. 7, 2018, [online]retrieved Nov. 30, 2021,available from <https://www.aliexpress.com/item/32925986084.html> (Year: 2018).*

* cited by examiner

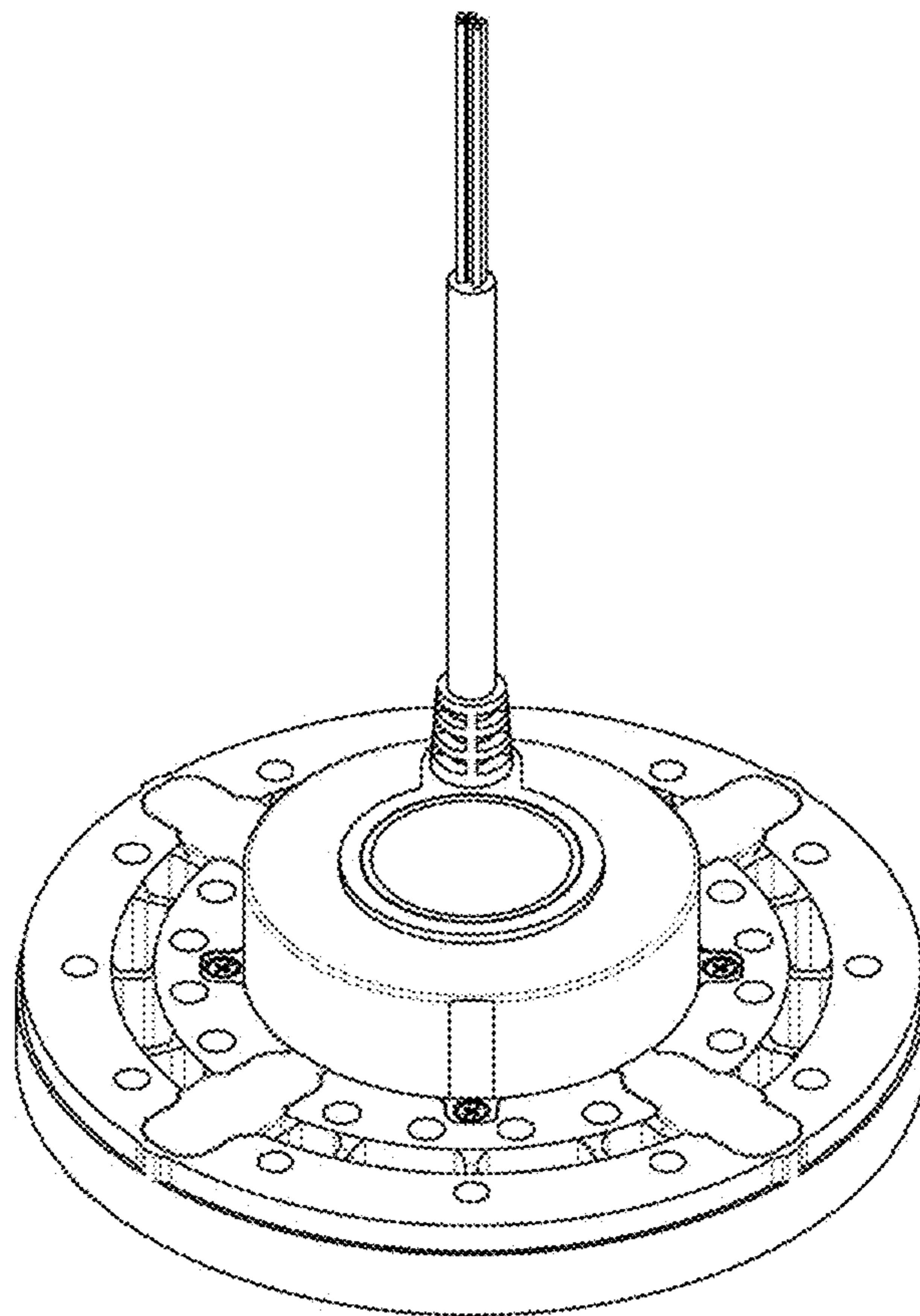


FIG. 1

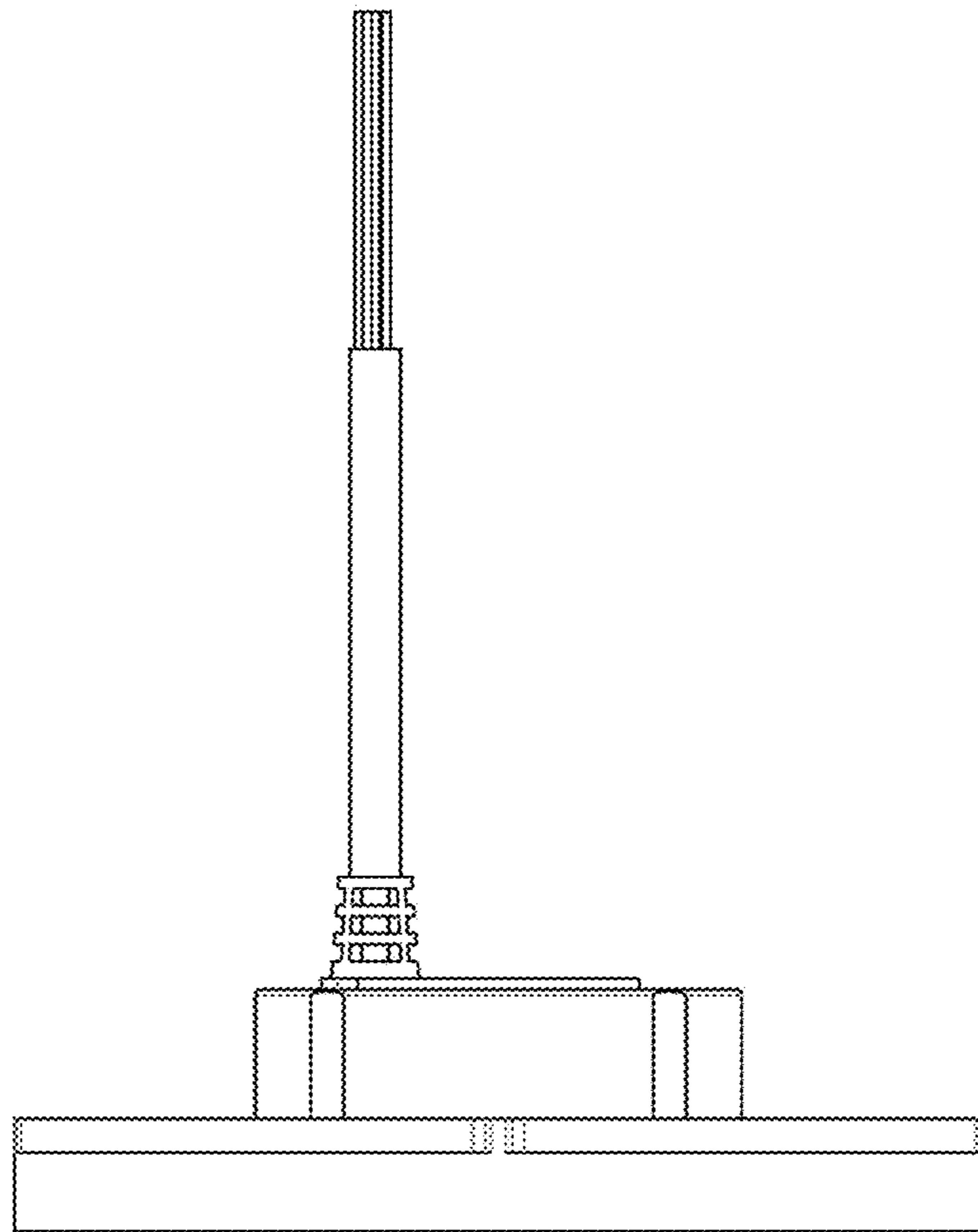


FIG. 2

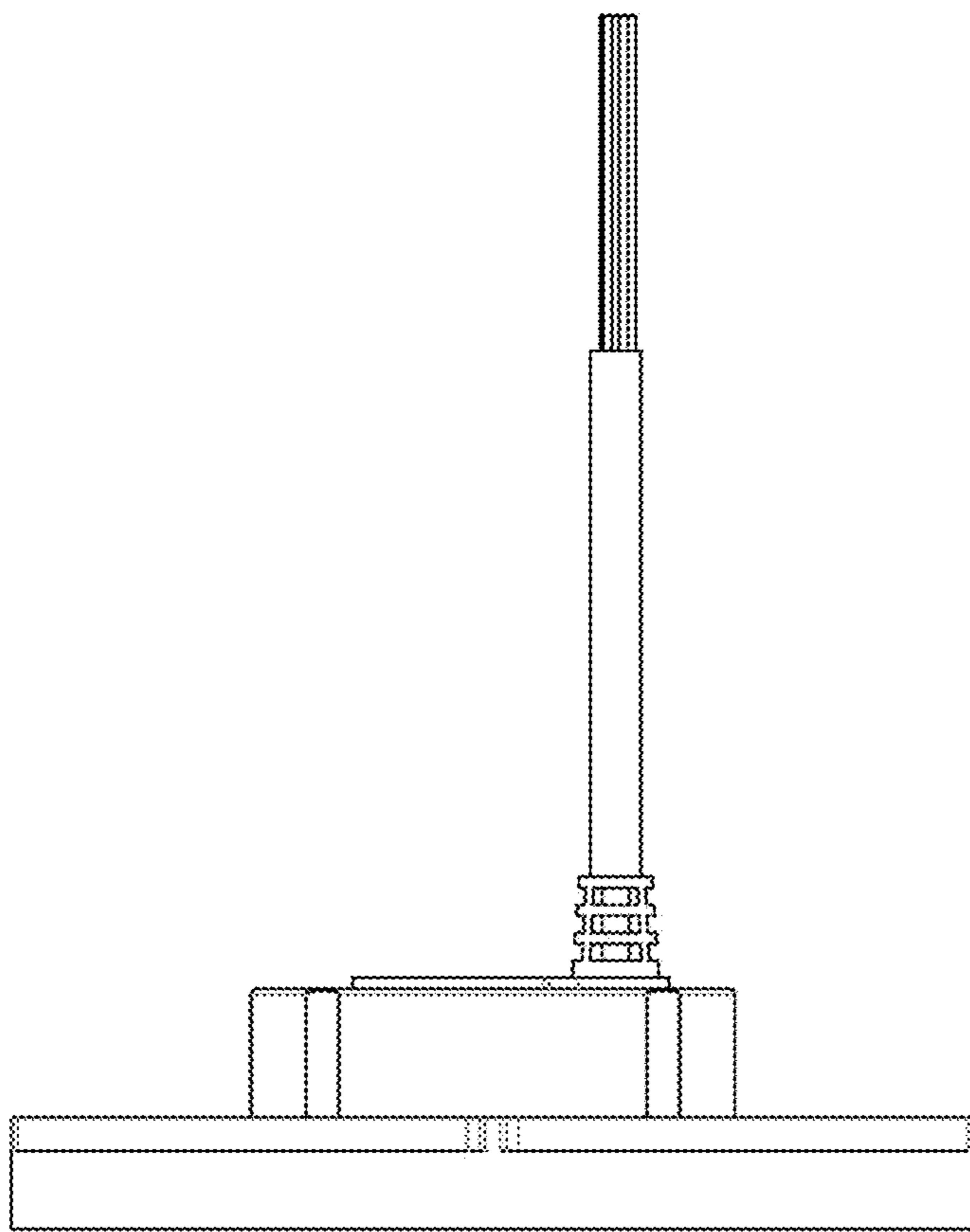


FIG. 3

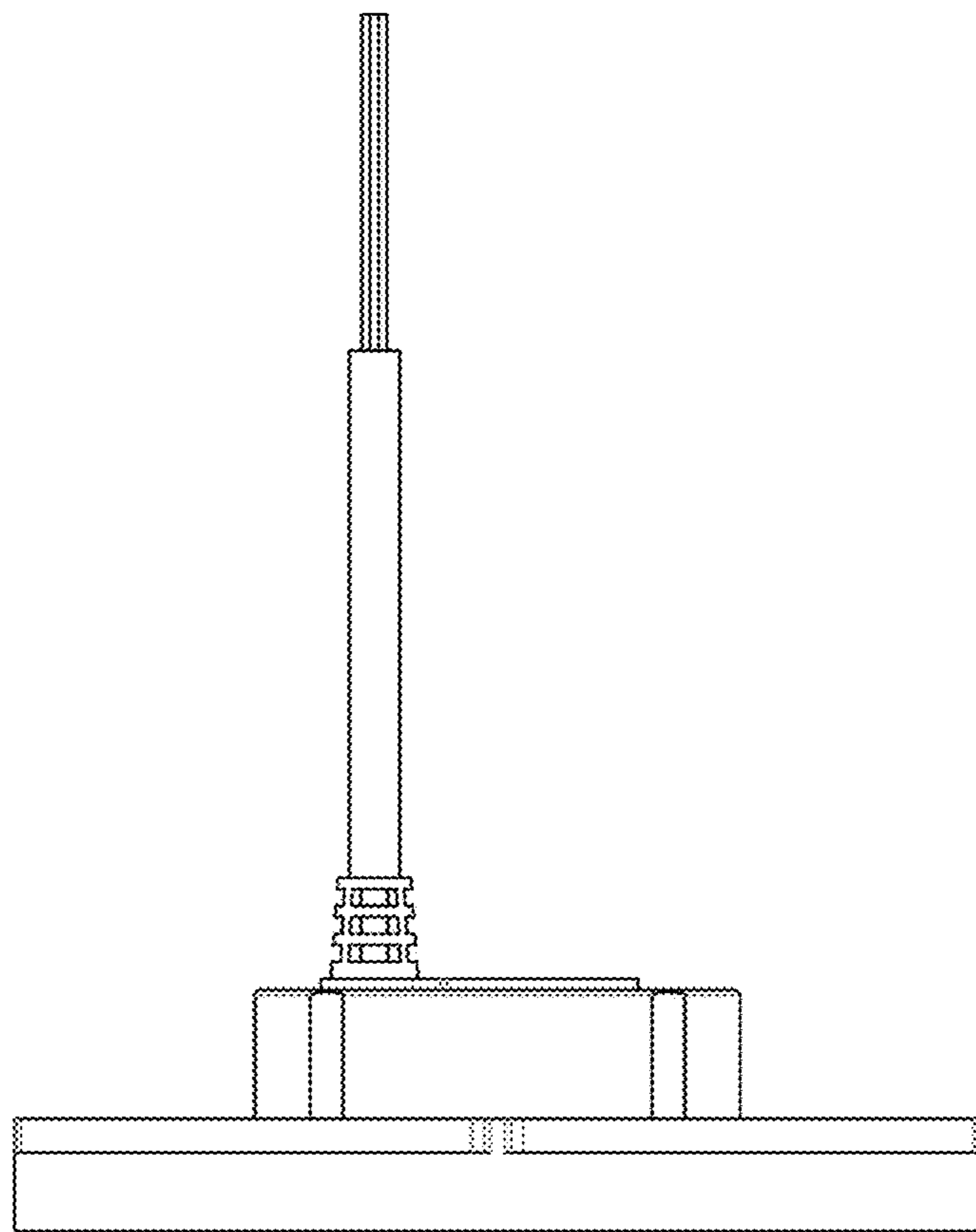


FIG. 4

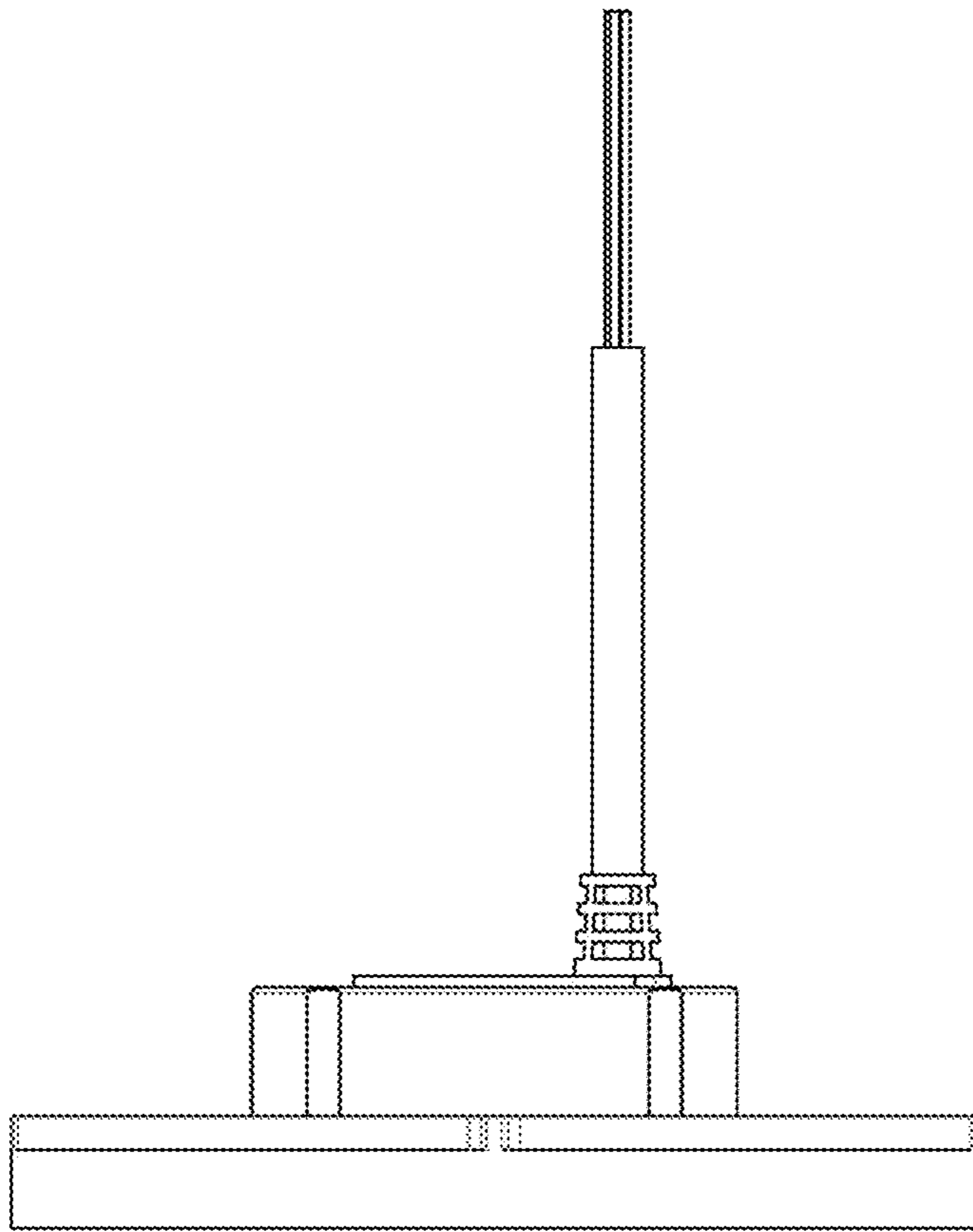


FIG. 5

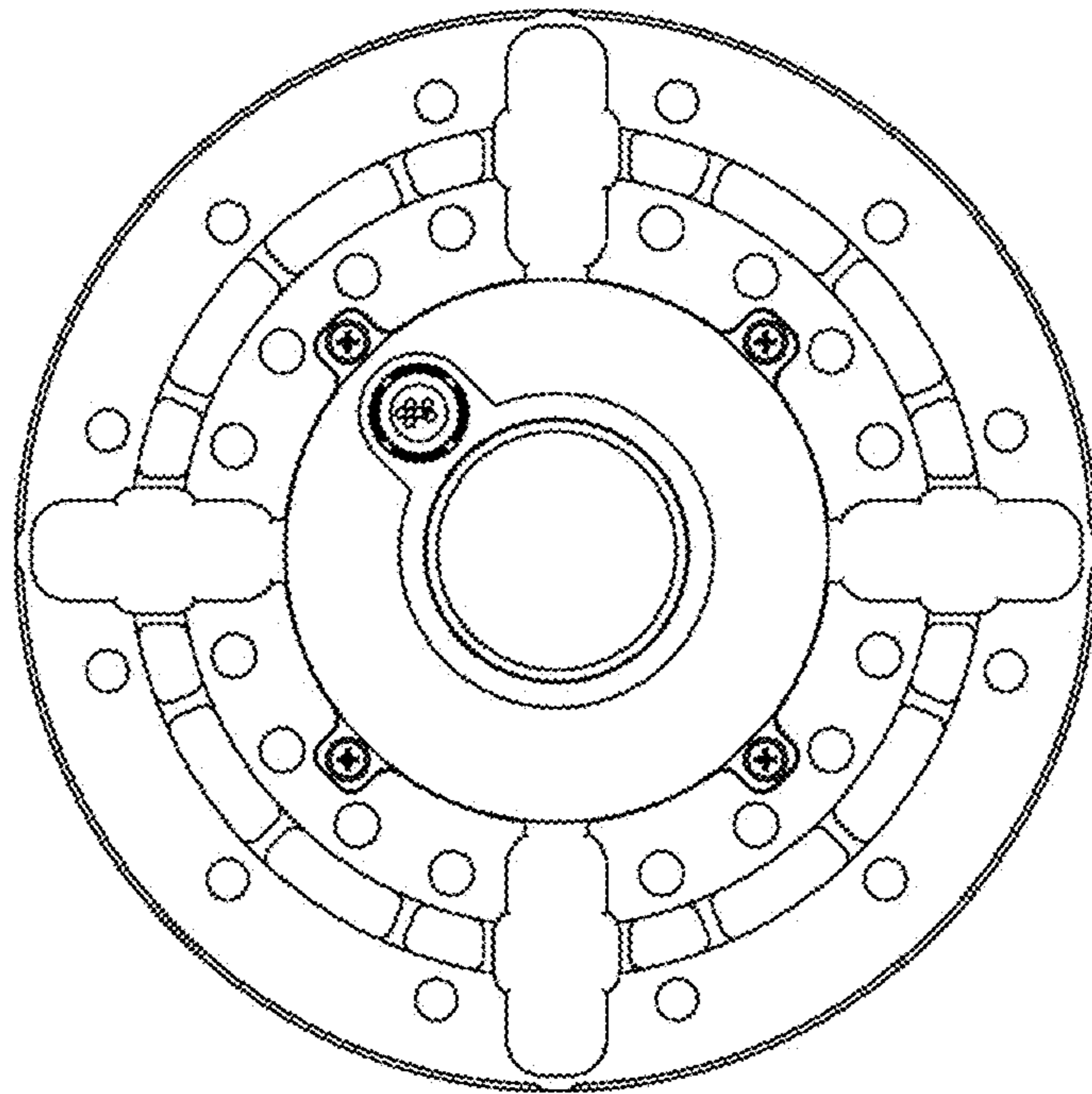


FIG. 6

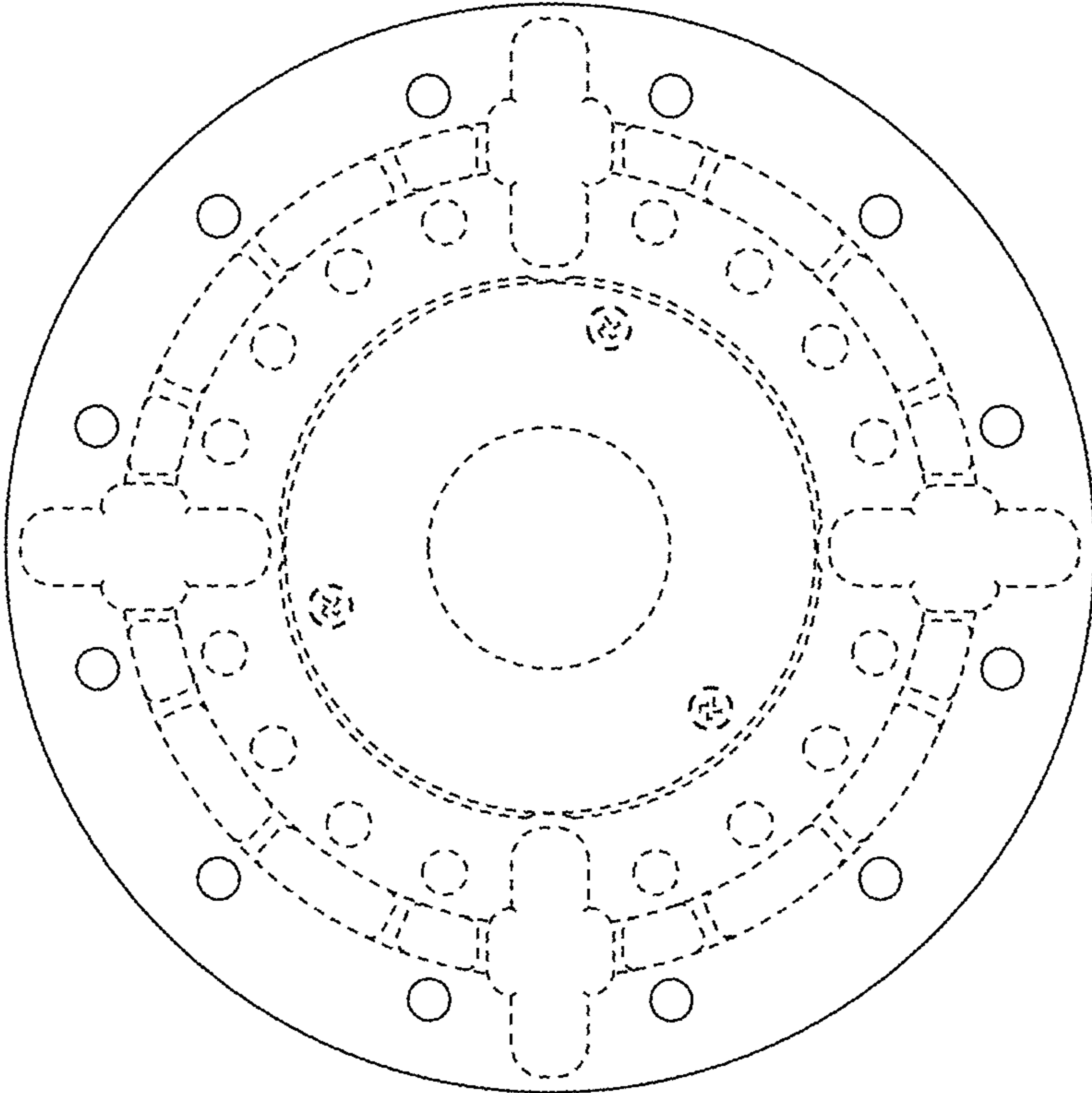


FIG. 7