



US00D952471S

(12) **United States Design Patent**
Fox

(10) **Patent No.:** **US D952,471 S**

(45) **Date of Patent:** **** May 24, 2022**

(54) **BAG**

(71) Applicant: **Barbara Molly Fox**, Las Vegas, NV
(US)

(72) Inventor: **Barbara Molly Fox**, Las Vegas, NV
(US)

(**) Term: **15 Years**

(21) Appl. No.: **29/731,528**

(22) Filed: **Apr. 15, 2020**

(51) **LOC (13) Cl.** **09-05**

(52) **U.S. Cl.**

USPC **D9/705**; D9/707; D9/432

(58) **Field of Classification Search**

USPC D9/414–416, 418, 419, 430–433, 438,
D9/500, 501, 503–505, 702, 703, 705,
D9/707, 711, 457, 704, 706, 708, 709,
D9/710, 713, 714, 720, 424, 667; D19/1,
D19/2, 3, 9, 86, 26, 75, 100; D3/201,
D3/229, 272–274, 300, 203.1–203.3, 299,
D3/303; D20/22, 27, 40, 43, 44, 99
CPC B65D 33/00; B65D 33/06; B65D 33/065;
B65D 75/28; B65D 27/08

See application file for complete search history.

(56) **References Cited**

U.S. PATENT DOCUMENTS

D255,219 S *	6/1980	Slothouber	D9/415
D258,204 S *	2/1981	Rudenschold	206/312
D307,242 S *	4/1990	Horton	D9/418
D311,488 S *	10/1990	Regenscheid	D9/415
D338,399 S *	8/1993	Conte, Jr.	206/524.8
D383,060 S *	9/1997	Pfuhl	D9/708
D451,378 S *	12/2001	Kinigakis	D9/709
D452,267 S *	12/2001	Makofsky	D19/3
D558,597 S *	1/2008	Schreiter	D9/709
D675,088 S *	1/2013	West	D9/418
D682,668 S *	5/2013	Anderson	D9/415

D729,635 S * 5/2015 Bertrand D9/706
D736,613 S * 8/2015 Bowman B65D 73/0064
D9/415
9,114,914 B2 * 8/2015 Dais B65D 33/28
(Continued)

OTHER PUBLICATIONS

Pinch N Slide. Publication date unknown. Visited Oct. 19, 2021.
<https://www.pinchnslide.com/> (Year: 0).*

(Continued)

Primary Examiner — Darcey E Gottschalk

Assistant Examiner — Vanessa Michelle Pursley

(74) *Attorney, Agent, or Firm* — Connie R. Masters

(57)

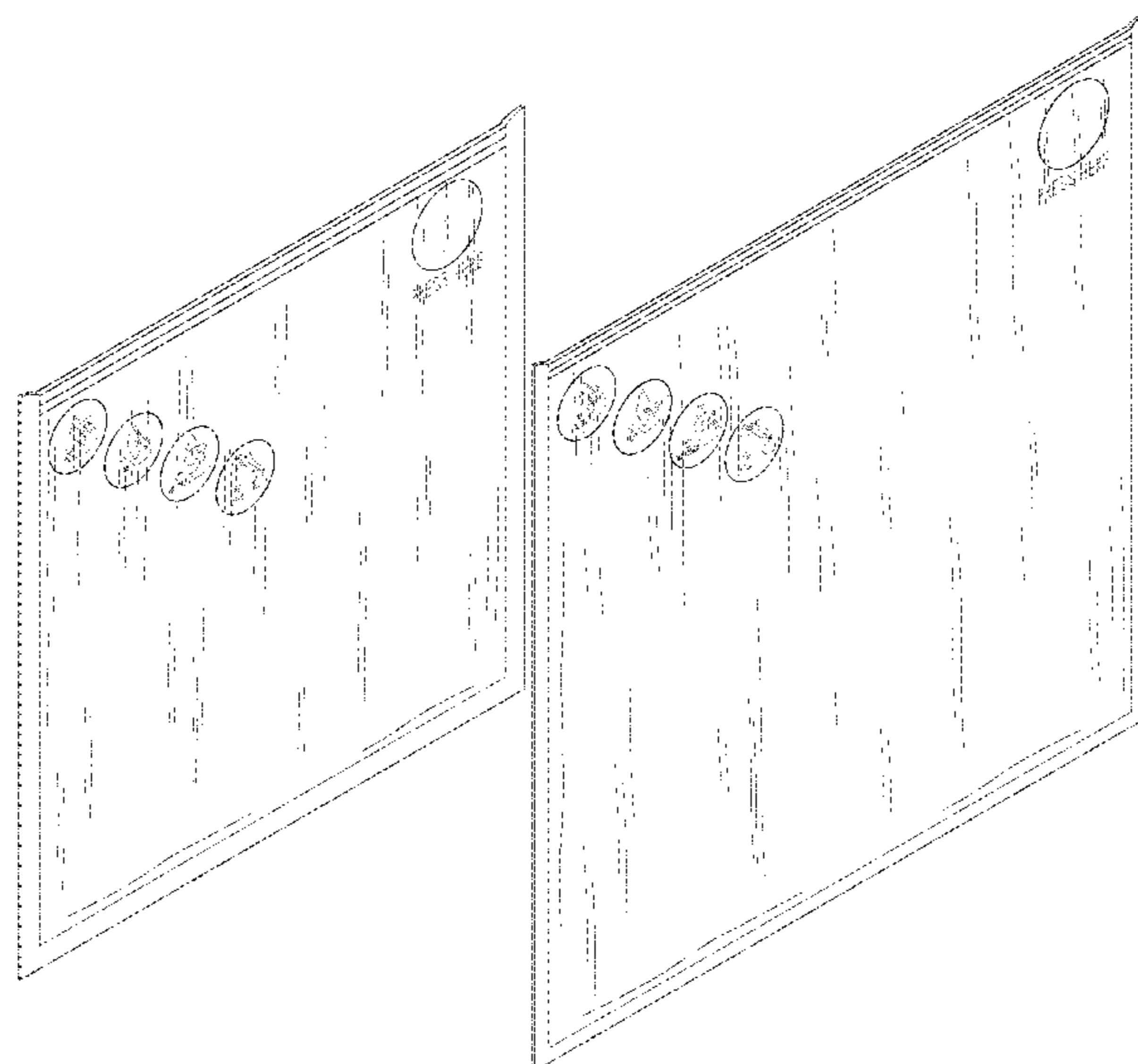
CLAIM

The ornamental design for a bag, as shown and described.

DESCRIPTION

FIG. 1 is a perspective view of a first embodiment of a bag, showing my new design;
FIG. 2 is a front view of the first embodiment;
FIG. 3 is a rear view of the first embodiment;
FIG. 4 is a right side view of the first embodiment;
FIG. 5 is a left side view of the first embodiment;
FIG. 6 is a top view of the first embodiment;
FIG. 7 is a bottom view of the first embodiment;
FIG. 8 is a perspective view of a second embodiment of a bag, showing my new design;
FIG. 9 is a front view of the second embodiment;
FIG. 10 is a rear view of the second embodiment;
FIG. 11 is a right side view of the second embodiment;
FIG. 12 is a left side view of the second embodiment;
FIG. 13 is a top view of the second embodiment; and,
FIG. 14 is a bottom view of the second embodiment.
The broken lines shown depict environmental subject matter, are included for the purpose of illustrating the unclaimed portions of the bag and form no part of the claimed design.

1 Claim, 10 Drawing Sheets



(56)

References Cited

U.S. PATENT DOCUMENTS

D766,076 S 9/2016 Tuan
D828,869 S * 9/2018 Bell D19/3
D848,860 S * 5/2019 Sale D9/706
D851,911 S * 6/2019 Nelson B42D 3/12
D3/201
D856,792 S 8/2019 Zussman
D889,990 S * 7/2020 Reaux D9/707

OTHER PUBLICATIONS

Youtube. Instructions for Opening Bag. Posted by Marijuana Packaging on Apr. 16, 2015. Visited Oct. 19, 2021. <https://www.youtube.com/watch?v=YkCp-Vsft0U> (Year: 2015).*

Staples. Globe-Weis Poly Zip Envelopes, Letter, Clear. Retrieved from Web Archive, archive date Jul. 7, 2015. Visited Oct. 19, 2021. https://web.archive.org/web/20150707204941/https://www.staples.com/Globe-Weis-Poly-Zip-Envelopes-Letter-Clear-5-Pack/product_661904 (Year: 2015).*

* cited by examiner




FIG. 1




FIG. 2

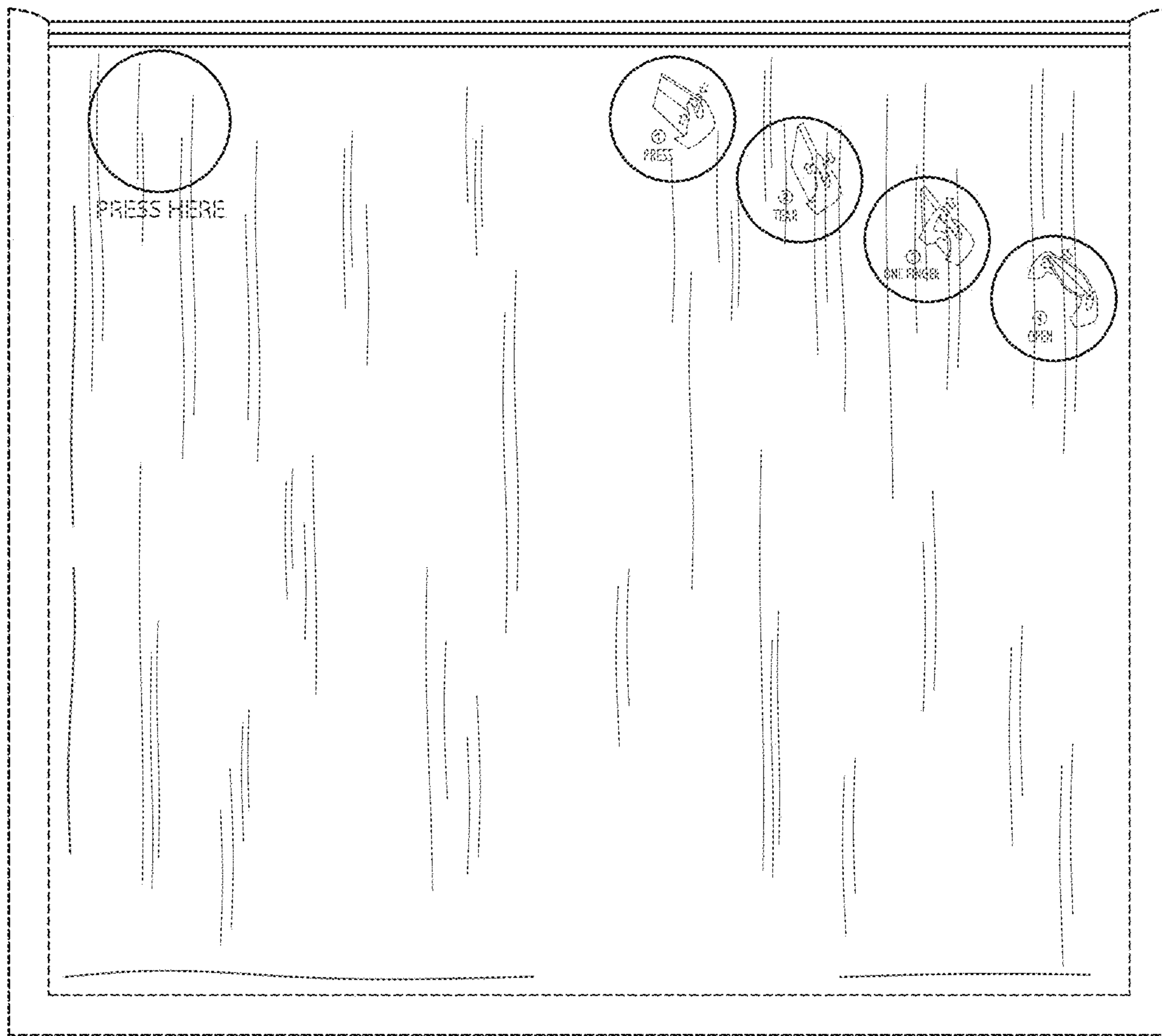


FIG. 3

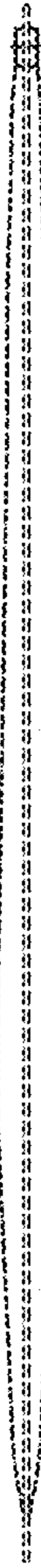


FIG. 4

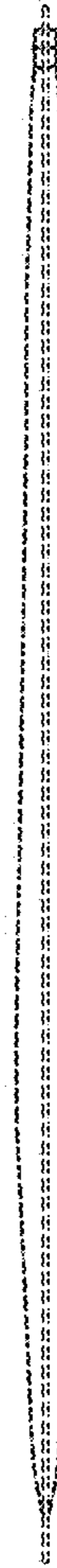


FIG. 5

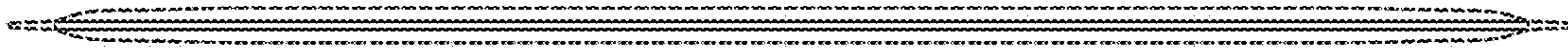


FIG. 6

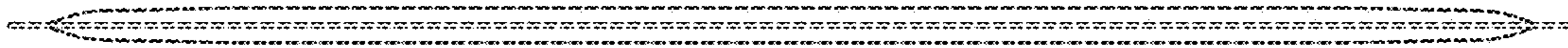


FIG. 7




FIG. 8

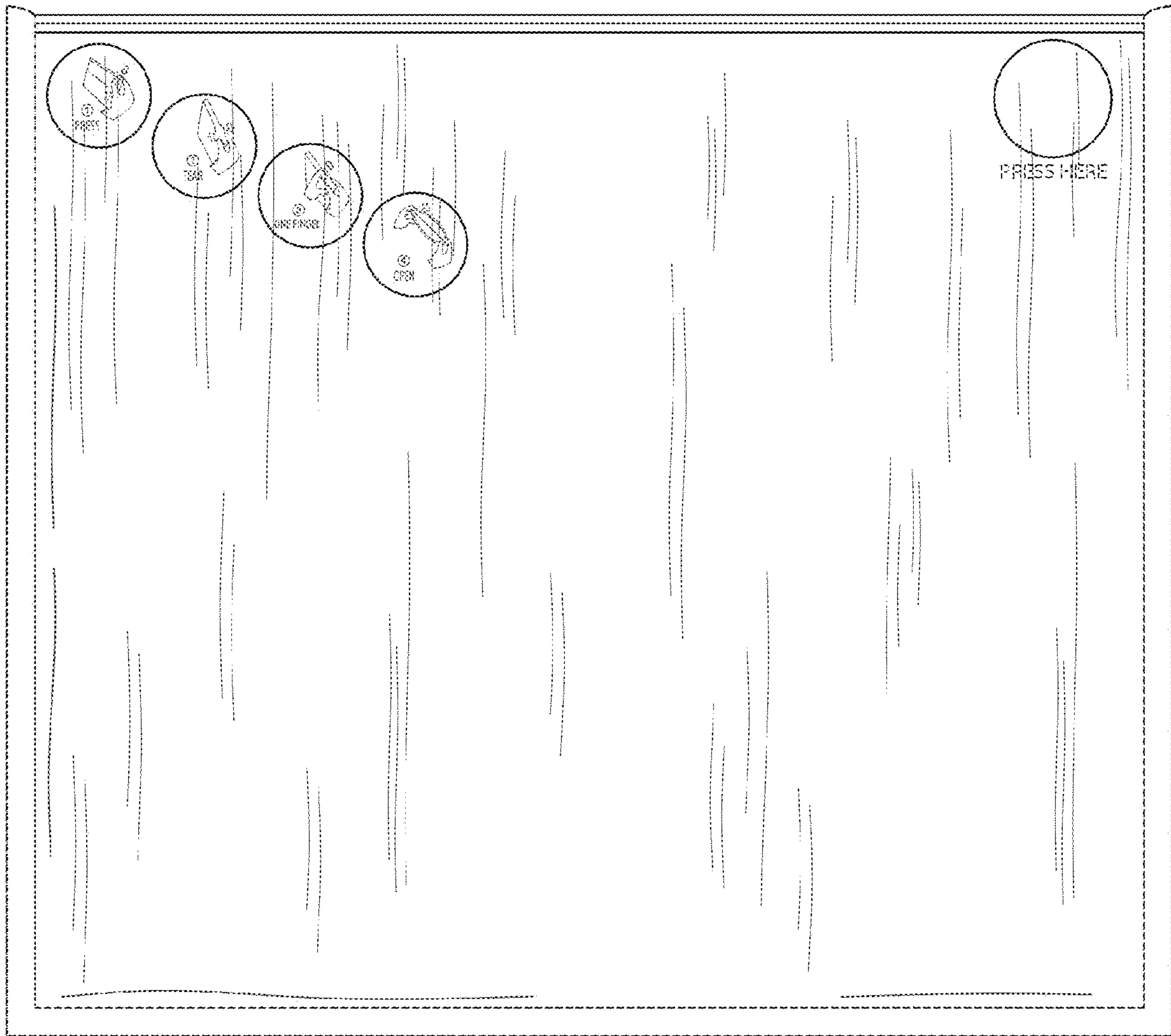


FIG. 9




FIG. 10

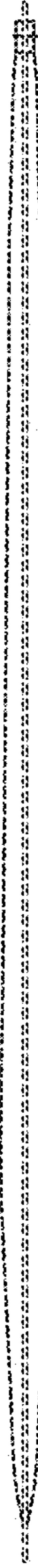


FIG. 11

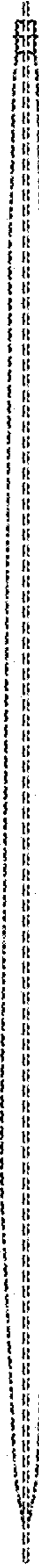


FIG. 12




FIG. 13

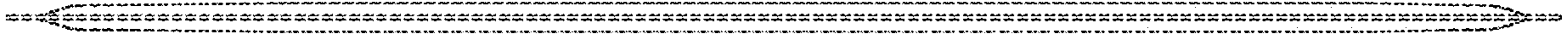


FIG. 14